



US00D583942S

(12) **United States Design Patent**
Mandel

(10) **Patent No.:** **US D583,942 S**
(45) **Date of Patent:** **** Dec. 30, 2008**

(54) **ROUND REFLEX HAMMER**

(75) Inventor: **Logan Flash Mandel**, Los Angeles, CA
(US)

(73) Assignee: **GMPC, LLC**, Santa Monica, CA (US)

(**) Term: **14 Years**

(21) Appl. No.: **29/305,457**

(22) Filed: **Mar. 20, 2008**

(51) **LOC (8) Cl.** **24-02**

(52) **U.S. Cl.** **D24/142**

(58) **Field of Classification Search** D24/142;
600/553, 552; 601/107; D8/75, 77, 78; D7/682
See application file for complete search history.

(56) **References Cited**

U.S. PATENT DOCUMENTS

D246,755	S	*	12/1977	Root	D8/77
D256,876	S	*	9/1980	Slagle, IV	D7/682
4,324,261	A	*	4/1982	Mark et al.	600/553
D283,344	S	*	4/1986	Leopoldi	D24/142
D427,679	S		7/2000	Coe		
D439,336	S		3/2001	Najmi		

6,406,436	B1		6/2002	Schiffman		
D518,176	S	*	3/2006	Mandel	D24/142
7,291,116	B2	*	11/2007	Kirchner	600/553

* cited by examiner

Primary Examiner—Ian Simmons

Assistant Examiner—Christopher Lee

(74) *Attorney, Agent, or Firm*—Christie, Parker & Hale, LLP

(57) **CLAIM**

The ornamental design for a round reflex hammer, as shown and described.

DESCRIPTION

FIG. 1 is a front view of a round reflex hammer showing my new design;

FIG. 2 is a rear view thereof;

FIG. 3 is a right side view thereof;

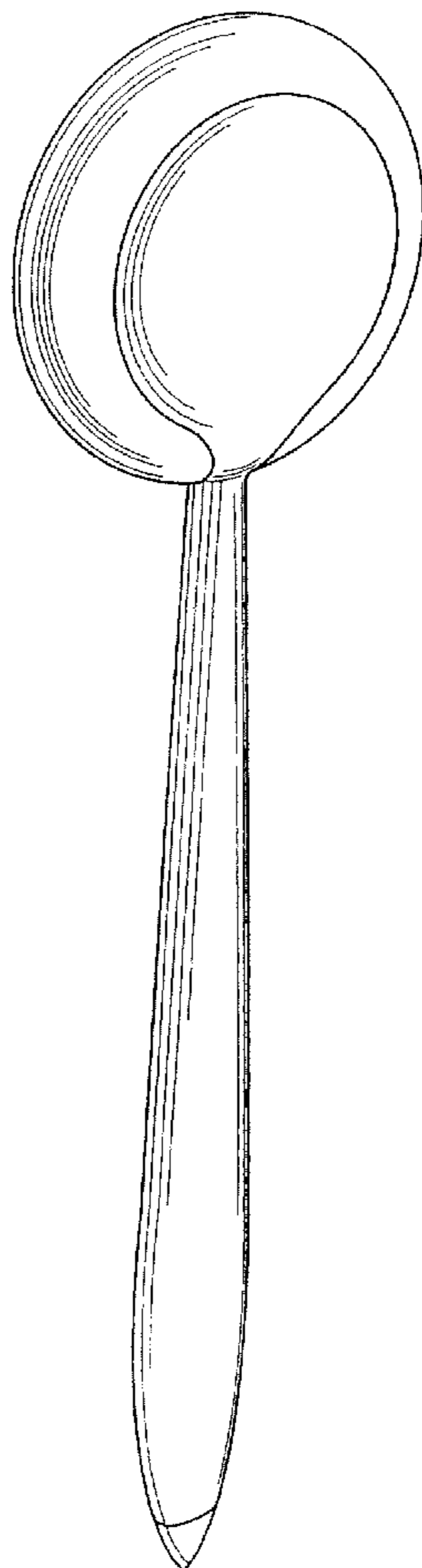
FIG. 4 is a left side view thereof;

FIG. 5 is a top view thereof;

FIG. 6 is a bottom view thereof; and,

FIG. 7 right front isometric view thereof.

1 Claim, 7 Drawing Sheets



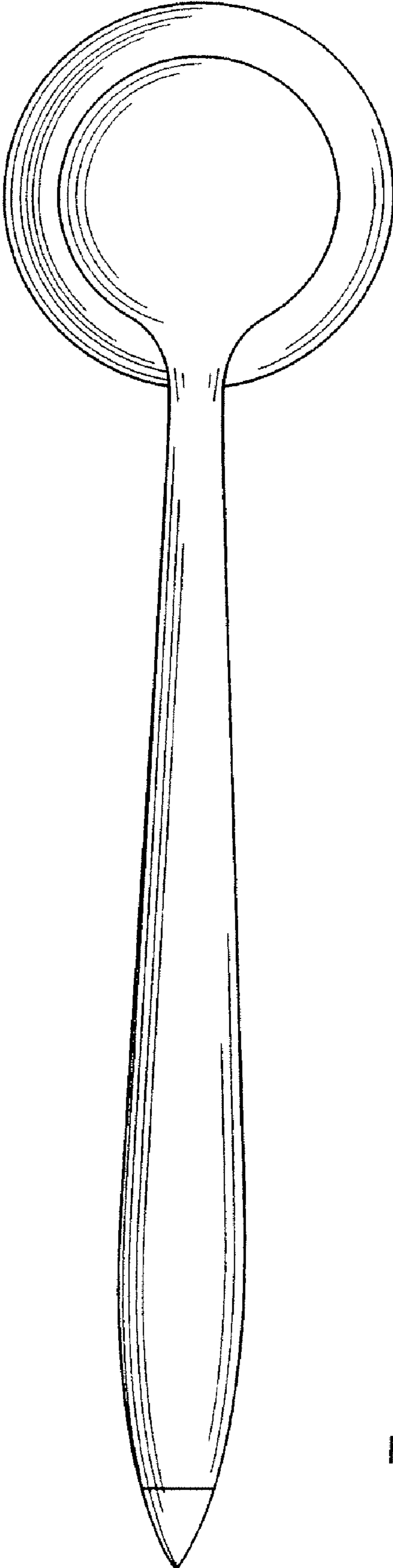


FIG-1

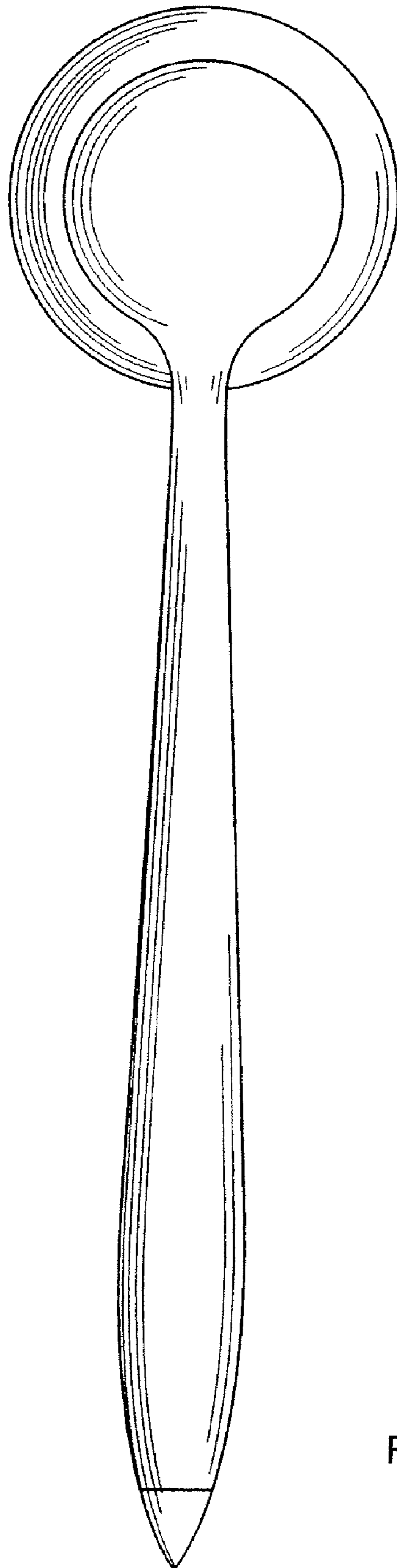


FIG-2




FIG-3

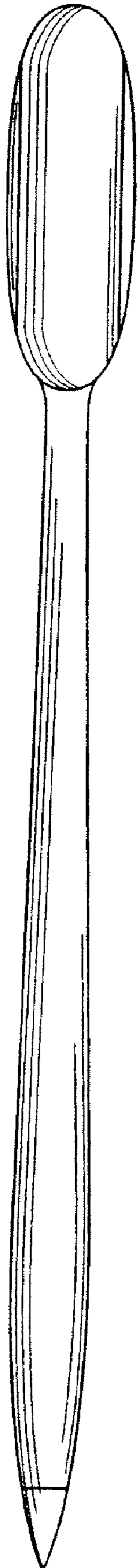


FIG-4




FIG-5

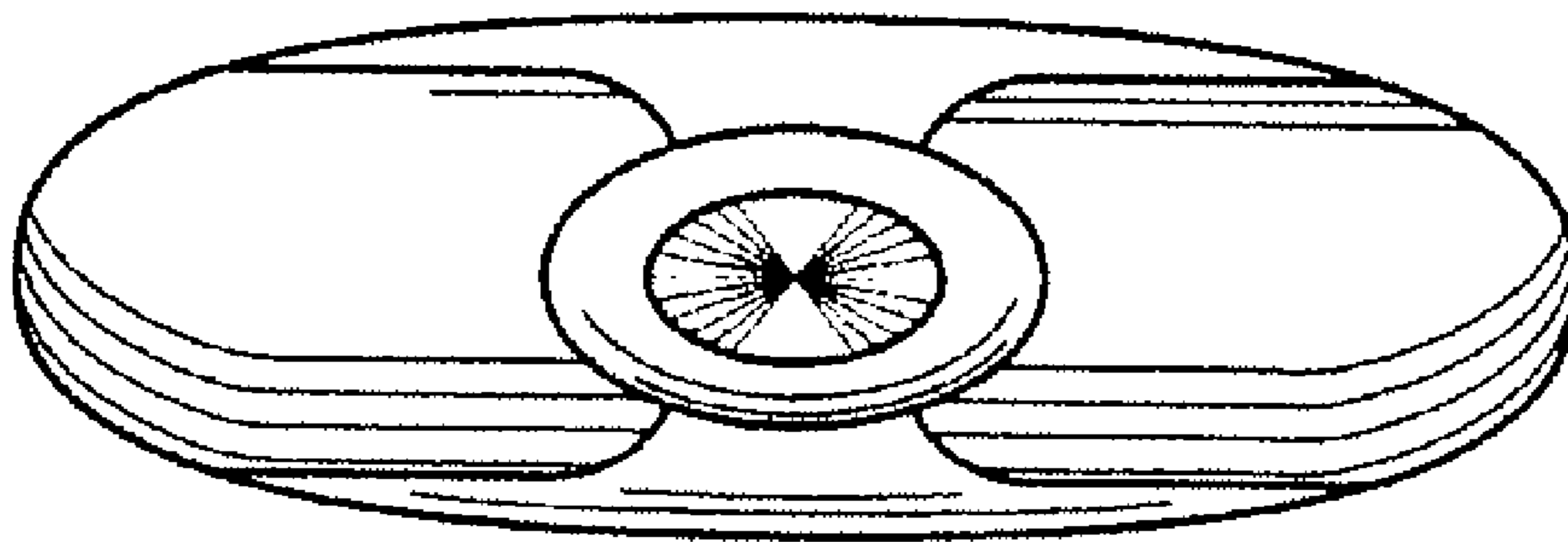


FIG-6

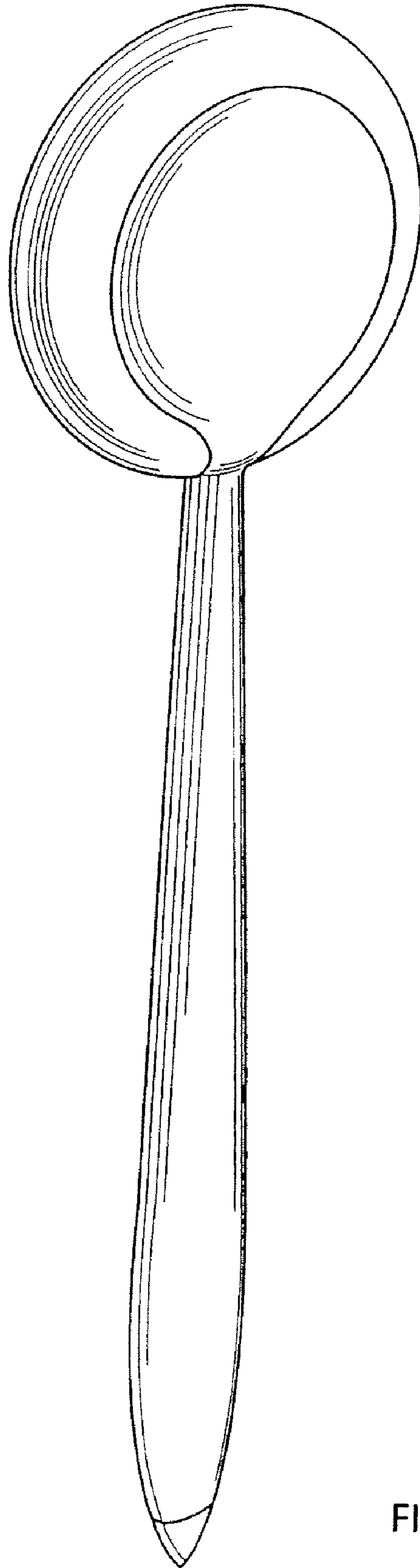


FIG-7