



US00D583921S

(12) **United States Design Patent**  
**Kay et al.**

(10) **Patent No.:** **US D583,921 S**  
(45) **Date of Patent:** **\*\* Dec. 30, 2008**

(54) **AIR FRESHENER DEVICE**

(75) Inventors: **Peter Kay**, Warwick (GB); **Miles Rudling**, Clifton (GB); **Dai Sanders**, Warwick (GB); **Dan Tyce**, Warwick (GB)

(73) Assignee: **Reckitt Benckiser (UK) Limited**, Slough, Berkshire (GB)

(\*\*) Term: **14 Years**

(21) Appl. No.: **29/305,178**

(22) Filed: **Mar. 14, 2008**

(30) **Foreign Application Priority Data**

Sep. 18, 2007 (EM) ..... 000792692-0003

(51) **LOC (8) Cl.** ..... **28-99**

(52) **U.S. Cl.** ..... **D23/366**

(58) **Field of Classification Search** ..... D23/355-396;  
261/DIG. 17, DIG. 43, DIG. 65, DIG. 88,  
261/DIG. 89; 239/34, 35, 53, 56, 57, 60,  
239/136, 326; 392/386, 394, 395; D28/5,  
D28/6

See application file for complete search history.

(56) **References Cited**

**U.S. PATENT DOCUMENTS**

D535,004 S \* 1/2007 Furner et al. .... D23/366

D538,915 S \* 3/2007 Anderson et al. .... D23/366  
D546,434 S \* 7/2007 Barraclough ..... D23/366  
D548,317 S \* 8/2007 Newton et al. .... D23/366  
D561,884 S \* 2/2008 Furner et al. .... D23/366  
D561,885 S \* 2/2008 Furner et al. .... D23/366  
D561,886 S \* 2/2008 Furner et al. .... D23/366  
D567,920 S \* 4/2008 Cantoni et al. .... D23/366  
7,357,561 B2 \* 4/2008 Hidalgo et al. .... 362/643  
D568,978 S \* 5/2008 Kennedy et al. .... D23/366

\* cited by examiner

*Primary Examiner*—Sandra Snapp

(57) **CLAIM**

The ornamental design for an air freshener device, as shown and described.

**DESCRIPTION**

FIG. 1 is a front, perspective view of the air freshener device of our invention;

FIG. 2 is an elevation view of the front thereof;

FIG. 3 is an elevation view of the rear thereof;

FIG. 4 is an elevation view of the right side thereof;

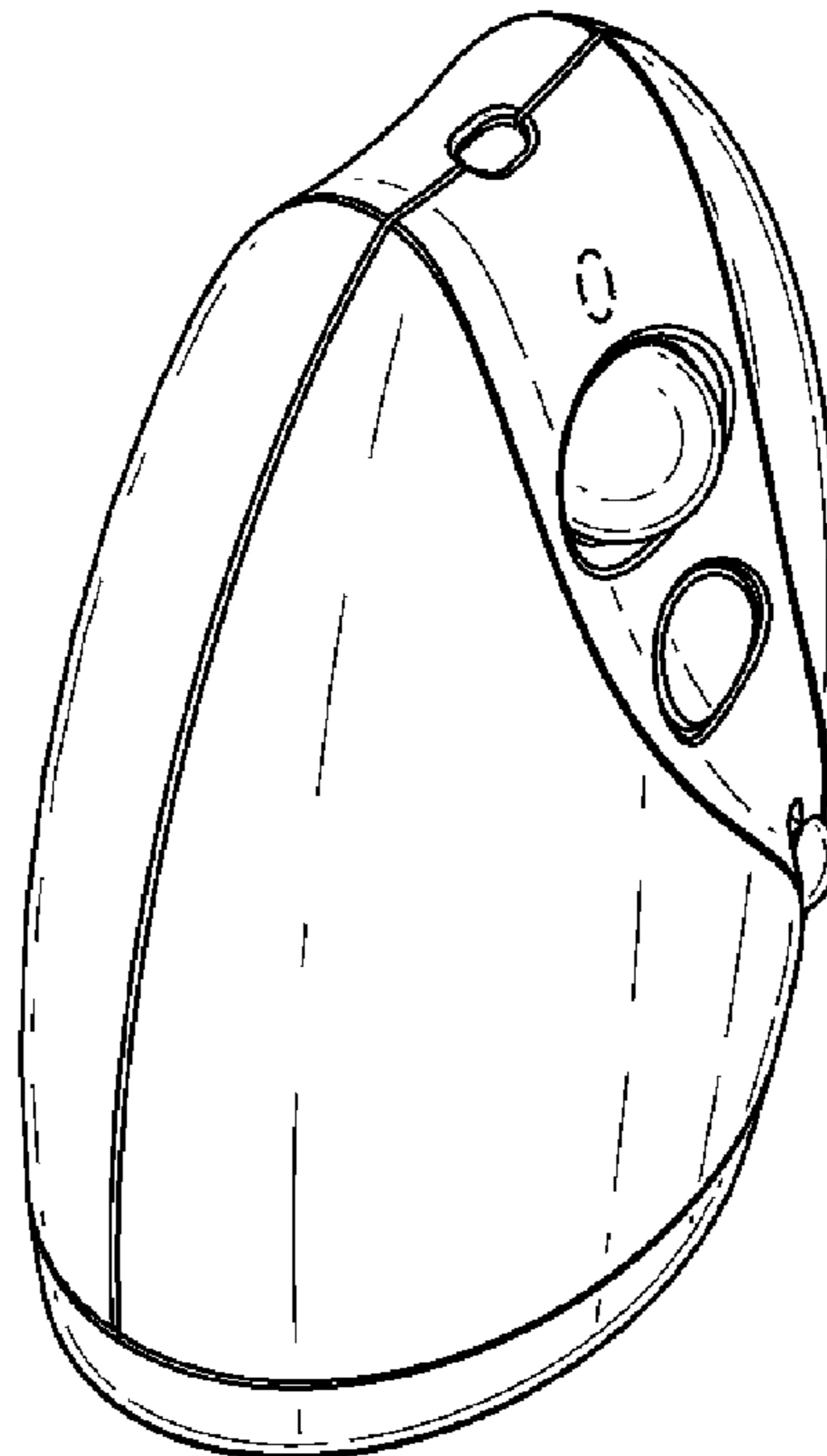
FIG. 5 is an elevation view of the left side thereof;

FIG. 6 is a plan view of the top thereof; and,

FIG. 7 is a plan view of the bottom thereof.

The broken lines shown in the drawings are for illustrative purposes only and form no part of the claimed design.

**1 Claim, 2 Drawing Sheets**



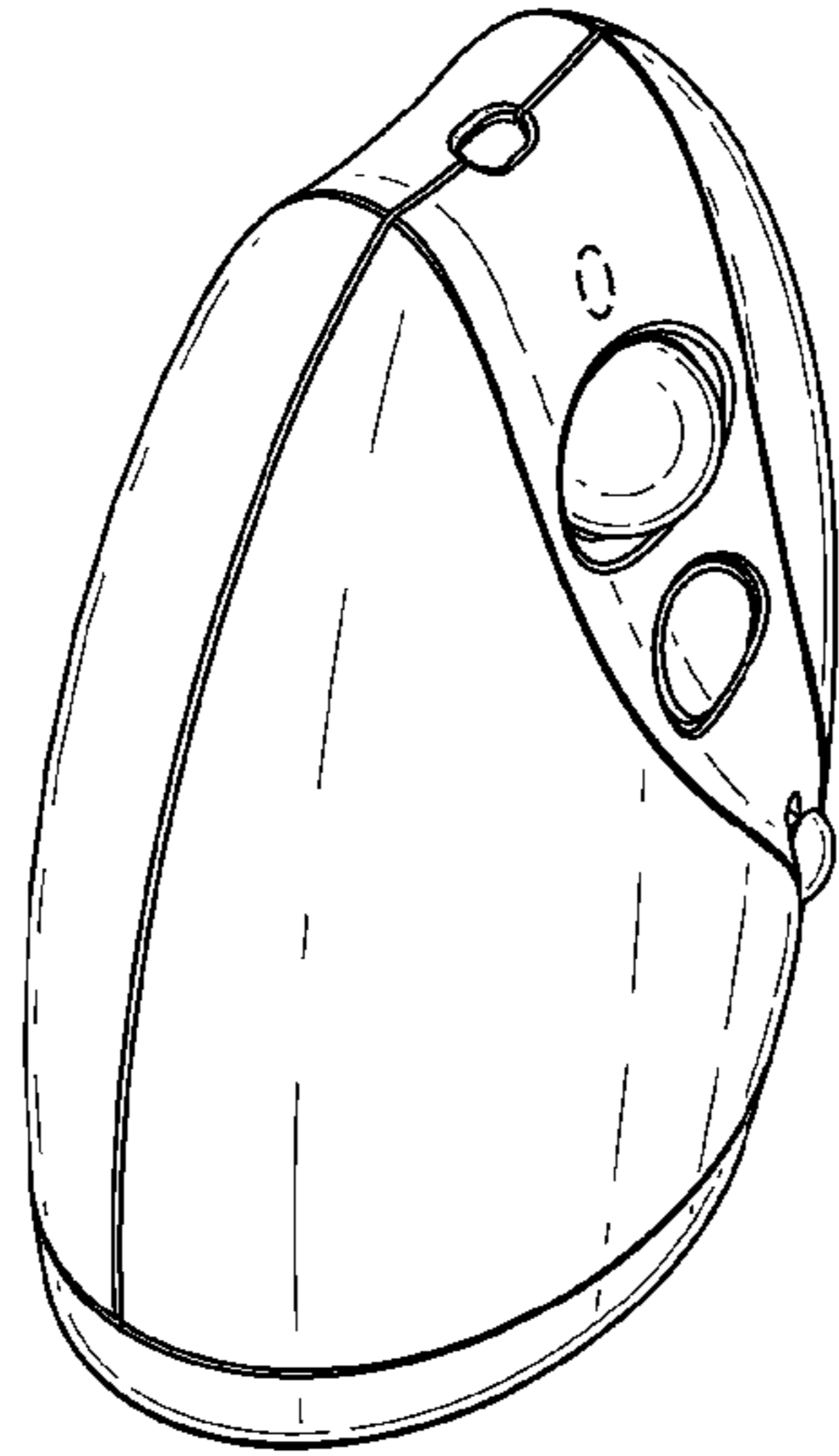


Fig.1.

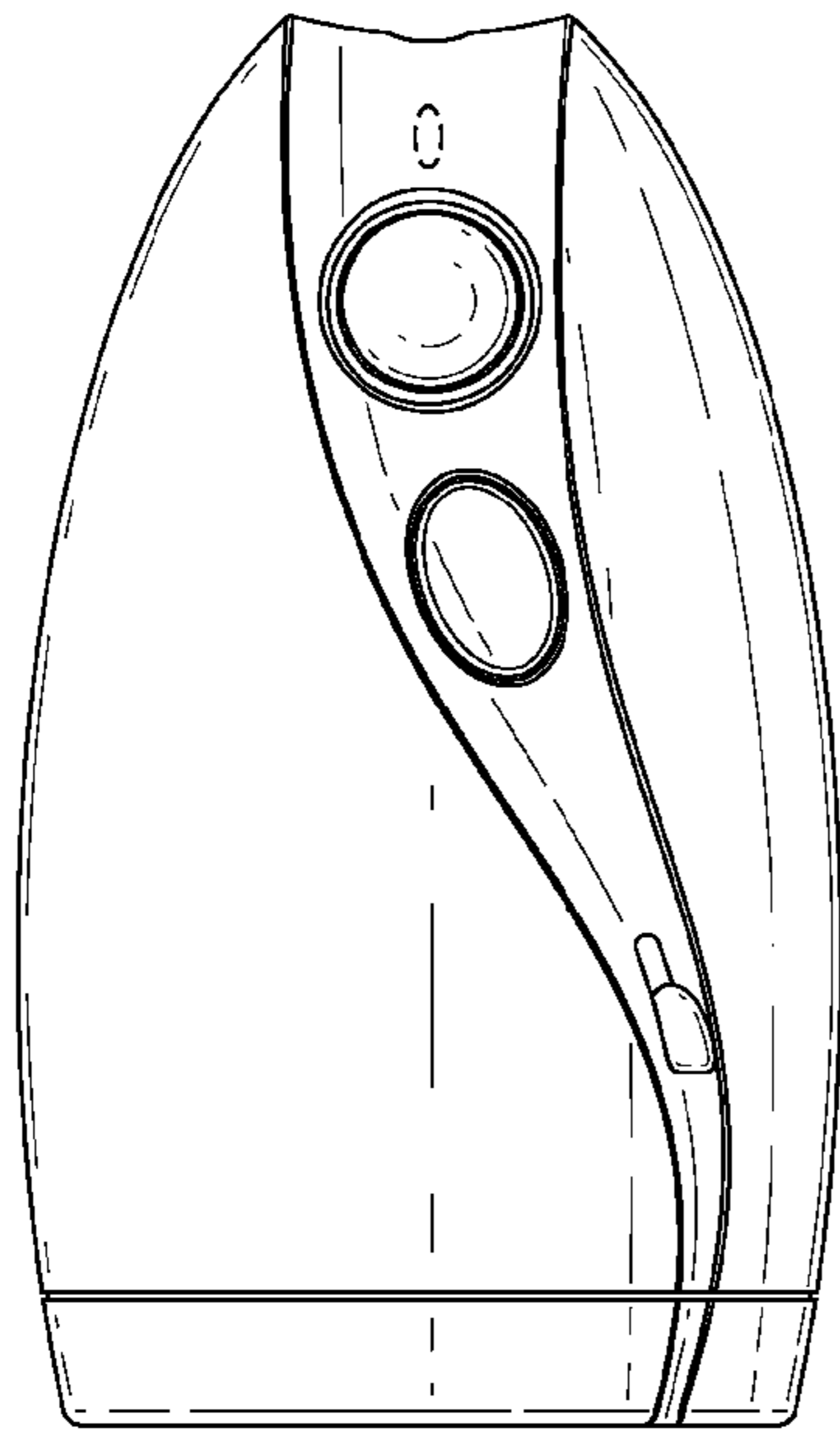


Fig.2.



Fig.3.

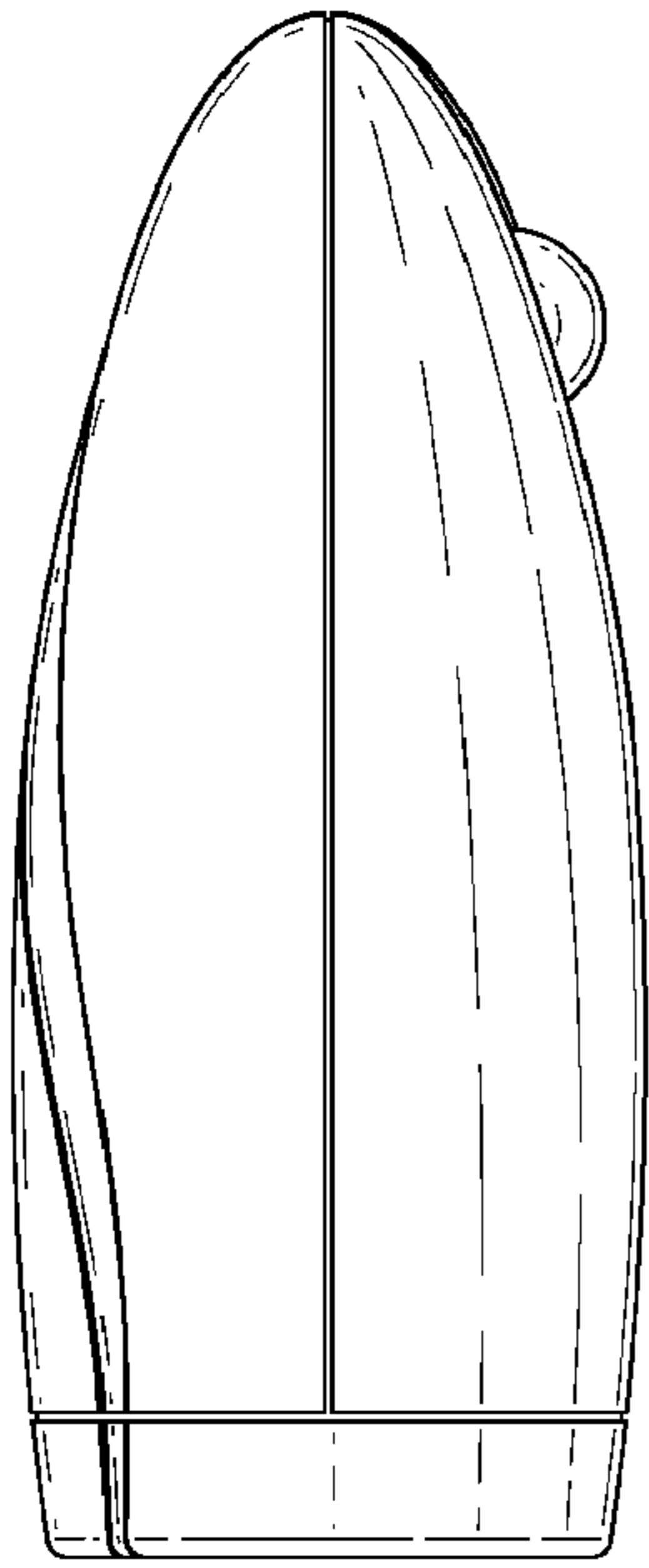


Fig.4.



Fig.5.

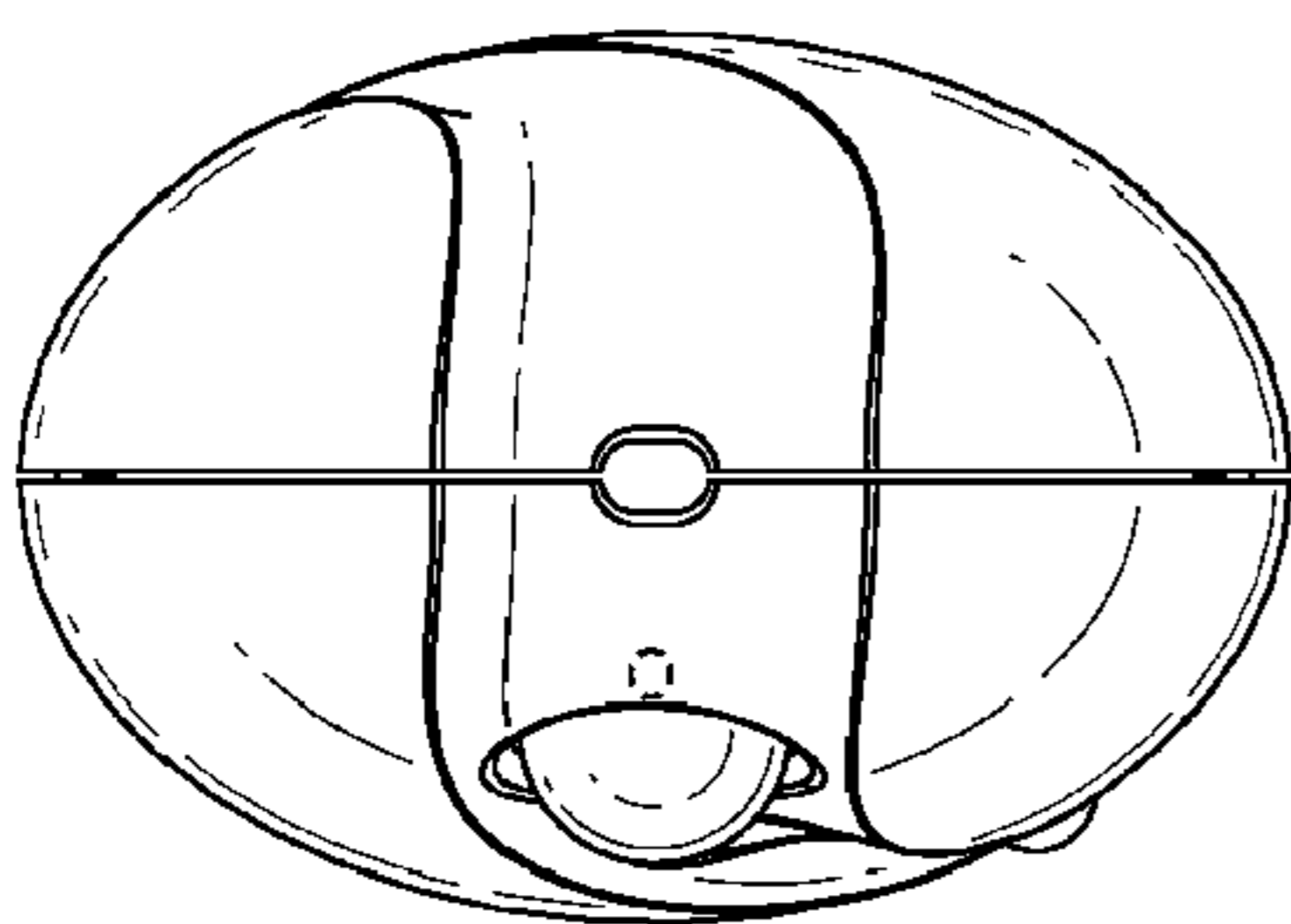


Fig.6.

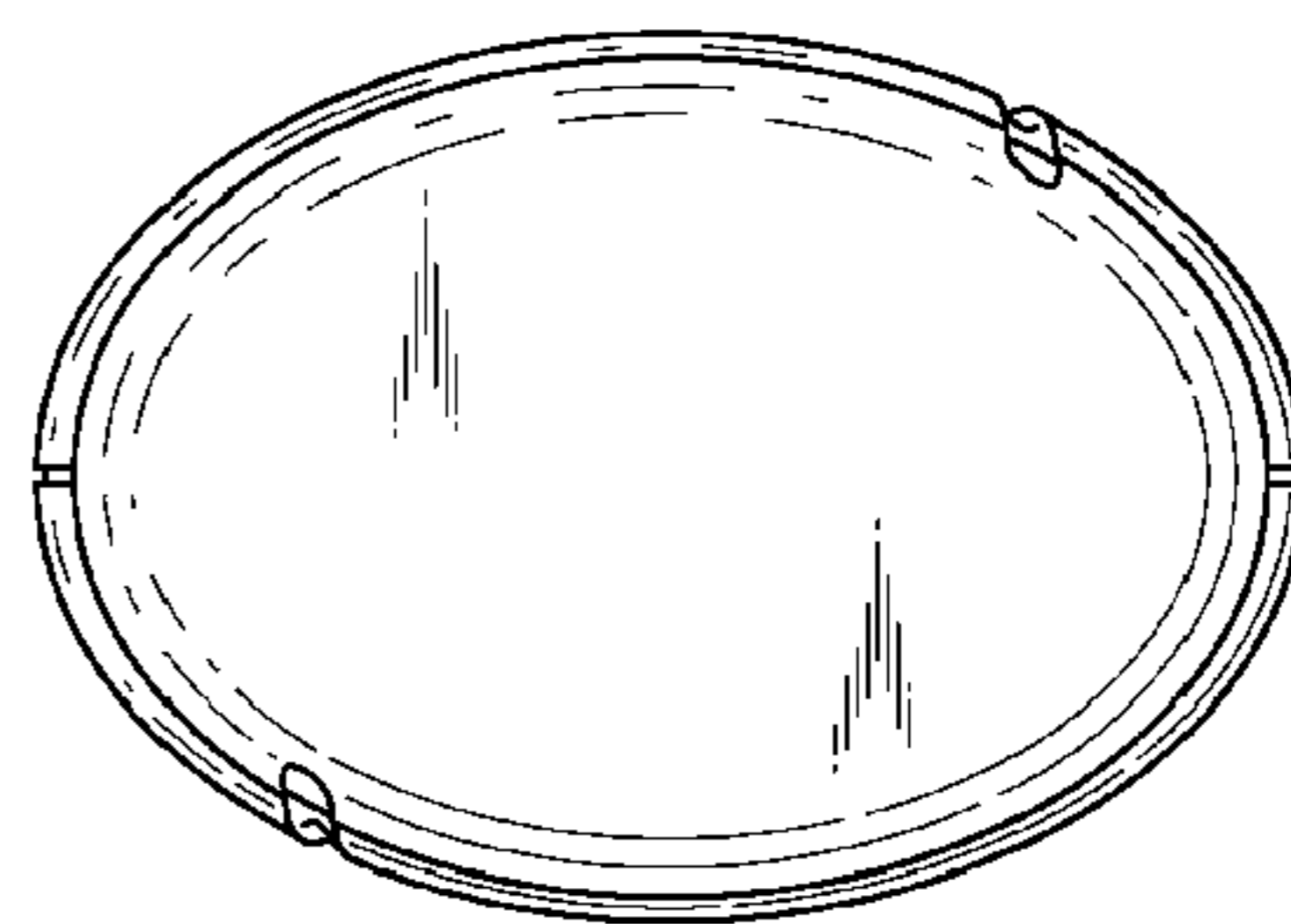


Fig.7.