



US00D583909S

(12) **United States Design Patent**  
**Hanna**

(10) **Patent No.:** **US D583,909 S**  
(45) **Date of Patent:** **\*\* Dec. 30, 2008**

- (54) **SPRAYHEAD**
- (75) Inventor: **Aaron Hanna**, Corona, CA (US)
- (73) Assignee: **Newfrey LLC**, Newark, DE (US)
- (\*\*) Term: **14 Years**
- (21) Appl. No.: **29/298,509**
- (22) Filed: **Dec. 6, 2007**

- D493,867 S 8/2004 Shahar
- D499,795 S 12/2004 Bayer
- D510,126 S 9/2005 Ouyoung
- D511,560 S 11/2005 Kulig et al.
- D520,609 S 5/2006 Spangler

\* cited by examiner

*Primary Examiner*—Robert A. Delehanty  
*Assistant Examiner*—Mark Cavanna  
(74) *Attorney, Agent, or Firm*—Richard J. Veltman; John D. DelPonti

- (51) **LOC (8) Cl.** ..... **23-01**
- (52) **U.S. Cl.** ..... **D23/249**
- (58) **Field of Classification Search** ..... D23/200,  
D23/238–257; D6/512, 546, 550; D8/300,  
D8/307–308, 310–312, 321; 4/675–678;  
137/801; 16/110.1, 441  
See application file for complete search history.

(57) **CLAIM**

The ornamental design for a sprayhead, as shown and described.

**DESCRIPTION**

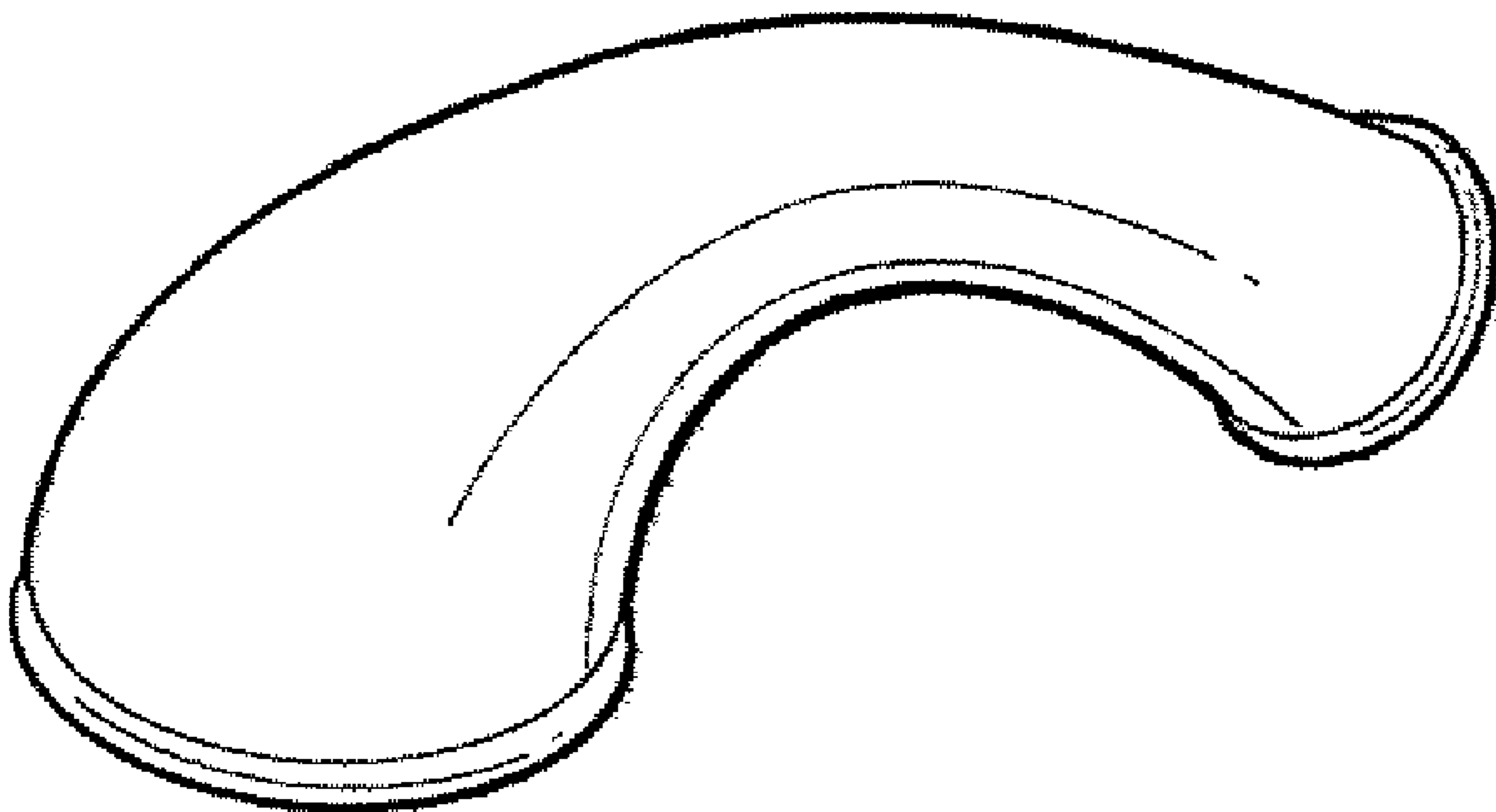
FIG. 1 is a perspective view of a sprayhead showing a new design;  
FIG. 2 is a front view thereof;  
FIG. 3 is a back view thereof;  
FIG. 4 is a top view thereof;  
FIG. 5 is a bottom view thereof; and,  
FIG. 6 is a right side view thereof, the left side view being a mirror image.  
The broken lines shown in FIGS. 3 and 5 are included for the purpose of illustrating a portion of the sprayhead that forms no part of the claimed design.

(56) **References Cited**

**U.S. PATENT DOCUMENTS**

- D295,550 S 5/1988 Yost
- D399,931 S \* 10/1998 Doughty et al. .... D23/255
- D406,880 S \* 3/1999 Doughty et al. .... D23/255
- D419,650 S \* 1/2000 Lord ..... D23/255
- D421,488 S \* 3/2000 Lord ..... D23/255
- D425,969 S \* 5/2000 Lord ..... D23/255
- D472,961 S 4/2003 Ziemann
- D478,157 S 8/2003 Yegyayan
- D478,968 S 8/2003 Veltz
- D487,135 S 2/2004 Lord
- D487,798 S 3/2004 Bayer
- D488,210 S 4/2004 Lord

**1 Claim, 1 Drawing Sheet**



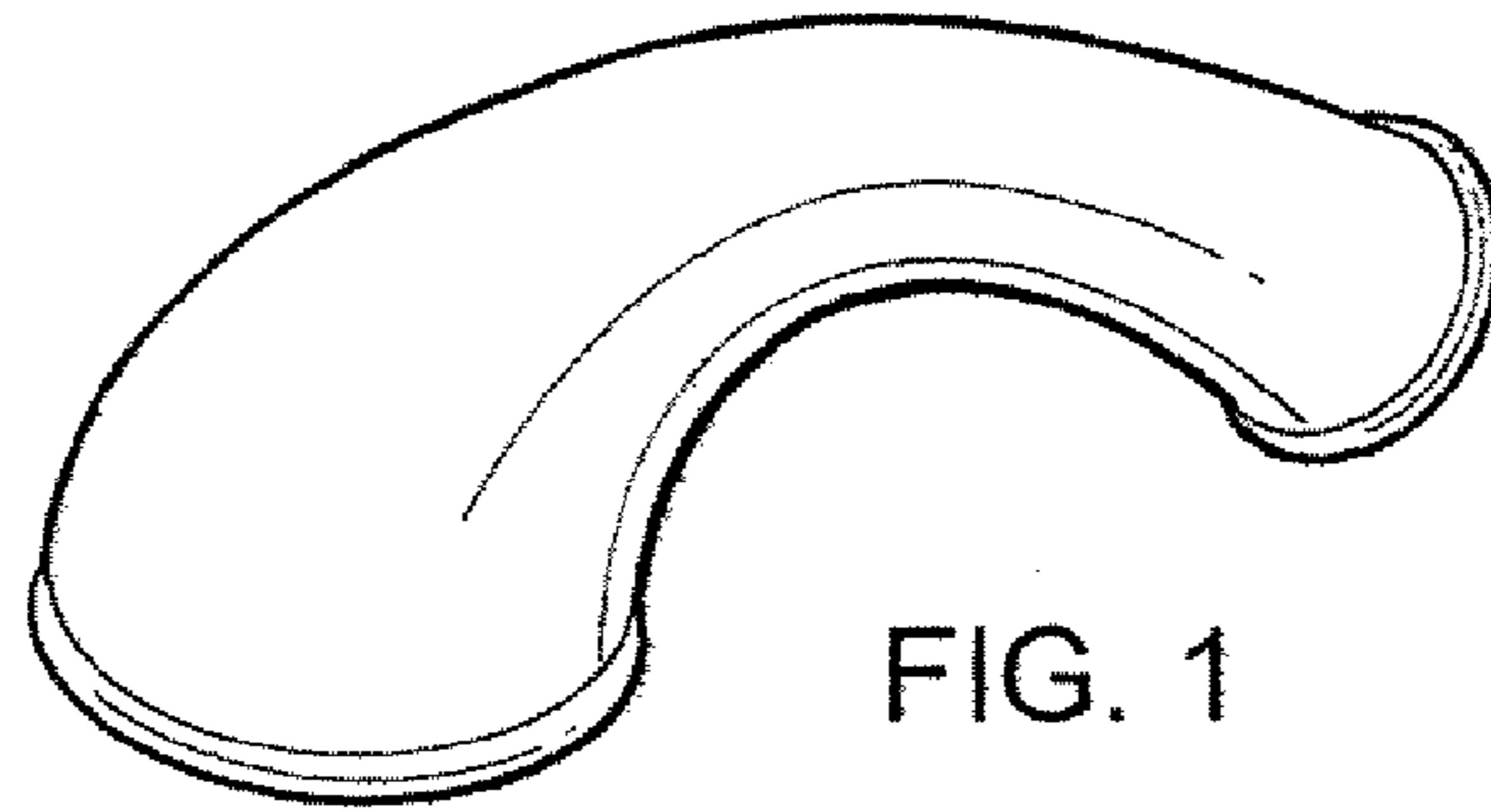


FIG. 1

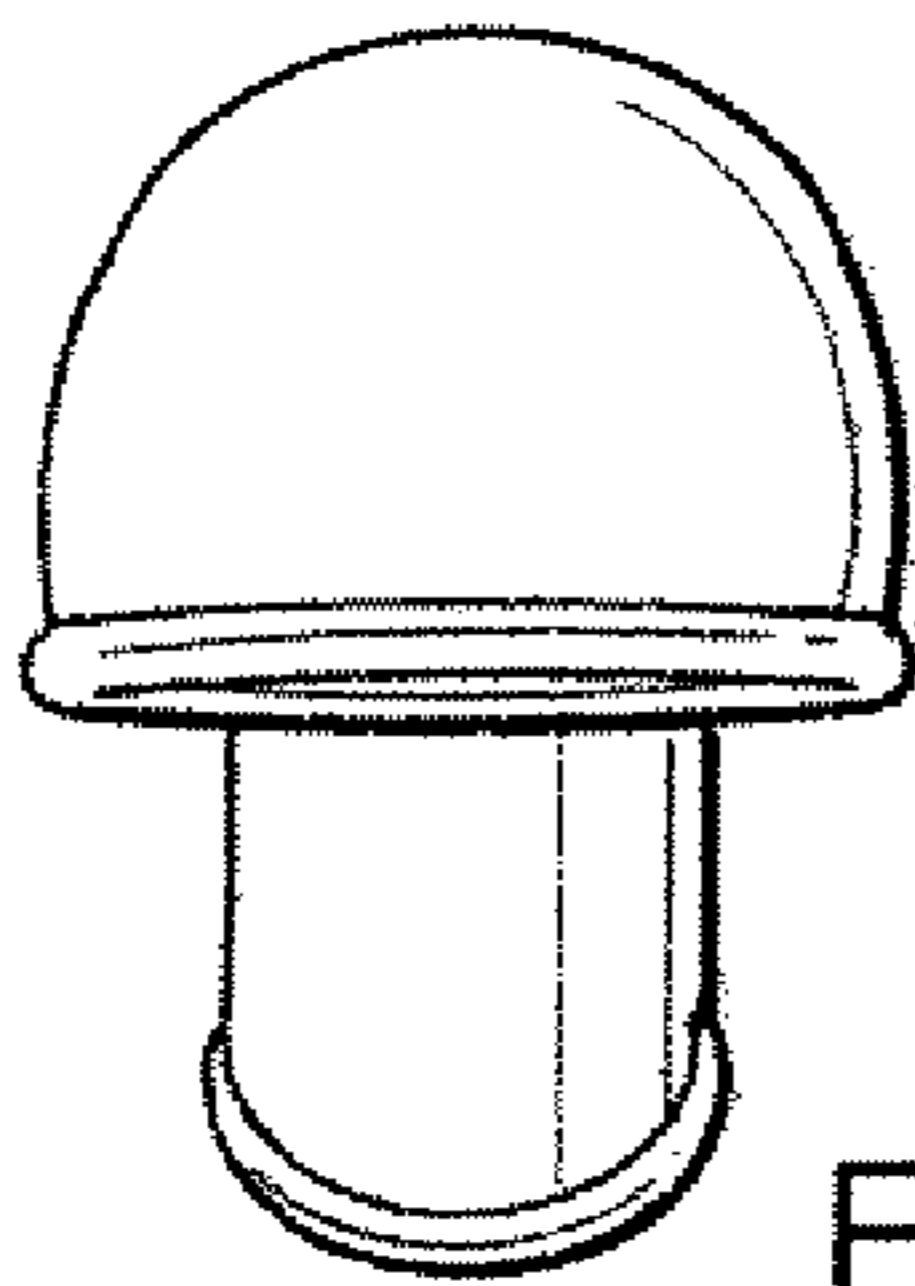


FIG. 2

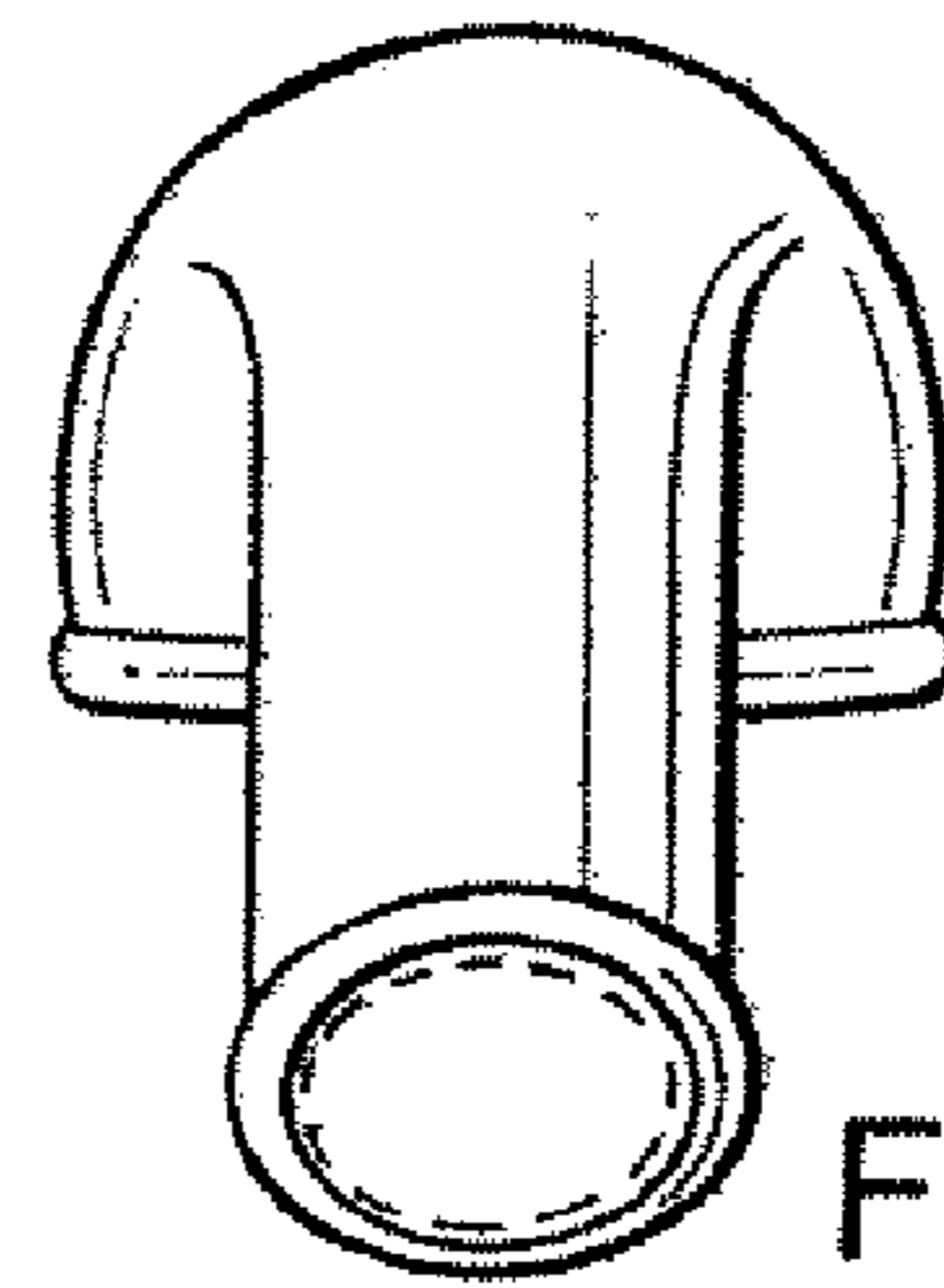


FIG. 3




FIG. 4

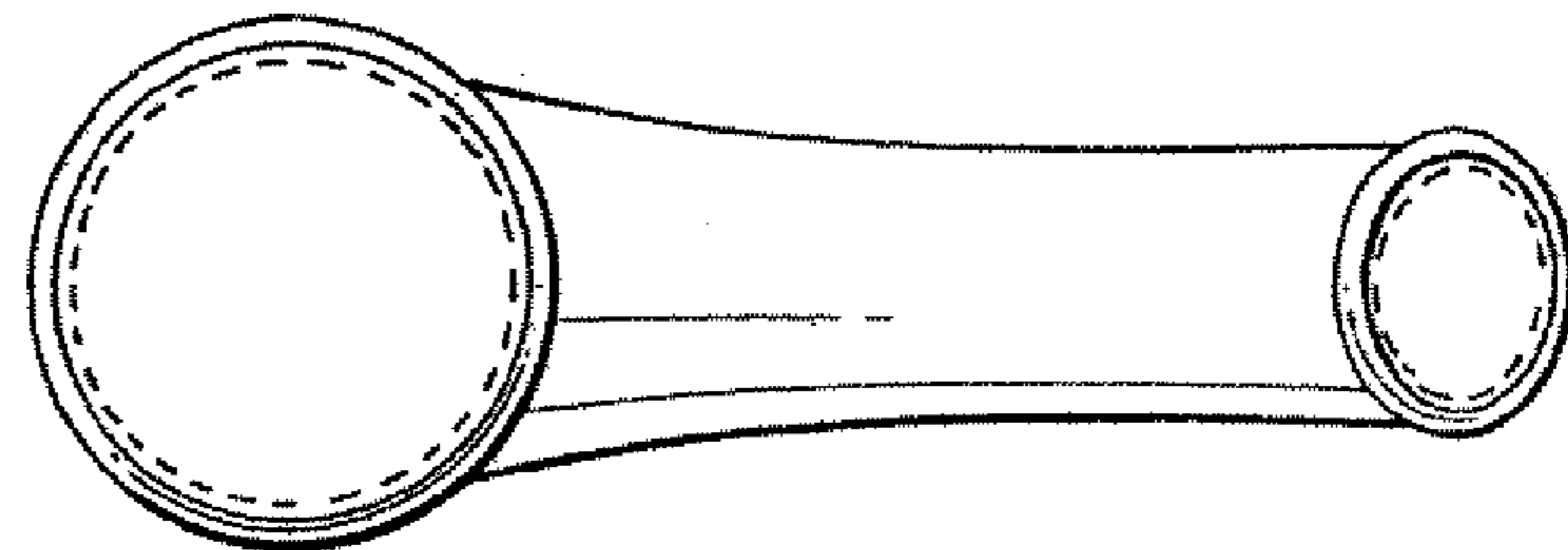


FIG. 5

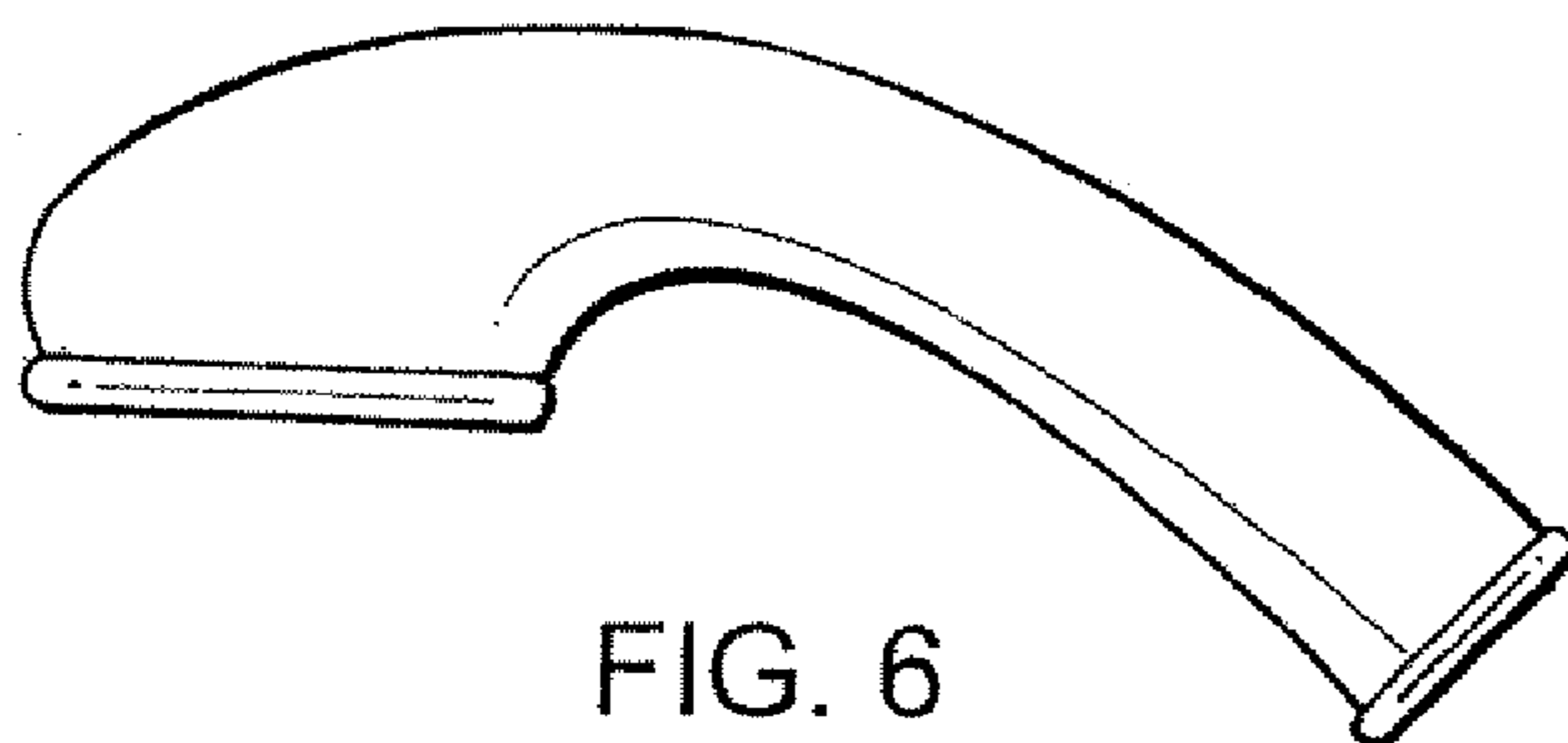


FIG. 6