



US00D583908S

(12) **United States Design Patent**
Downey et al.

(10) **Patent No.:** **US D583,908 S**

(45) **Date of Patent:** **** Dec. 30, 2008**

(54) **FAUCET BODY**

(75) Inventors: **David R. Downey**, Garden Grove, CA (US); **Yos Singtoroj**, Anaheim, CA (US)

(73) Assignee: **Newfrey LLC**, Newark, DE (US)

(**) Term: **14 Years**

(21) Appl. No.: **29/304,888**

(22) Filed: **Mar. 10, 2008**

(51) **LOC (8) Cl.** **23-01**

(52) **U.S. Cl.** **D23/238**

(58) **Field of Classification Search** D23/200,
D23/238-257; D6/512, 546, 550; D8/300,
D8/307-308, 310-312, 321; 4/675-678;
137/801; 16/110.1, 441

See application file for complete search history.

(56) **References Cited**

U.S. PATENT DOCUMENTS

| | | | |
|--------------|---------|---------------------|---------|
| D363,534 S * | 10/1995 | Hill et al. | D23/238 |
| D363,535 S * | 10/1995 | Hill et al. | D23/238 |
| D364,211 S * | 11/1995 | Hill et al. | D23/238 |
| D364,212 S * | 11/1995 | Hill et al. | D23/238 |
| D368,956 S * | 4/1996 | Haug et al. | D23/238 |
| D387,417 S * | 12/1997 | Doughty et al. | D23/243 |
| D393,053 S * | 3/1998 | Doughty et al. | D23/255 |
| D393,054 S * | 3/1998 | Doughty et al. | D23/255 |
| D413,162 S * | 8/1999 | Lord | D23/255 |
| D418,583 S * | 1/2000 | Hyde et al. | D23/255 |
| D420,431 S | 2/2000 | Lord | |
| D420,434 S | 2/2000 | Lord | |
| D420,725 S | 2/2000 | Lord | |
| D425,970 S * | 5/2000 | Milrud et al. | D23/255 |
| D427,287 S | 6/2000 | Wei et al. | |
| D432,215 S * | 10/2000 | Spangler | D23/249 |

| | | | |
|--------------|---------|----------------|---------|
| D432,217 S * | 10/2000 | Spangler | D23/255 |
| D467,304 S | 12/2002 | Lord | |
| D476,396 S | 6/2003 | Hanna | |
| D476,720 S | 7/2003 | Hanna | |
| D487,302 S | 3/2004 | Enslin | |
| D519,607 S | 4/2006 | Spangler | |
| D520,599 S | 5/2006 | Spangler | |
| D530,785 S | 10/2006 | Rexach et al. | |
| D538,891 S | 3/2007 | Gilbert et al. | |
| D538,892 S | 3/2007 | Gilbert | |

* cited by examiner

Primary Examiner—Robert A. Delehanty

Assistant Examiner—Mark Cavanna

(74) *Attorney, Agent, or Firm*—Richard J. Veltman; John D. DePonti

(57) **CLAIM**

The ornamental design for a faucet body, as shown and described.

DESCRIPTION

FIG. 1 is a perspective view of a faucet body showing a new design;

FIG. 2 is a front view thereof;

FIG. 3 is a back view thereof;

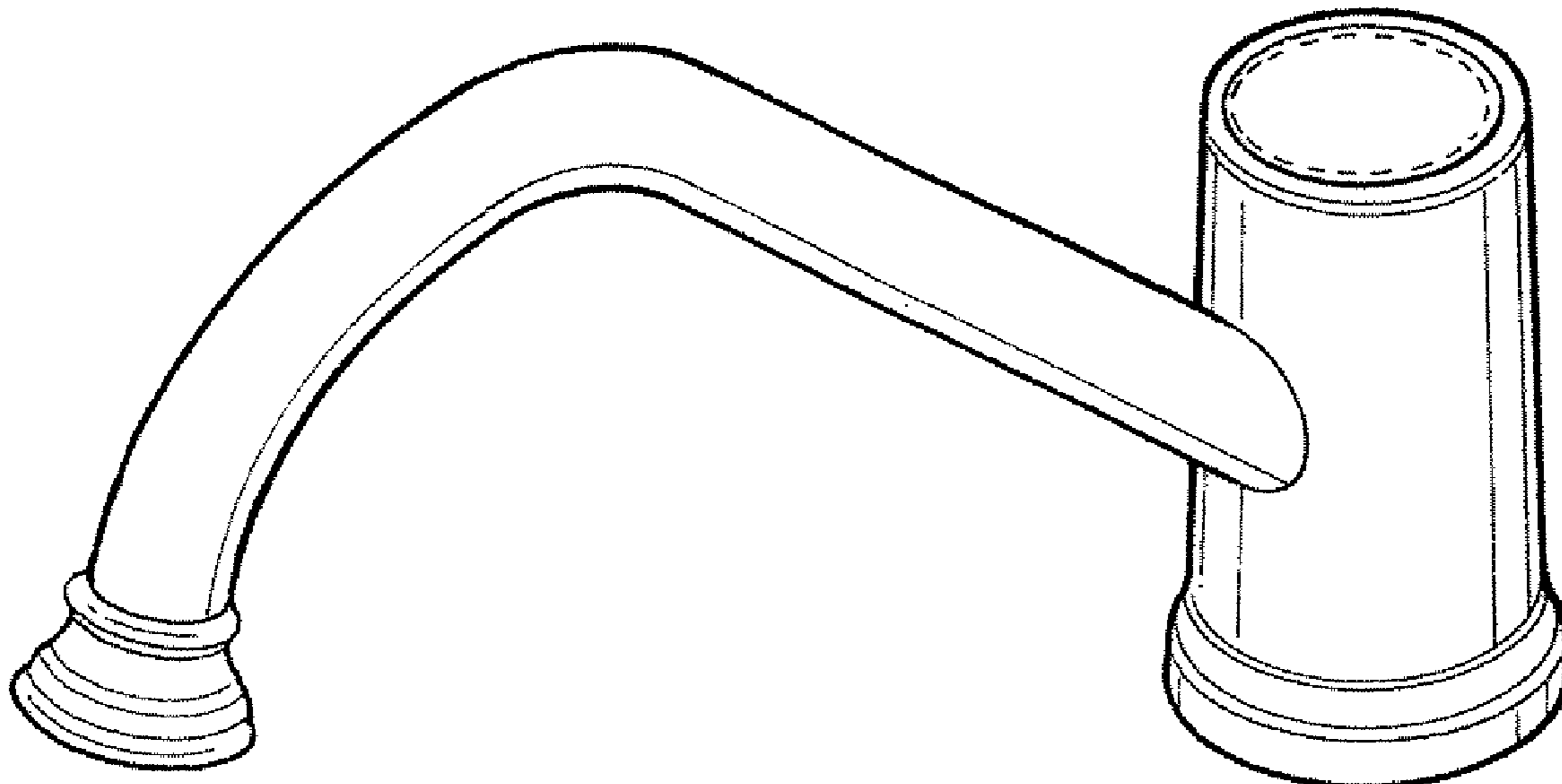
FIG. 4 is a left side view thereof, the right side view being a mirror image;

FIG. 5 is a top view thereof; and,

FIG. 6 is a bottom view thereof.

The broken lines shown in FIGS. 2 and 6 are included for the purpose of illustrating a portion of the faucet body that forms no part of the claimed design.

1 Claim, 3 Drawing Sheets



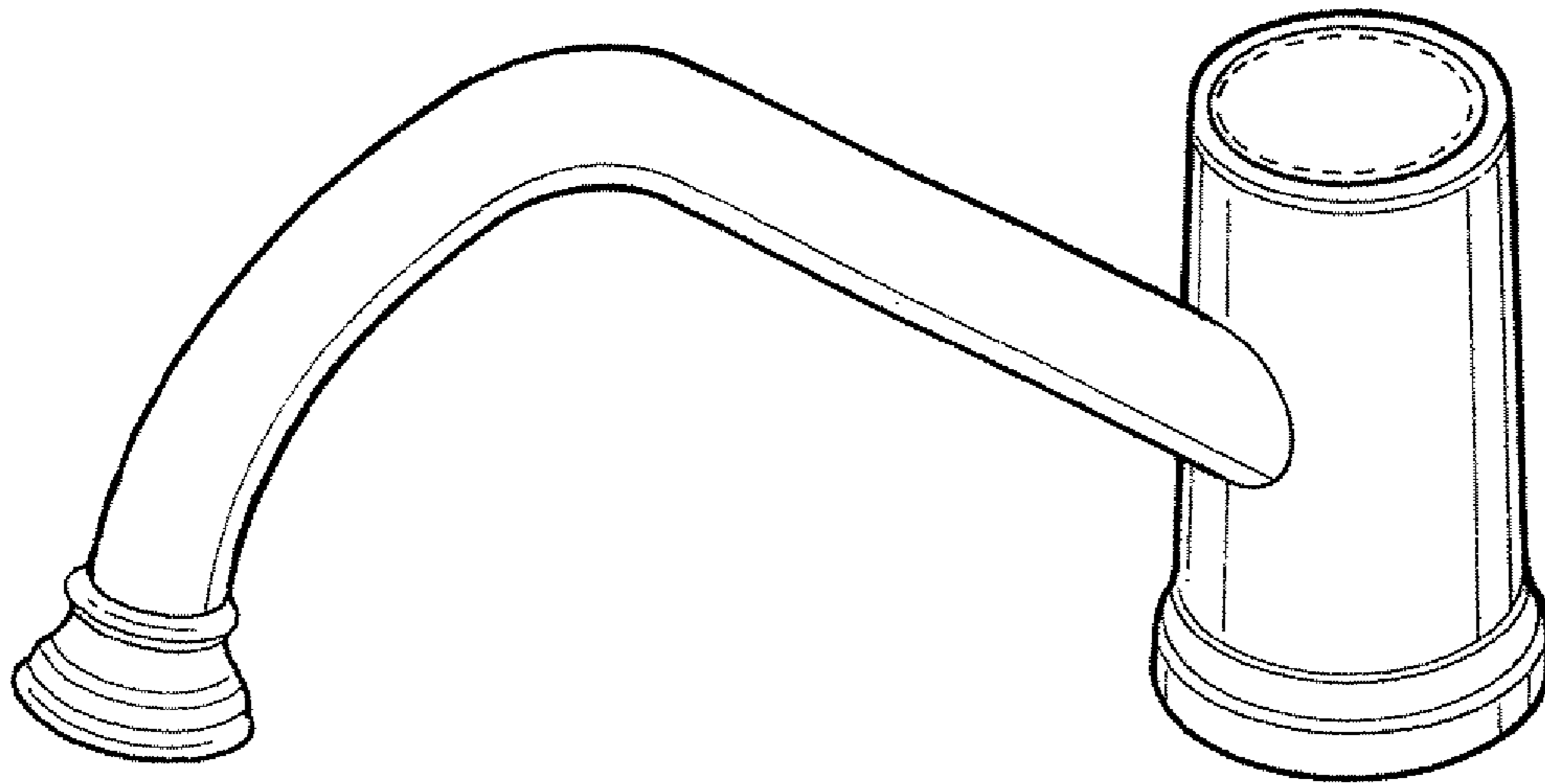


FIG. 1

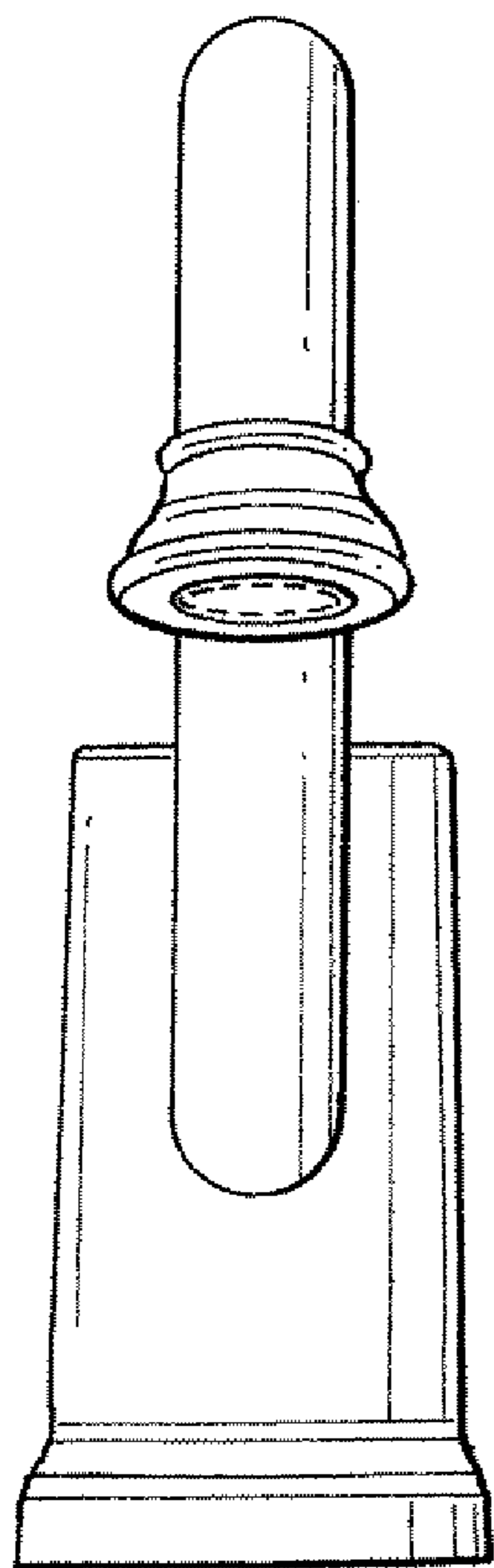


FIG. 2

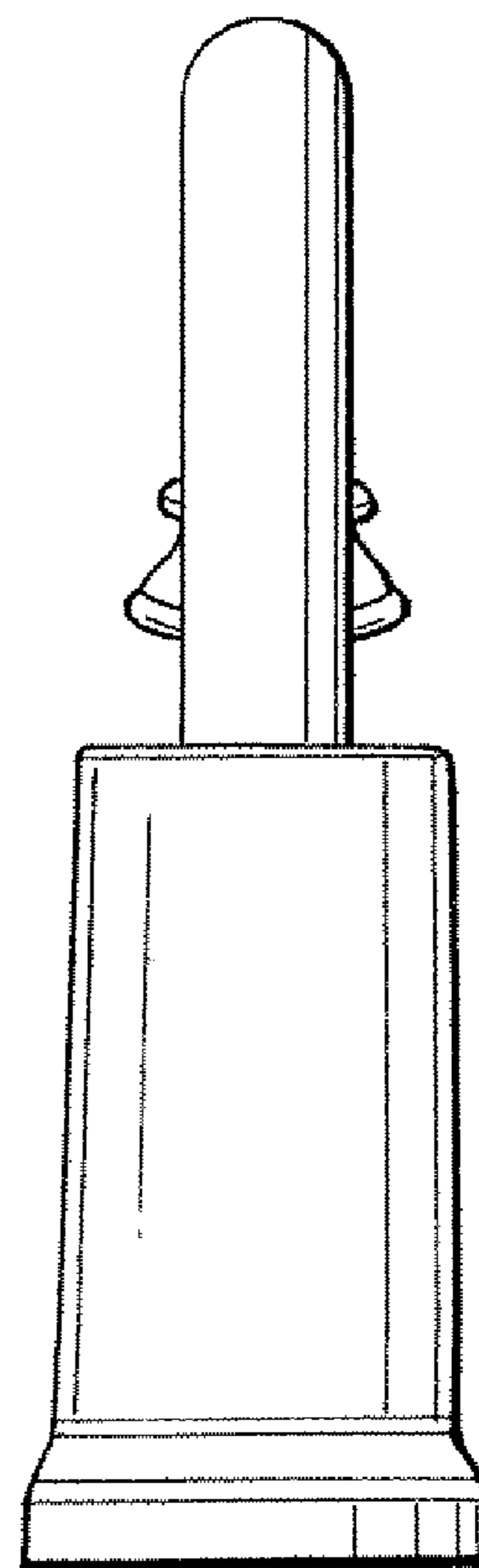


FIG. 3

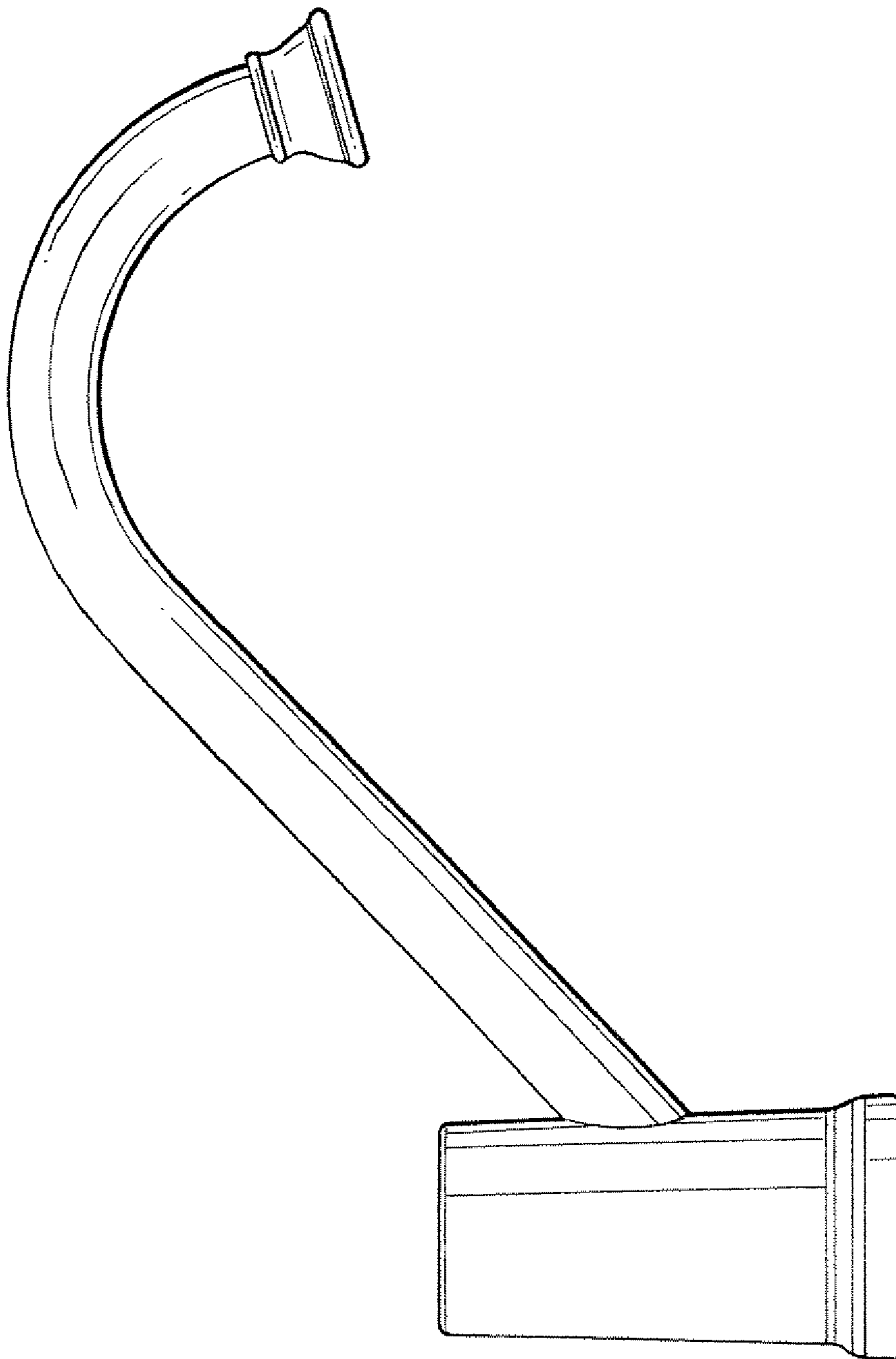


FIG. 4

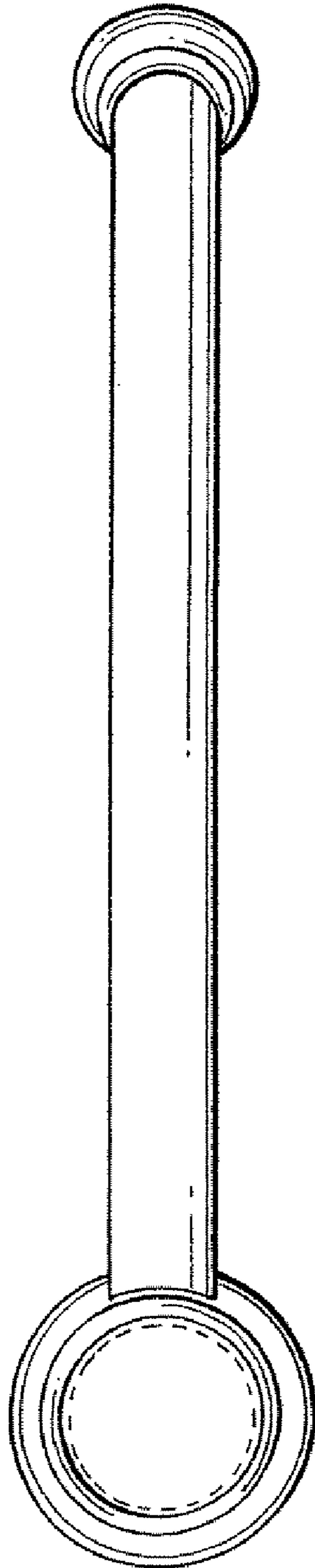


FIG. 5




FIG. 6