



US00D583896S

(12) **United States Design Patent**
McGarry

(10) **Patent No.:** **US D583,896 S**
(45) **Date of Patent:** **** Dec. 30, 2008**

(54) **PISTOL**

(75) Inventor: **James McGarry**, Prescott Valley, AZ
(US)

(73) Assignee: **Sturm, Ruger & Company, Inc.**,
Southport, CT (US)

(**) Term: **14 Years**

(21) Appl. No.: **29/289,585**

(22) Filed: **Jul. 25, 2007**

(51) **LOC (8) Cl.** **22-01**

(52) **U.S. Cl.** **D22/104**

(58) **Field of Classification Search** D22/100,
D22/104, 105, 108; D21/567, 570, 573-575;
362/110, 113; 42/1.02, 7, 50, 65, 70.11,
42/74, 75.03, 117, 22, 84, 37, 40, 114, 85,
42/71.02

See application file for complete search history.

(56) **References Cited**

U.S. PATENT DOCUMENTS

5,042,185	A *	8/1991	Justice, Sr.	42/70.11
D359,098	S *	6/1995	Stevens	D22/104
5,526,600	A *	6/1996	Chesnut et al.	42/50
D387,841	S *	12/1997	Hochstrate et al.	D22/104
5,741,996	A *	4/1998	Ruger et al.	42/22
6,370,806	B1 *	4/2002	Klebes et al.	42/84
D464,702	S *	10/2002	Mauch et al.	D22/103
D505,476	S	5/2005	McGarry	
6,928,764	B2 *	8/2005	Freed	42/71.02
D516,661	S	3/2006	McGarry	
2004/0031181	A1 *	2/2004	Freed	42/71.02
2006/0130386	A1 *	6/2006	Pikielny	42/85

OTHER PUBLICATIONS

James McGarry, U.S. Appl. No. 29/289,584, filed Jul. 25, 2007.
James McGarry, U.S. Appl. No. 29/289,583, filed Jul. 25, 2007.
Arthur Unknown, 475 Years Young, Guns & Ammo, Mar. 2002.
D.K. Pridgen. Gun Safety Roundup, Combat Handguns, Aug. 2000.

Author Unknown, title unknown, Combat Handguns, Mar. 2001, p. 91.
Frank James, New Taurus Tracker .41Mag, Combat Handguns, Feb. 2001, pp. 10-12, p. 90.
Author Unknown, Smith & Wesson 4566TSW .45 ACP, Gun Tests, May 2001, p.6.
Dave Anderson, Combat Shooting, American Handgunner, May/Jun. 2003, p. 34.
Mike Boyle, New Taurus PT-145 .45ACP, Combat Handguns, Feb. 2002, pp. 40-42.
Roger Combs, Guns & Gear, Handguns, Oct. 2002, p. 51.

* cited by examiner

Primary Examiner—Ian Simmons

Assistant Examiner—Melanie Levy

(74) *Attorney, Agent, or Firm*—Duane Morris, LLP

(57) **CLAIM**

The ornamental design for a pistol, as shown and described.

DESCRIPTION

FIG. 1 is a right side view of a pistol according to a first preferred embodiment of the new design;

FIG. 2 is a left side view thereof;

FIG. 3 is a front view thereof;

FIG. 4 is a rear view thereof;

FIG. 5 is a top view thereof;

FIG. 6 is a bottom view thereof;

FIG. 7 is a right side view of a pistol according to a second preferred embodiment of the new design;

FIG. 8 is a left side view thereof; and,

FIG. 9 is a rear view thereof.

The front, top, and bottom views of the second preferred embodiment are the same as those corresponding views in the first preferred embodiment shown in FIGS. 3, 5, and 6, respectively. All broken lines shown in the drawings are for illustrative purposes only and form no part of the claimed design.

1 Claim, 5 Drawing Sheets

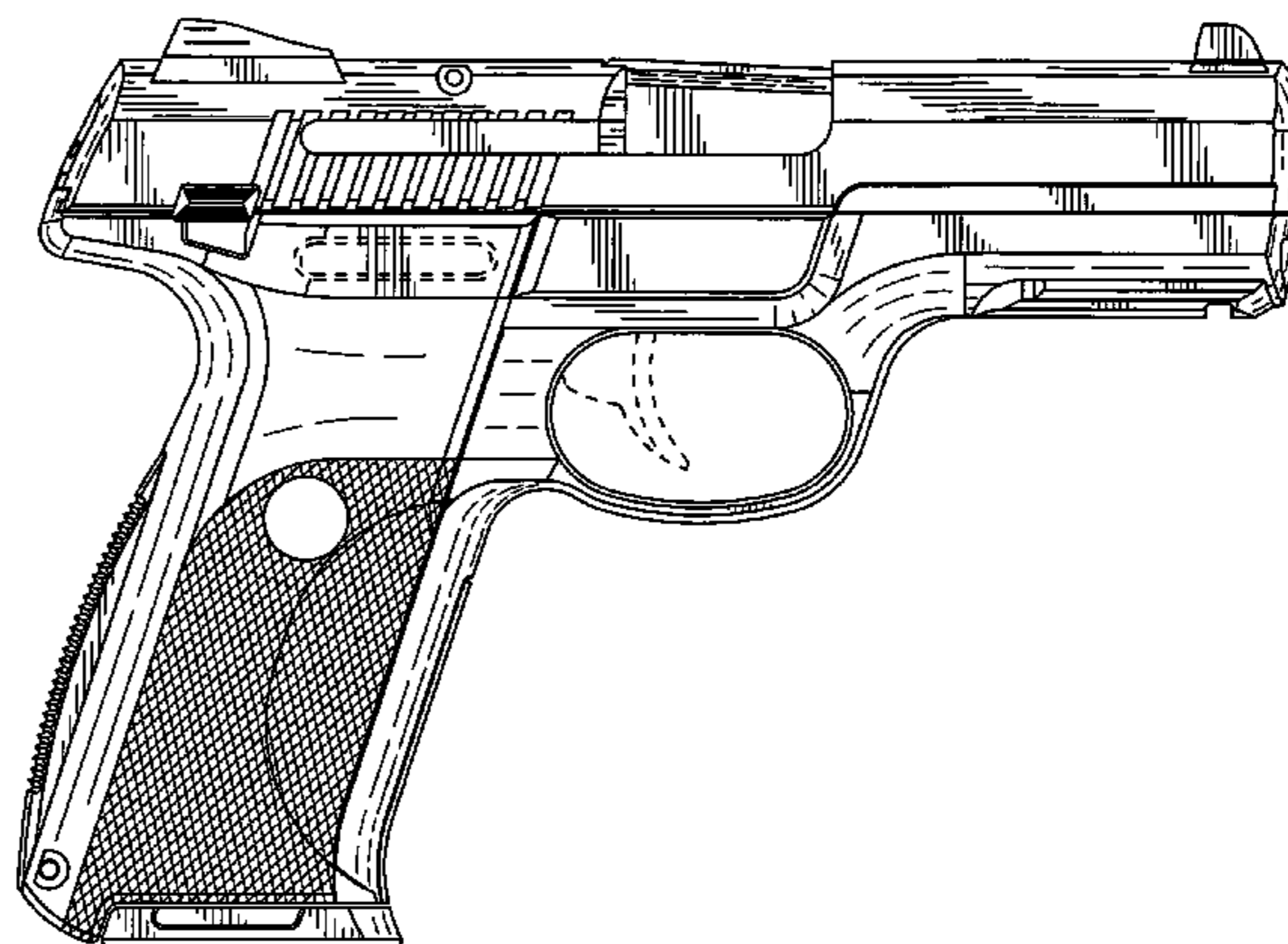
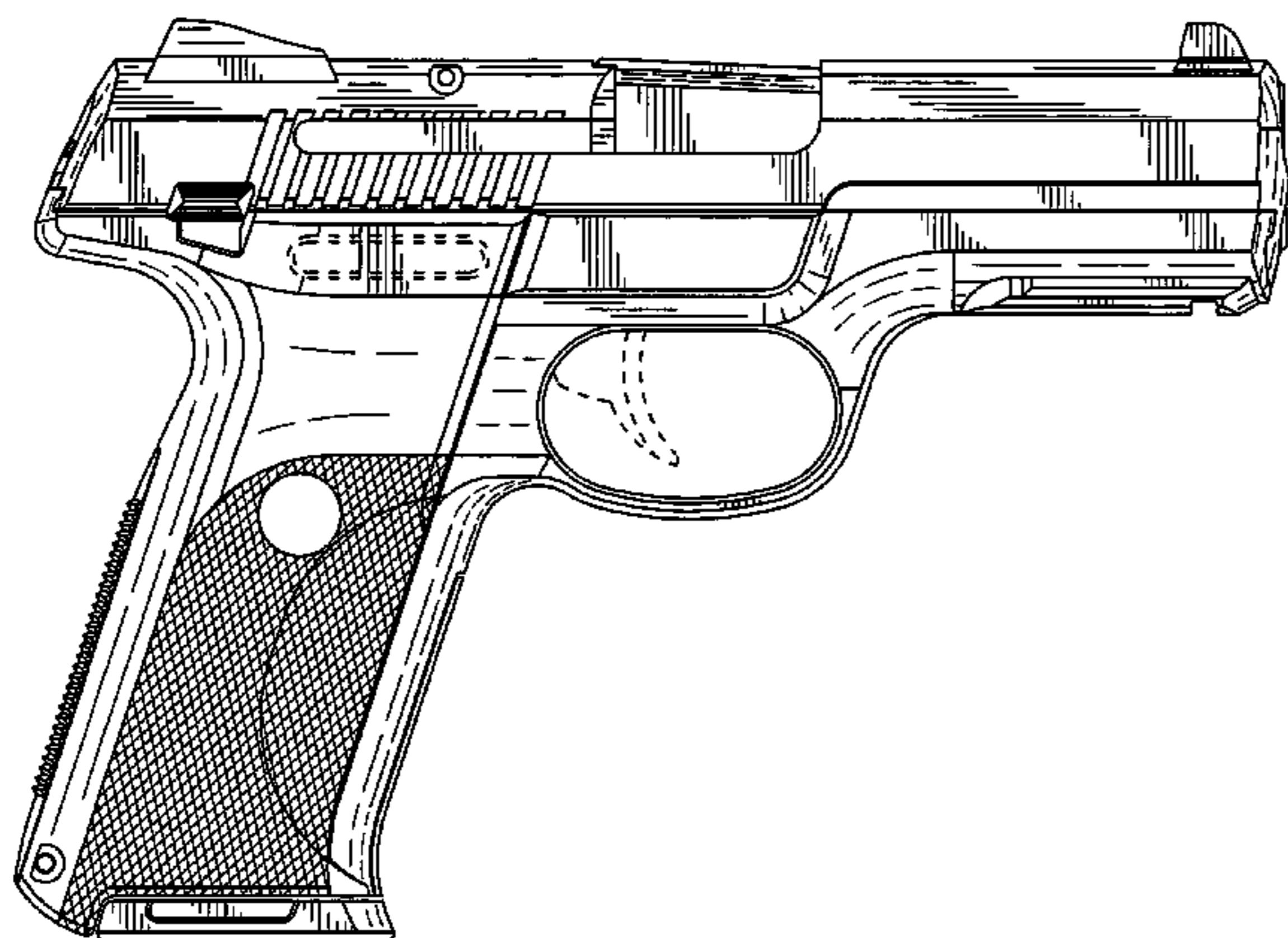


FIG. 1

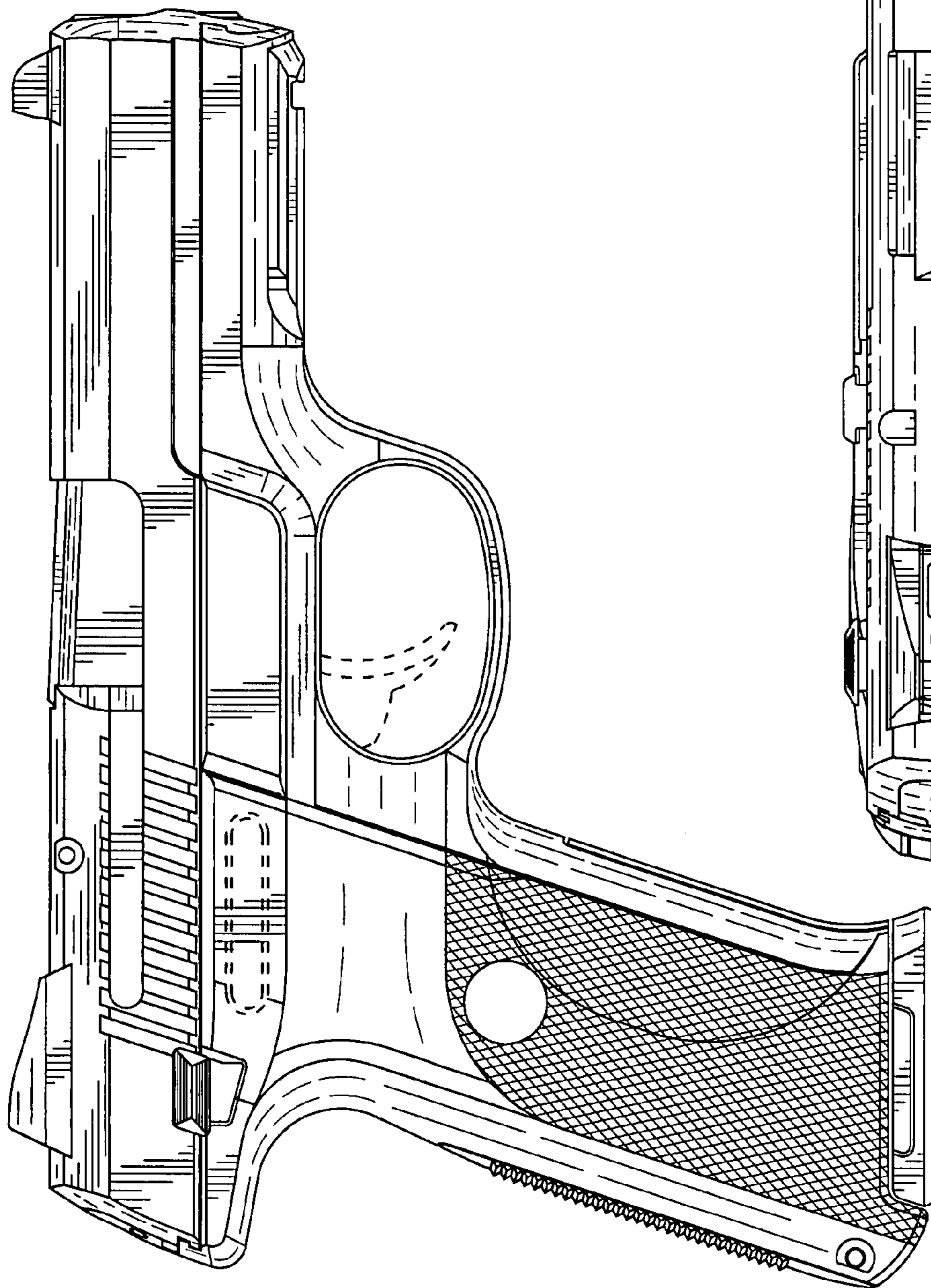
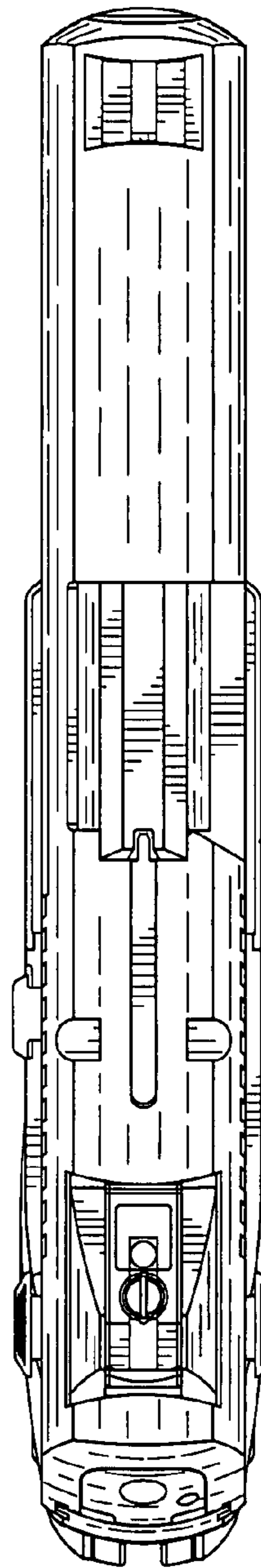


FIG. 5



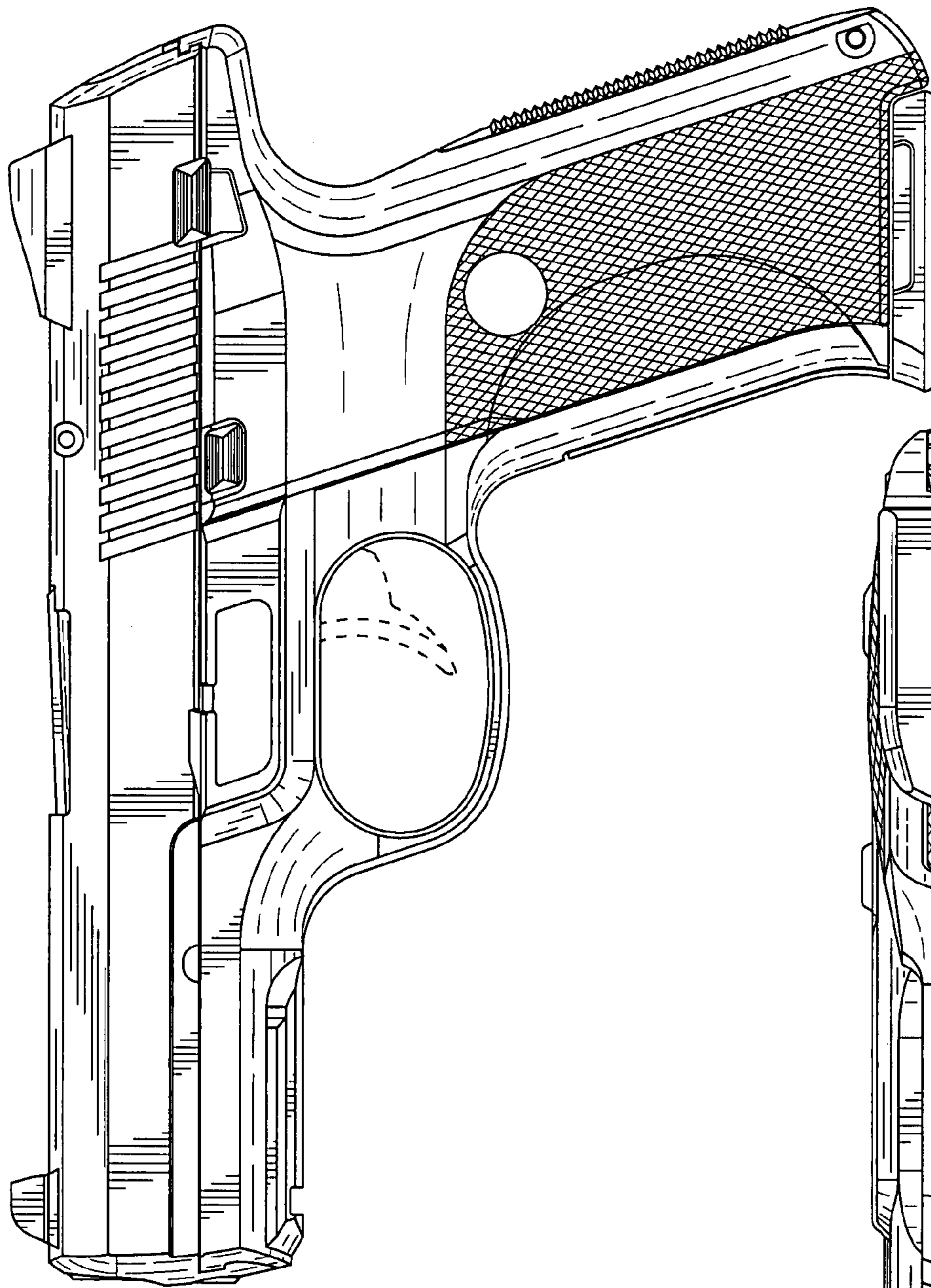


FIG. 2

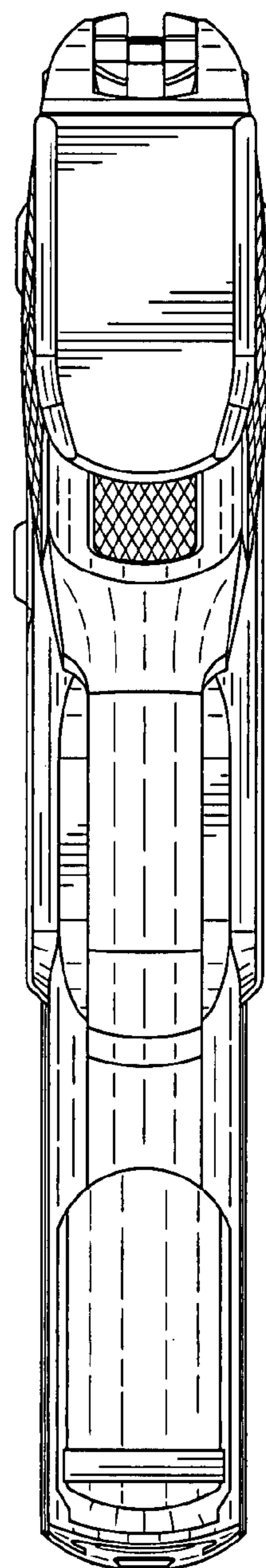


FIG. 6

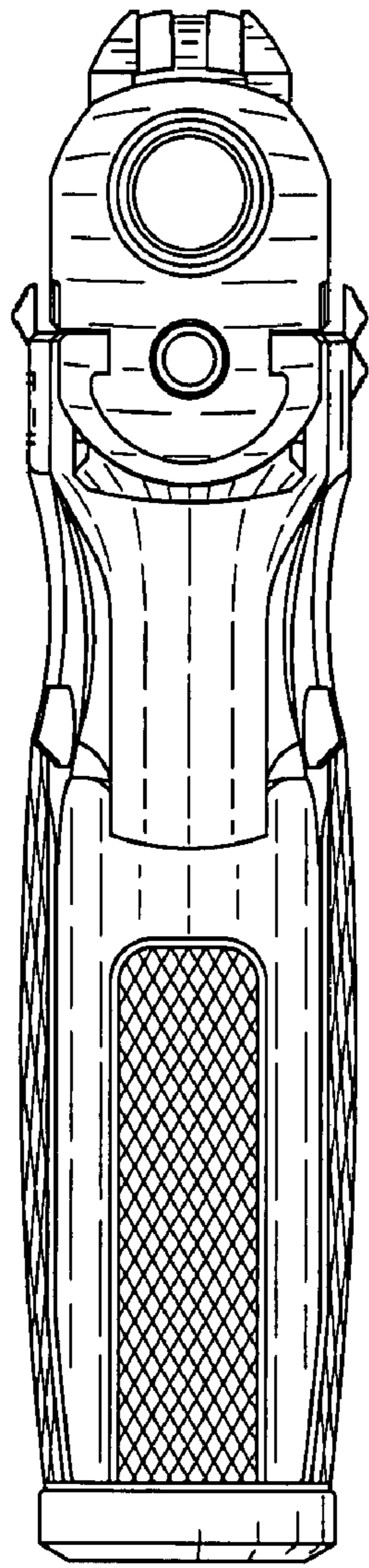


FIG. 3

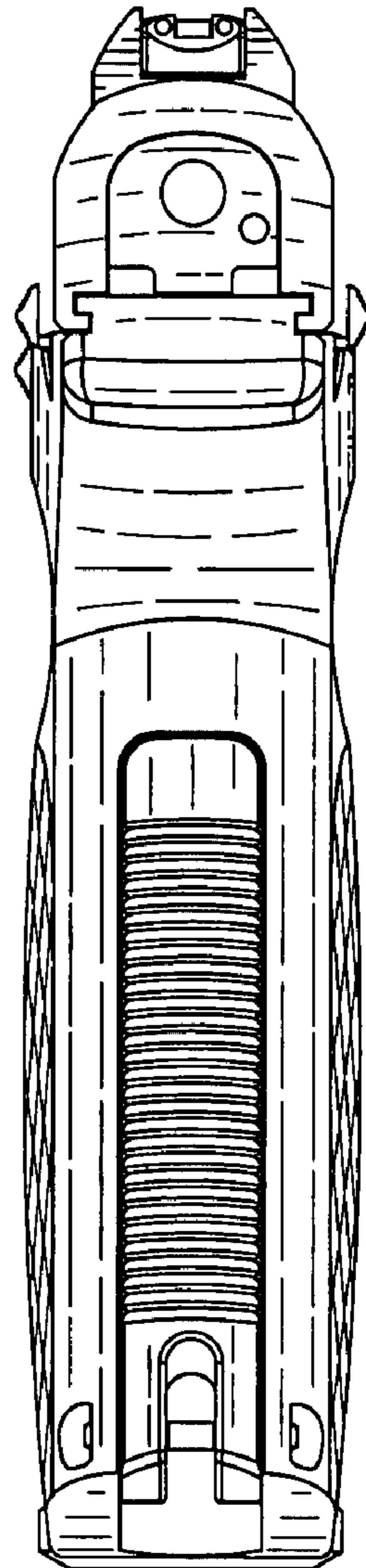
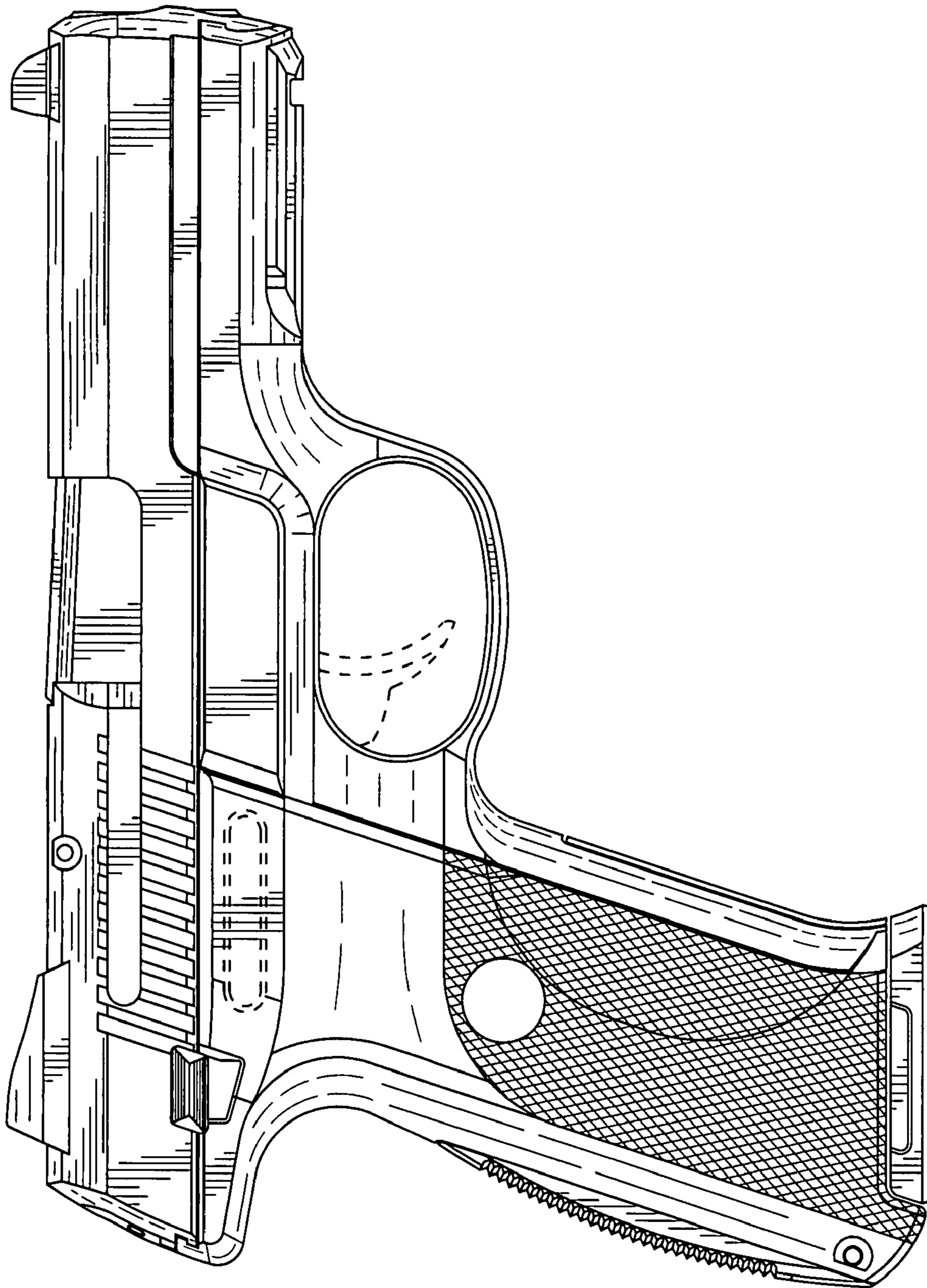


FIG. 4

FIG. 7



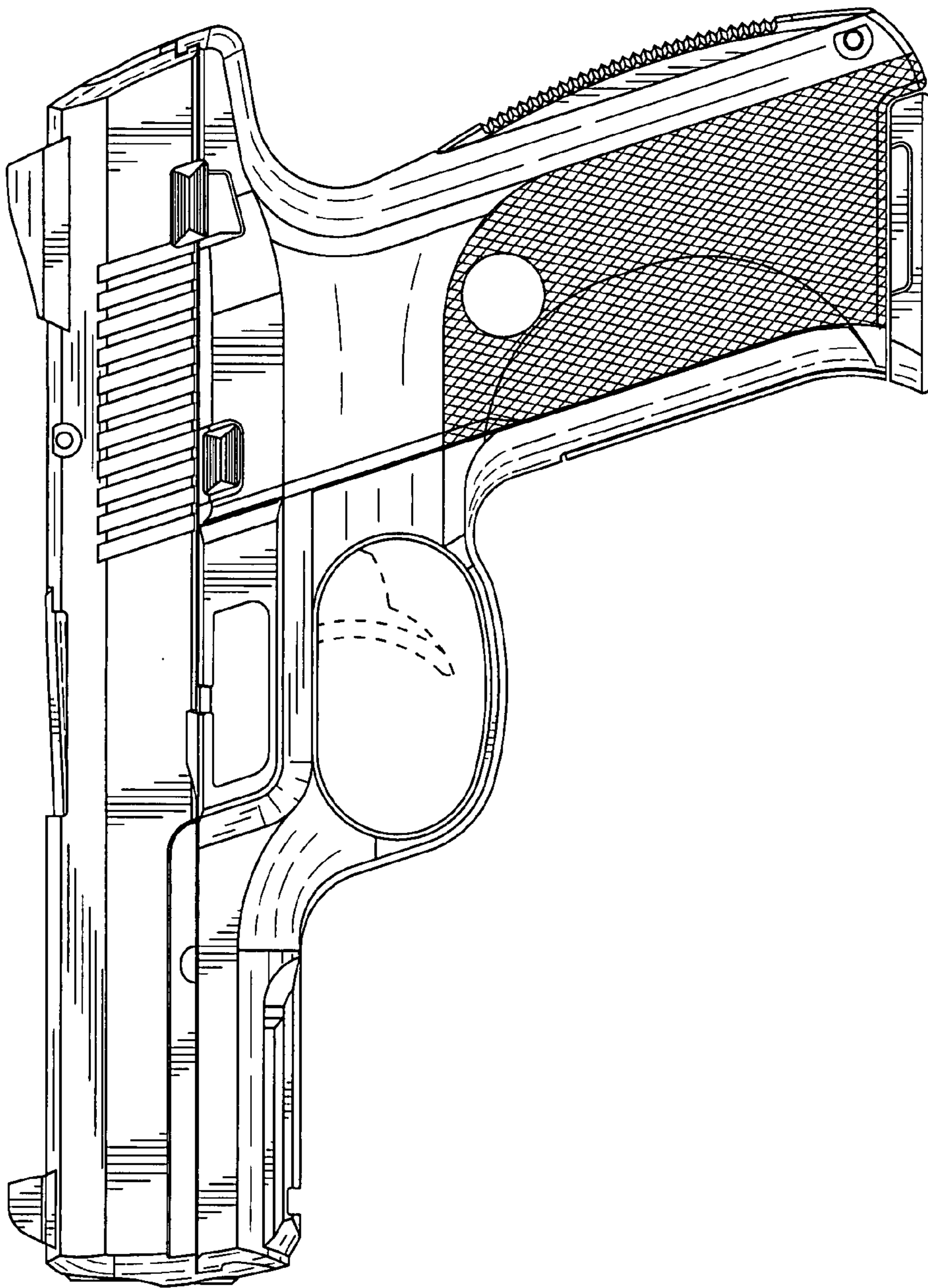


FIG. 8

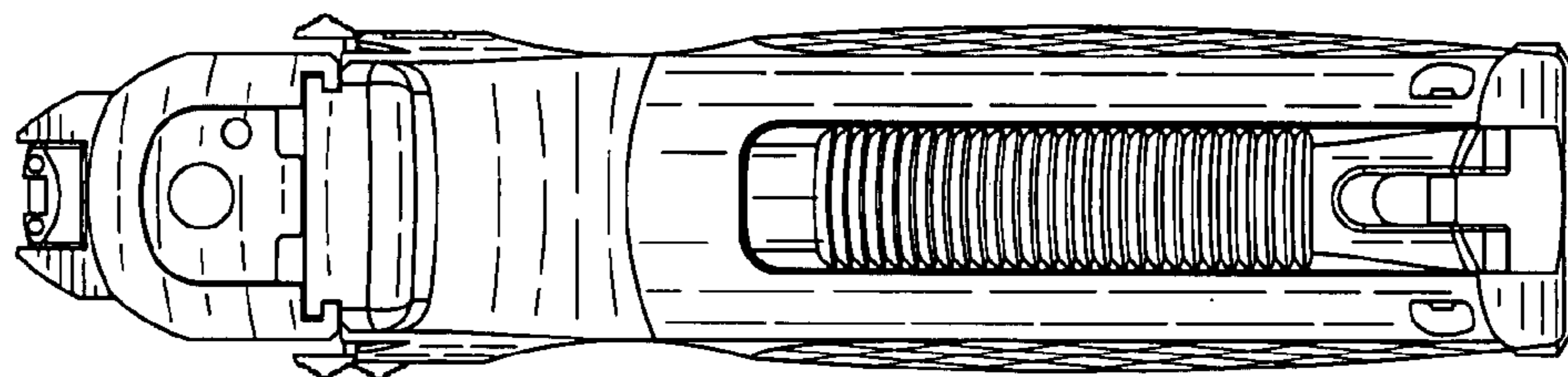


FIG. 9