

US00D583894S

(12) **United States Design Patent**
Weedman et al.

(10) **Patent No.:** **US D583,894 S**
(45) **Date of Patent:** **** Dec. 30, 2008**

(54) **RECREATIONAL FLOTATION DEVICE**
(76) Inventors: **Cristina Weedman**, 1910 Basswood Ave., Carlsbad, CA (US) 92008; **Scott Weedman**, 1910 Basswood Ave., Carlsbad, CA (US) 92008
(**) Term: **14 Years**
(21) Appl. No.: **29/306,323**
(22) Filed: **Apr. 7, 2008**
(51) **LOC (8) Cl.** **21-03**
(52) **U.S. Cl.** **D21/803**
(58) **Field of Classification Search** D21/769-770, D21/801, 803, 809; D6/392, 595, 596, 601, D6/604, 605; D12/5, 6, 316, 128; 472/128-129; 114/253, 345, 346; 441/35, 40-42, 66, 129-132; D24/123, 183, 189; 5/630, 652, 653
See application file for complete search history.

D387,838 S 12/1997 Canela et al.
5,778,451 A 7/1998 Rhea
5,921,898 A 7/1999 McDonald
D443,910 S 6/2001 Wilbanks
D444,839 S 7/2001 Wilbanks
D448,060 S 9/2001 Wilbanks
D457,588 S * 5/2002 Wilbanks D21/804
D464,101 S * 10/2002 Wilbanks D21/804
D464,102 S * 10/2002 Wilbanks D21/804
D464,391 S * 10/2002 Wilbanks D21/804
6,692,322 B1 2/2004 Heatherly
6,712,741 B1 3/2004 McDonald
D490,135 S * 5/2004 Henson D21/805
6,786,786 B1 9/2004 Davis
7,125,301 B2 10/2006 Stenglein et al.
7,160,165 B2 1/2007 Jung

* cited by examiner

Primary Examiner—Janice E Seeger
Assistant Examiner—Zenia I Bennett
(74) *Attorney, Agent, or Firm*—John Karl Buche; Buche & Associates, P.C.

(56) **References Cited**

U.S. PATENT DOCUMENTS

D26,956 S 4/1897 Samuel
1,403,434 A 1/1922 Maroukis
1,803,095 A 4/1931 Cole
2,524,212 A 10/1950 Spack
2,775,776 A 1/1957 Shaw
3,681,800 A 8/1972 Thoma
4,291,427 A 9/1981 Rhea
D277,805 S * 3/1985 Vacanti D29/100
D280,005 S 8/1985 Jones
4,840,591 A * 6/1989 Dulin et al. 441/106
D310,700 S 9/1990 Jones
4,986,786 A 1/1991 Helt et al.
4,993,980 A * 2/1991 Dulin et al. 441/129
5,000,710 A 3/1991 Bedortha et al.
D319,679 S * 9/1991 Haley D21/803
D320,059 S 9/1991 Bedortha et al.
5,092,802 A 3/1992 Jones
D344,120 S 2/1994 Helt et al.
5,356,325 A 10/1994 Awbrey et al.
5,409,412 A * 4/1995 Colon 441/129
5,443,409 A 8/1995 Adamson
5,516,233 A * 5/1996 Courtney 405/186
5,516,320 A 5/1996 LaPlant
5,685,753 A 11/1997 Canela et al.

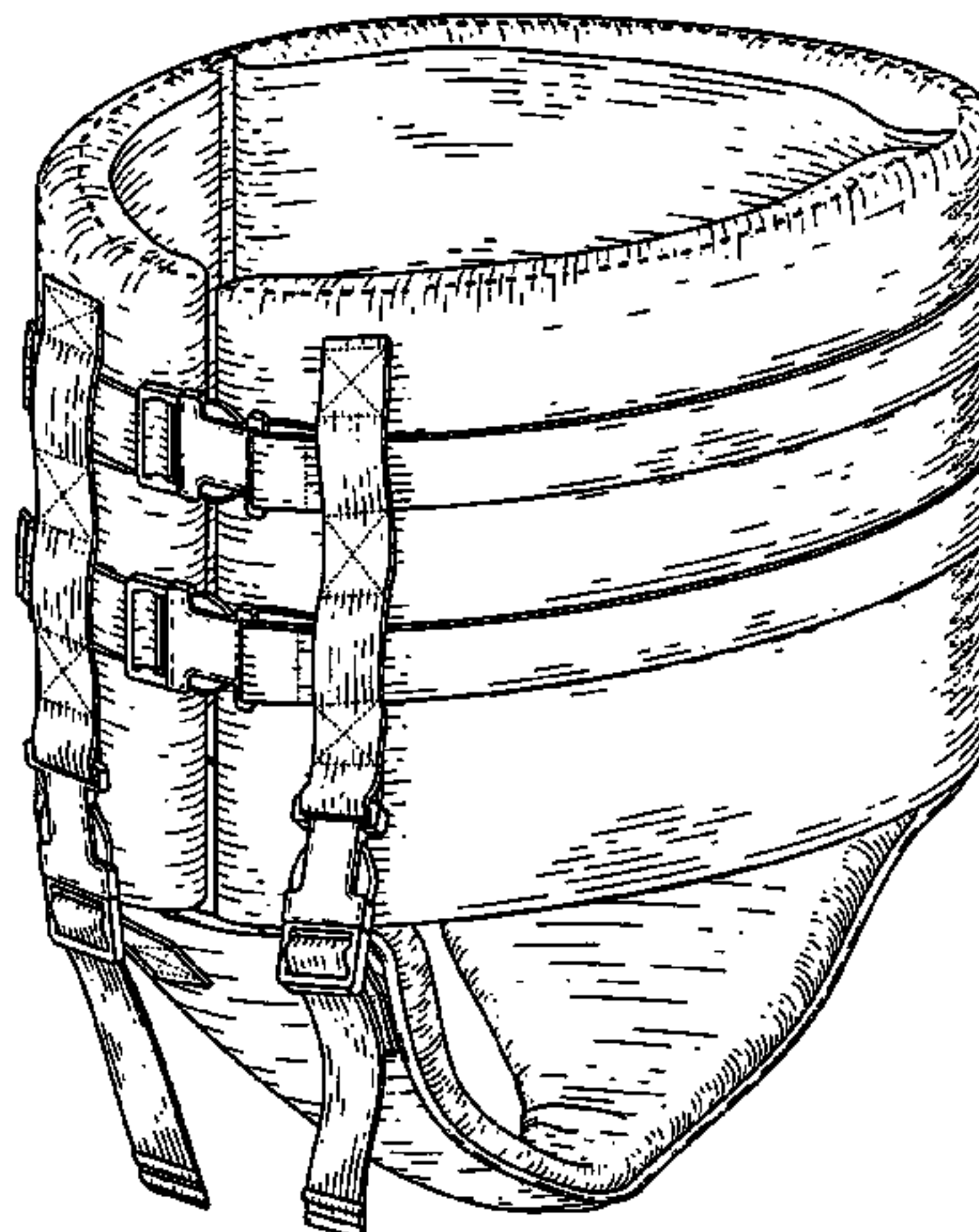
(57) **CLAIM**

The ornamental design for a recreational flotation device, as shown and described.

DESCRIPTION

FIG. 1 is a forward overhead perspective view of the recreational flotation device.
FIG. 2 is a front plan view of the recreational flotation device of FIG. 1.
FIG. 3 is a back plan view of the recreational flotation device of FIG. 1.
FIG. 4 is a left side plan view of the recreational flotation device of FIG. 1.
FIG. 5 is a right side plan view of the recreational flotation device of FIG. 1.
FIG. 6 is a bottom plan view of the recreational flotation device of FIG. 1; and,
FIG. 7 is a top plan view of the recreational flotation device of FIG. 1.

1 Claim, 4 Drawing Sheets



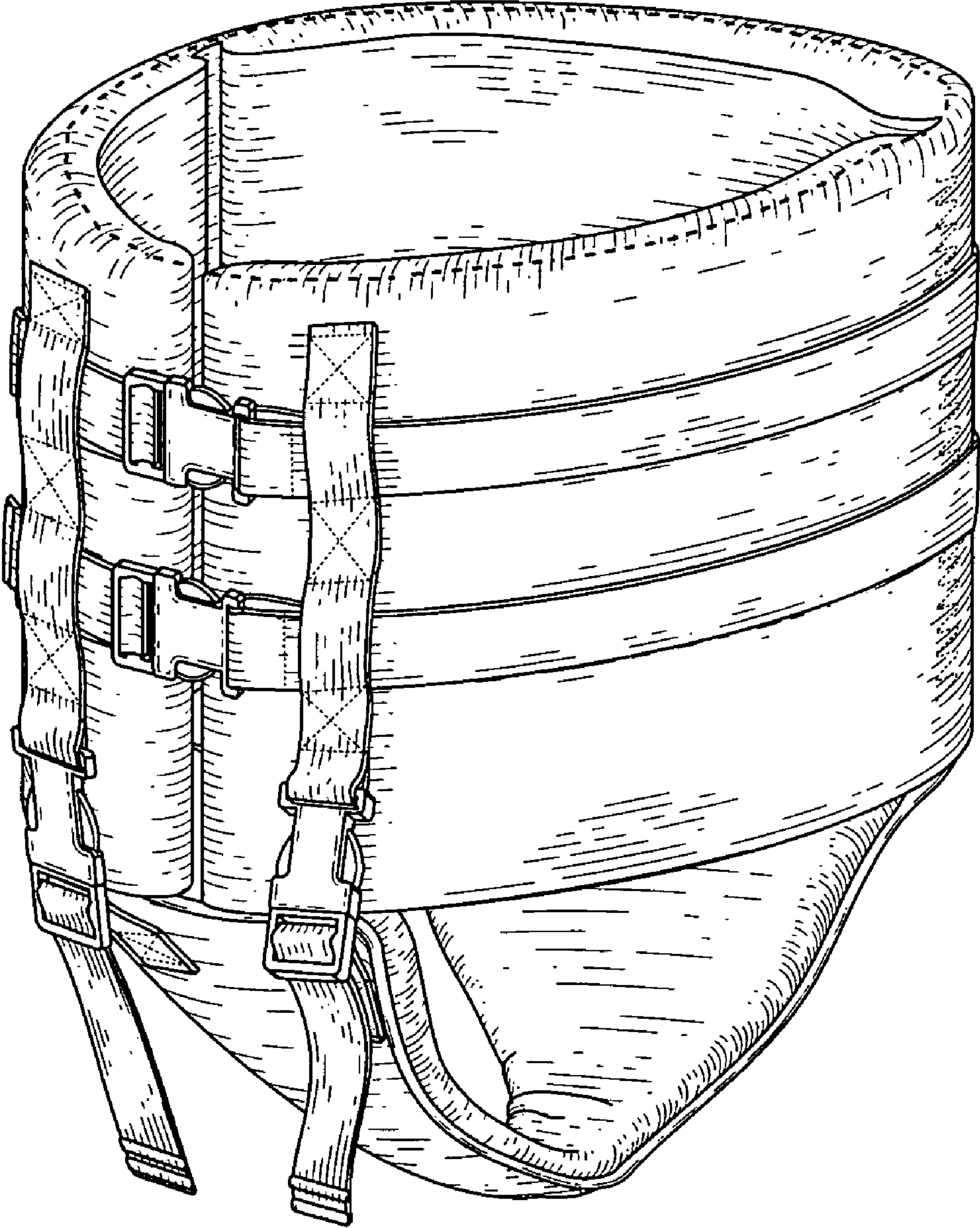


FIG. 1

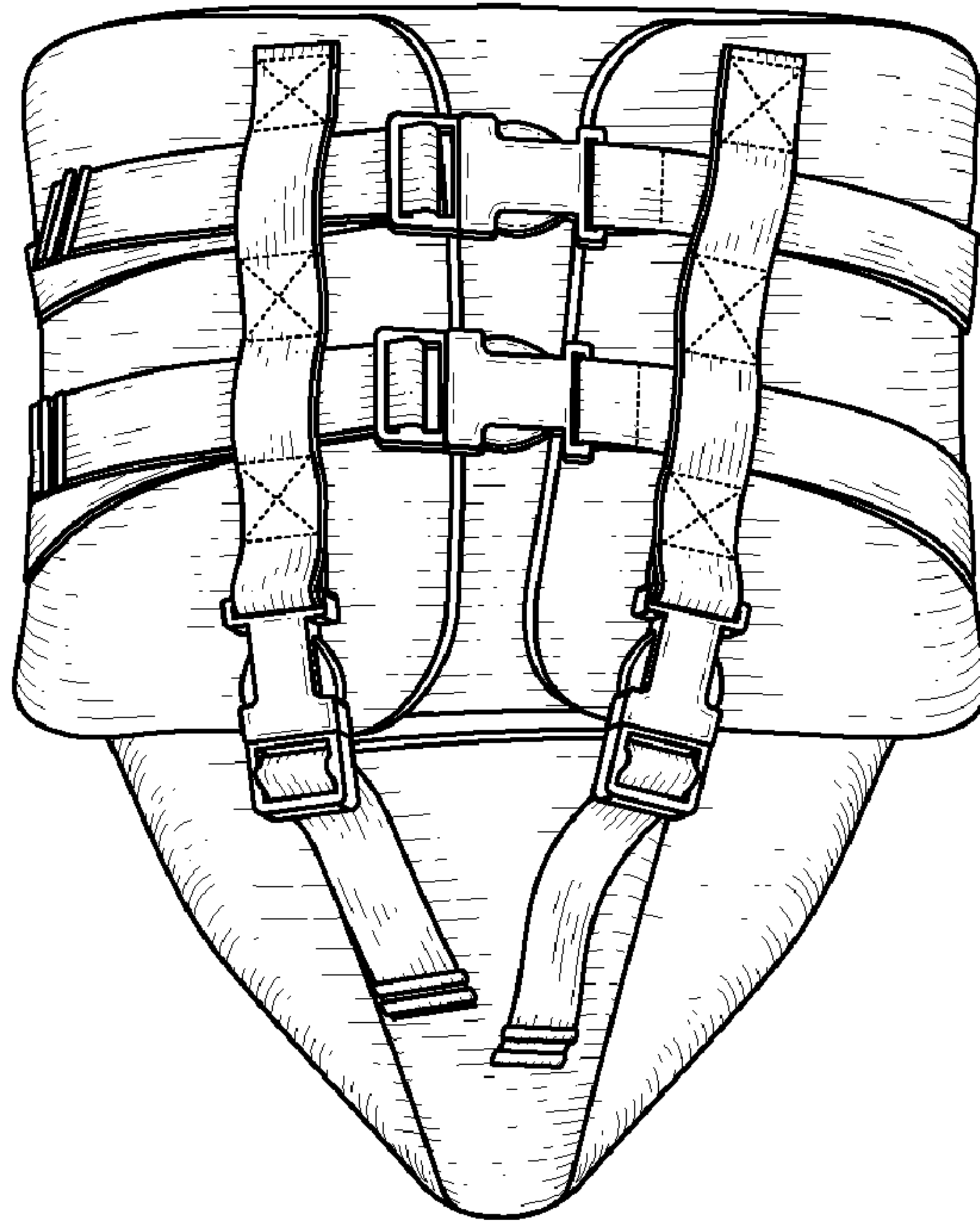


FIG. 2

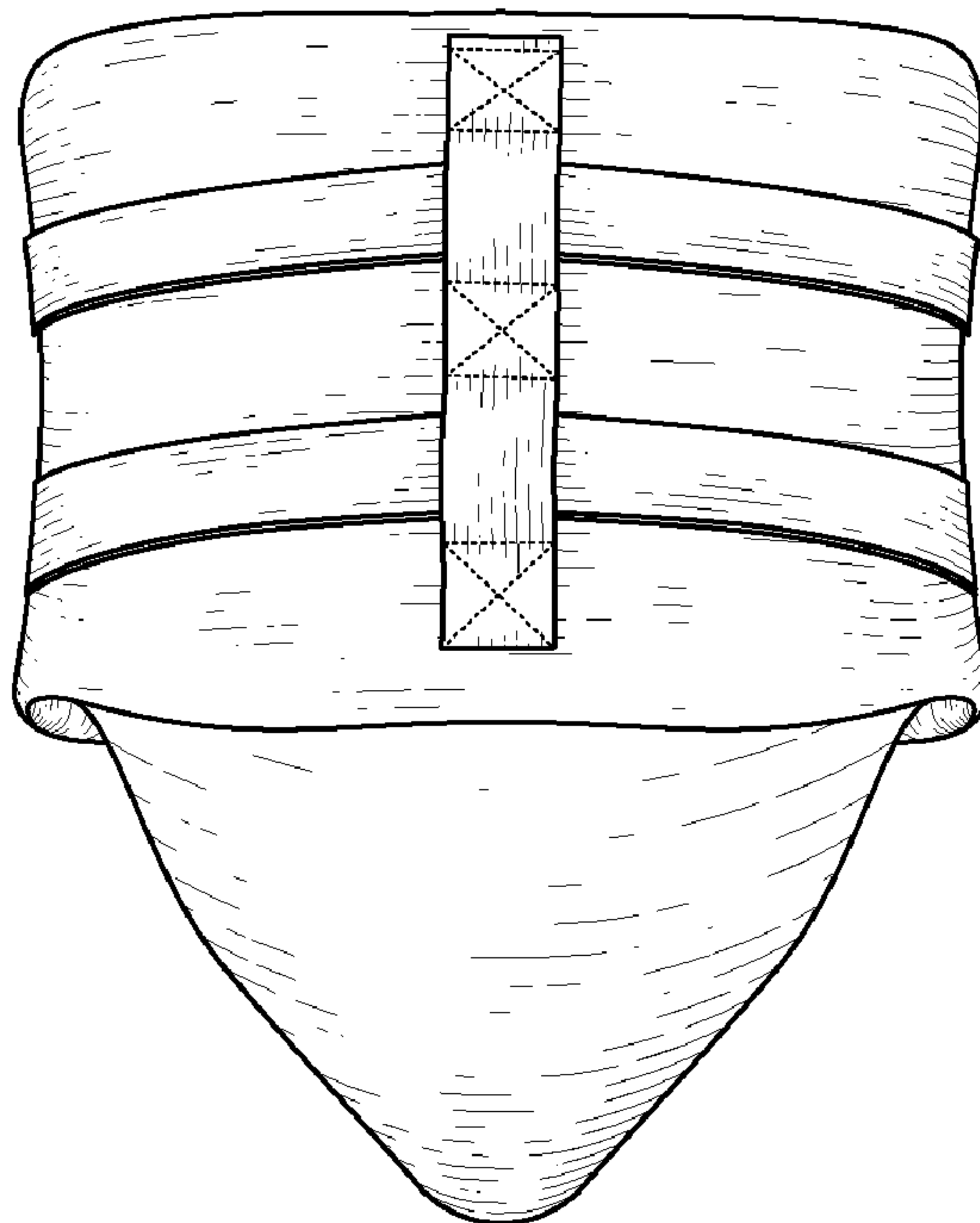


FIG. 3

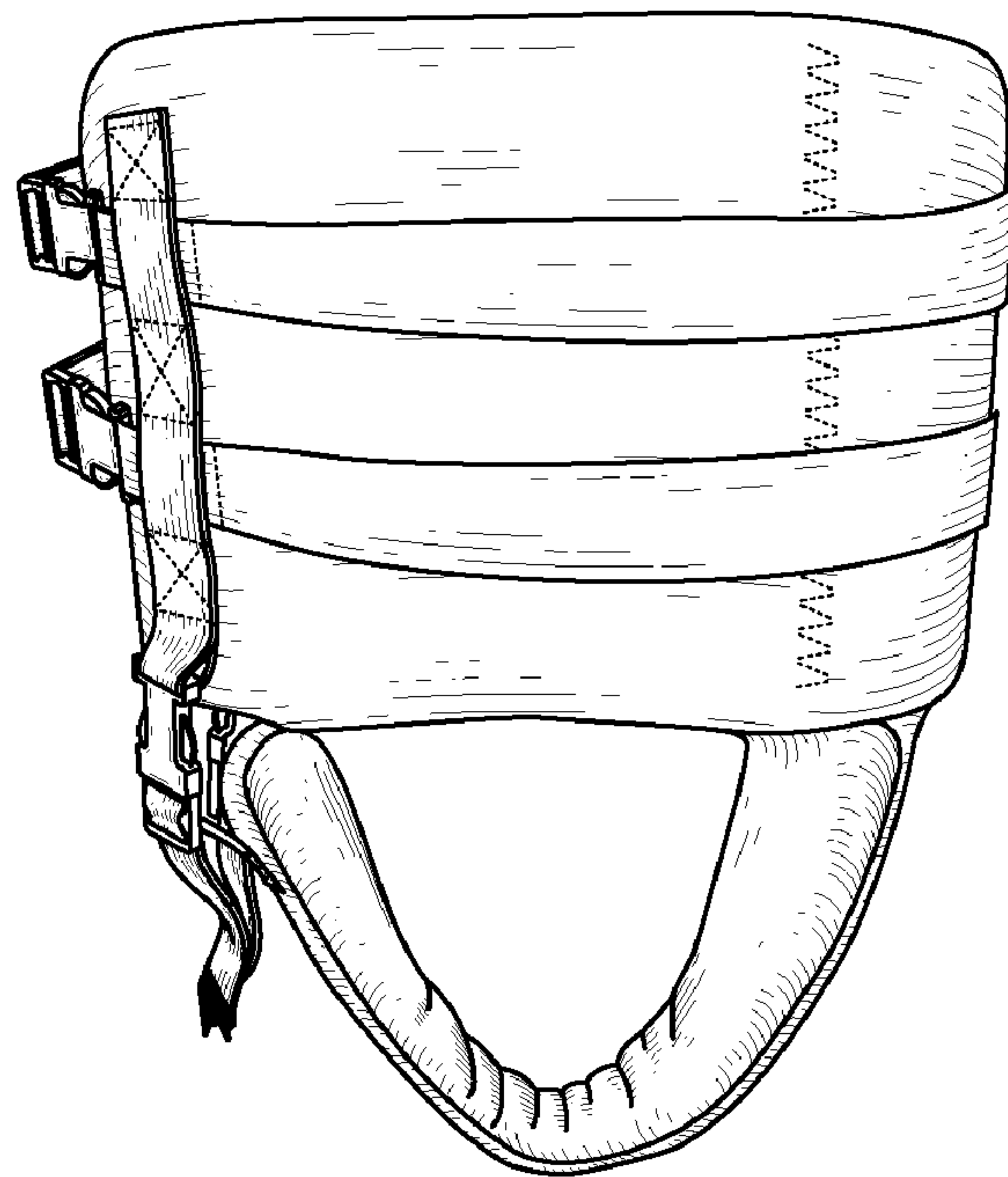


FIG. 4

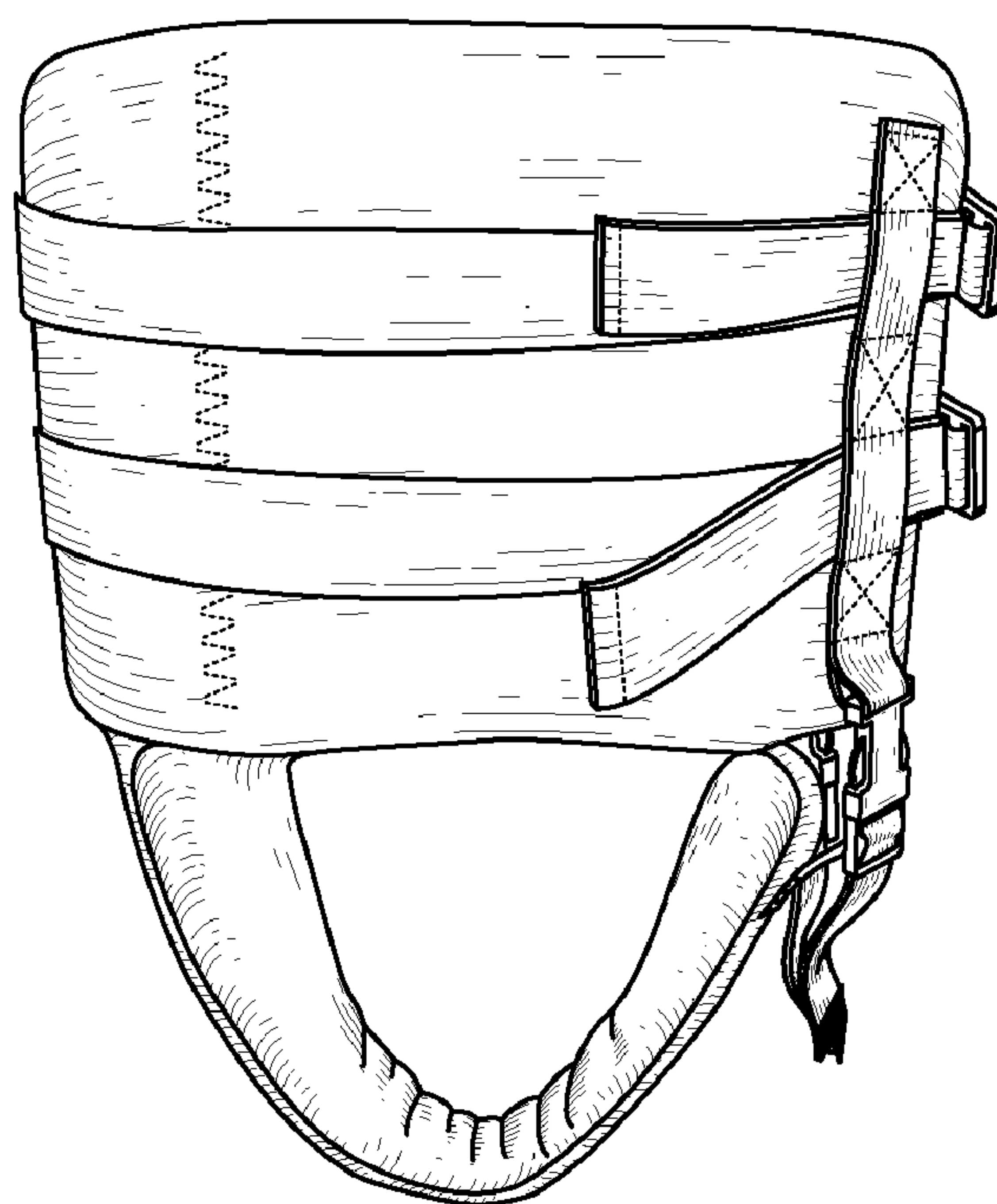


FIG. 5

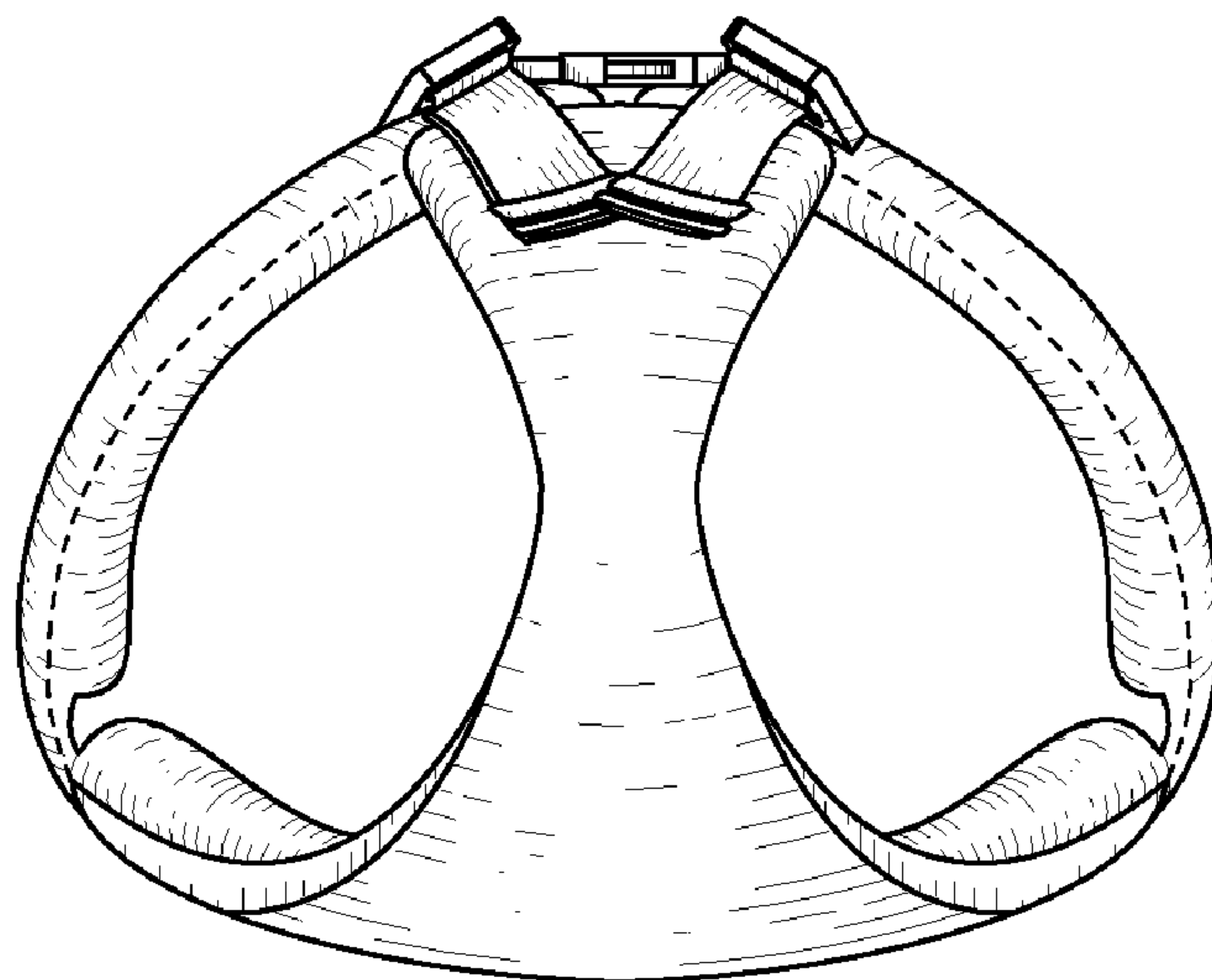


FIG. 6

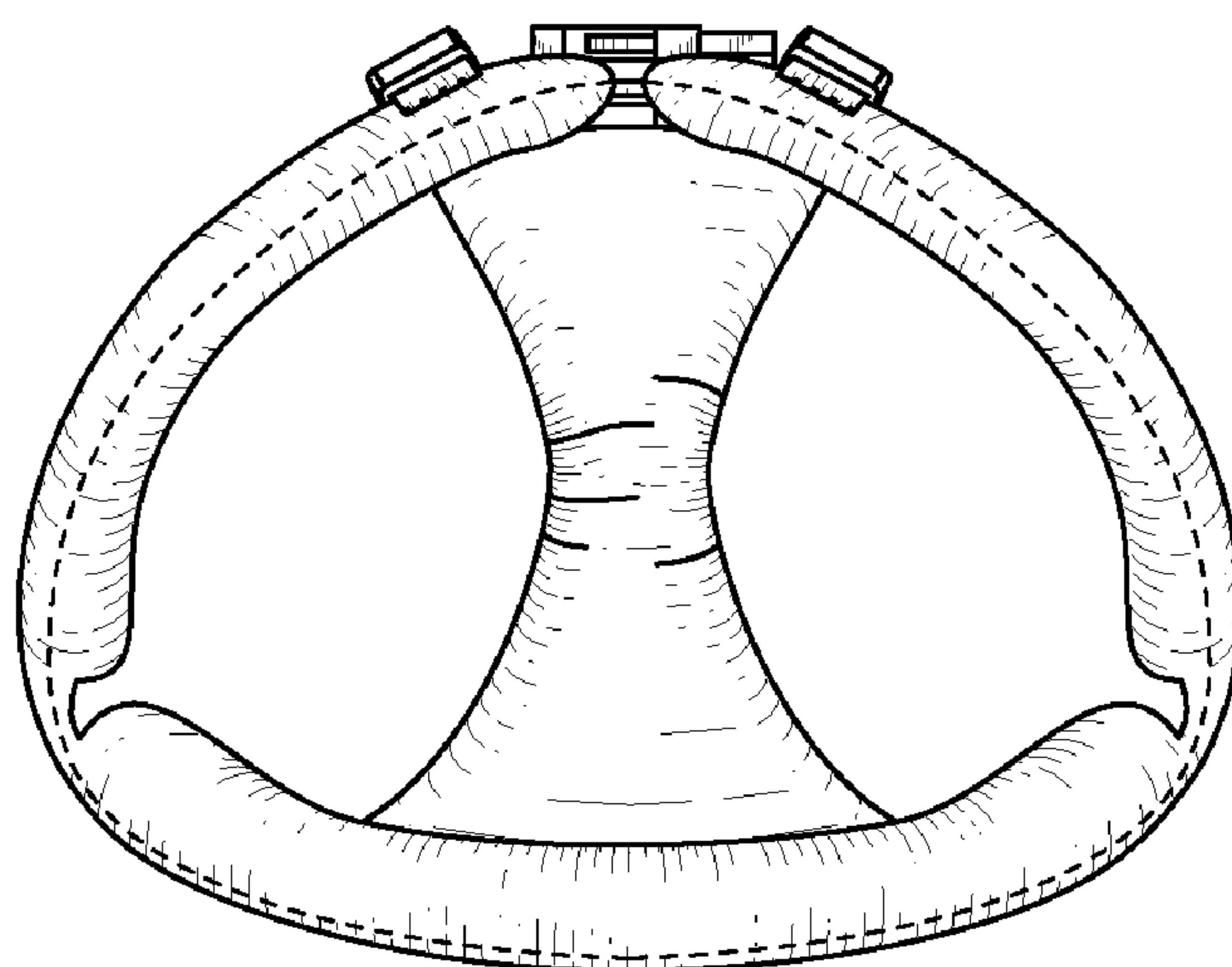


FIG. 7