



US00D583881S

(12) **United States Design Patent**
Tremblay et al.

(10) **Patent No.:** **US D583,881 S**
(45) **Date of Patent:** **** Dec. 30, 2008**

(54) **MAGNETIC TOY CONSTRUCTION ELEMENT**

(75) Inventors: **Daniel Tremblay**, Montreal (CA);
Andreanne Lavoie, Montreal (CA);
Pascal Messier, Deux-Montagnes (CA);
Louis-Rene Auclair, Montreal (CA);
Daniel Bourgeois, Rosemere (CA)

(73) Assignee: **MEGA Brands International S.A.R.L.**,
Luxembourg, Zug Branch (CH)

(**) Term: **14 Years**

(21) Appl. No.: **29/299,220**

(22) Filed: **Dec. 20, 2007**

(51) **LOC (8) Cl.** **21-01**
(52) **U.S. Cl.** **D21/487**
(58) **Field of Classification Search** D21/286,
D21/290, 404, 484-505; 446/69, 85, 92,
446/102-128, 129, 132, 137, 138; 434/259;
273/153, 156; D8/382; 403/170, 180, 181;
D9/763, 772, 779, 780, 500, 501, 503, 504;
220/906; 215/254

See application file for complete search history.

(56) **References Cited**

U.S. PATENT DOCUMENTS

D241,017 S * 8/1976 Baker D9/779
4,685,582 A * 8/1987 Pulciani et al. 220/606
D315,181 S * 3/1991 Meyer D21/487
5,301,830 A * 4/1994 Muller 220/669
D393,205 S * 4/1998 Jansen D9/772
D396,501 S * 7/1998 Hatting D21/484

D403,964 S * 1/1999 Jansen D9/772
D474,512 S * 5/2003 Hyde D21/502
D488,515 S * 4/2004 Balanchi D21/484
D503,954 S * 4/2005 Balanchi D21/489
D504,476 S * 4/2005 Balanchi D21/489
D513,628 S * 1/2006 Andersen D21/404

* cited by examiner

Primary Examiner—Holly H Baynham

Assistant Examiner—Cynthia M Chin

(74) *Attorney, Agent, or Firm*—Michael Bednarek; Paul,
Hastings, Janofsky & Walker LLP

(57) **CLAIM**

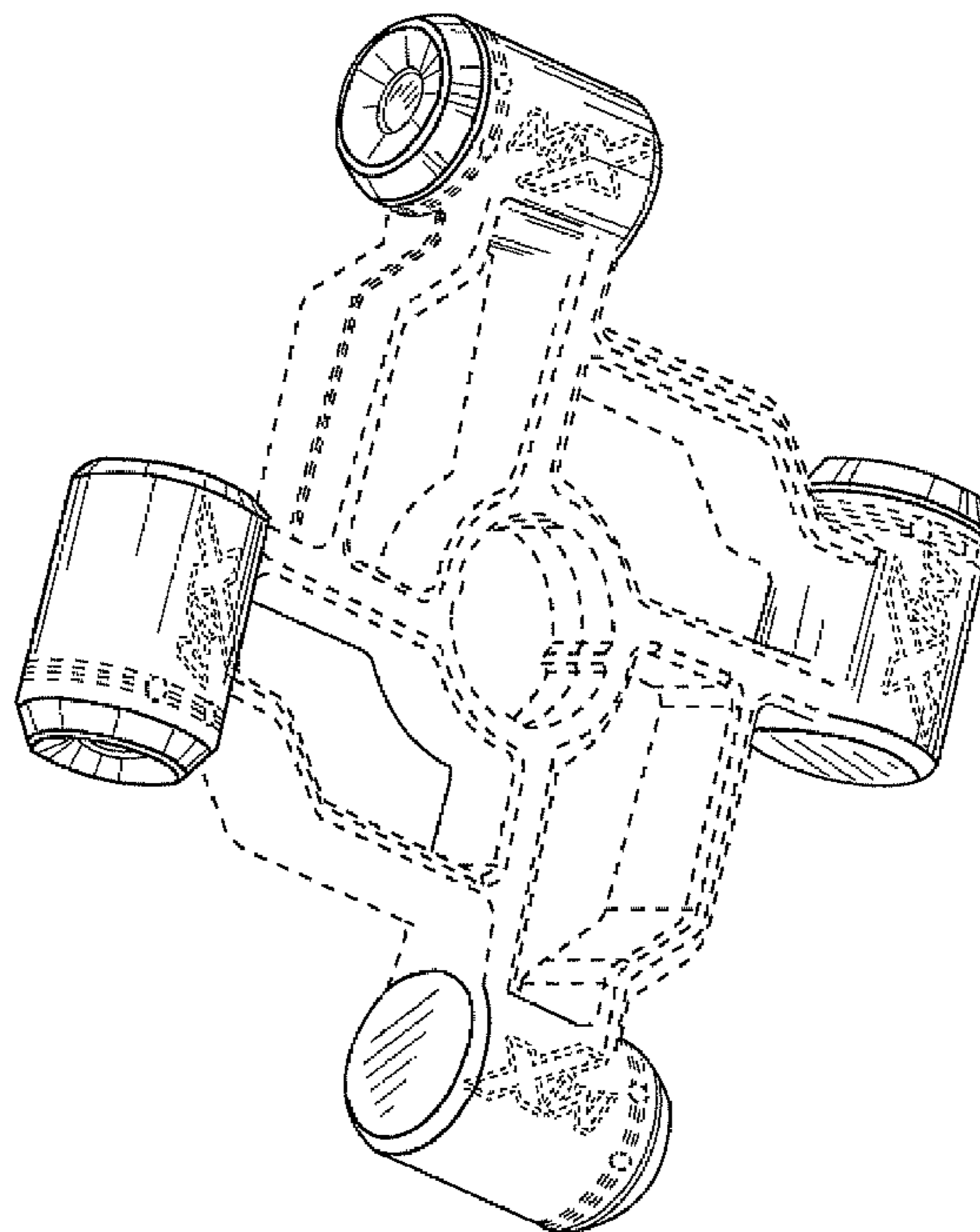
We claim the ornamental design for a magnetic toy construction element, as shown and described.

DESCRIPTION

FIG. 1 is a front perspective view of the magnetic toy vehicle;
FIG. 2 is a front elevational view thereof;
FIG. 3 is a rear elevational view thereof;
FIG. 4 is a left side elevational view thereof;
FIG. 5 is a right side elevational view thereof;
FIG. 6 is a top plan view thereof; and,
FIG. 7 is a bottom plan view thereof.

The broken or dashed lines included in the figures depict environment, are for illustrative purposes only, and are not part of the claimed design. The shading illustrated in the figures is provided merely to represent the contour of the design and is not intended to be illustrative of texture, gloss, or surface decoration.

1 Claim, 5 Drawing Sheets



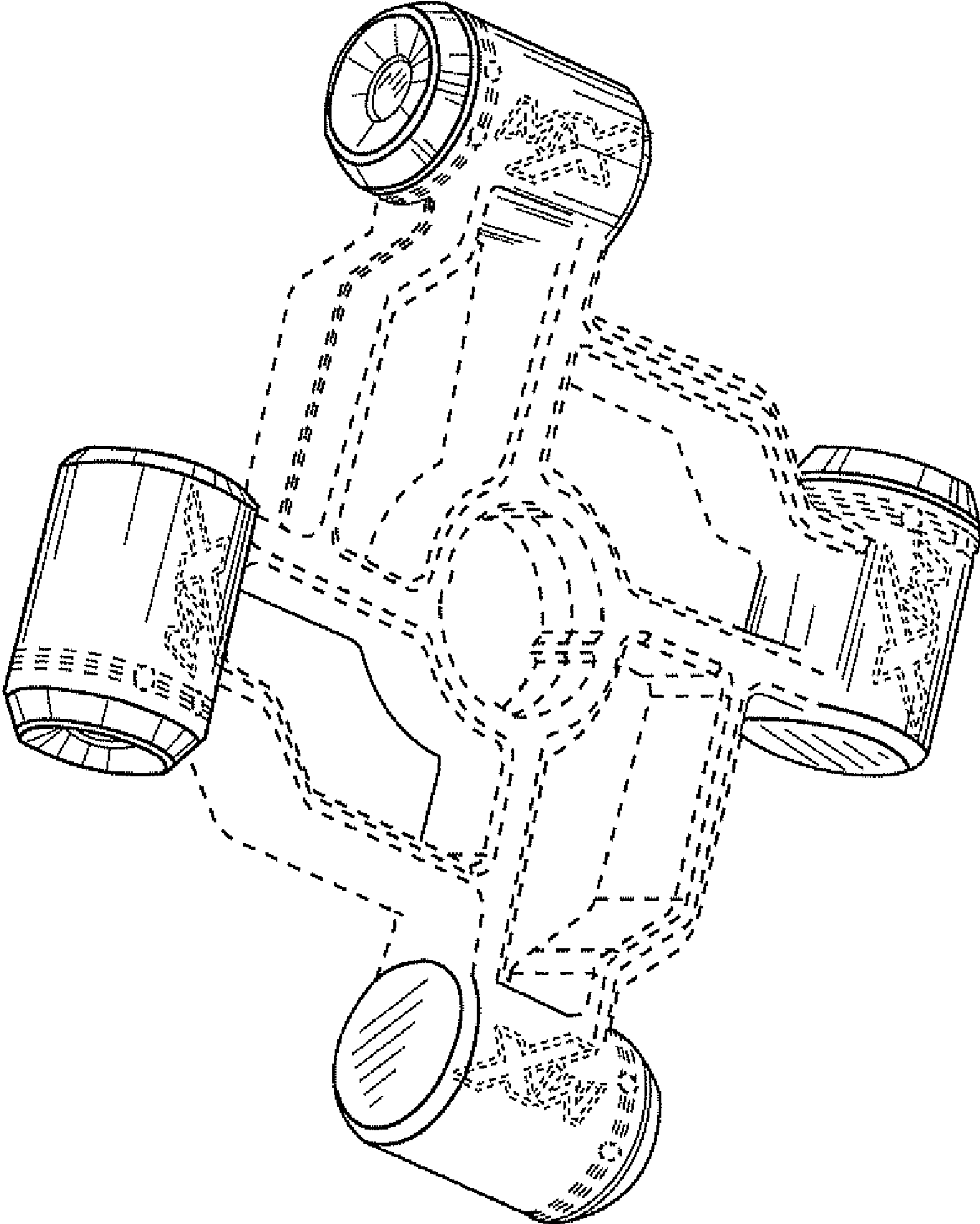


FIG. 1

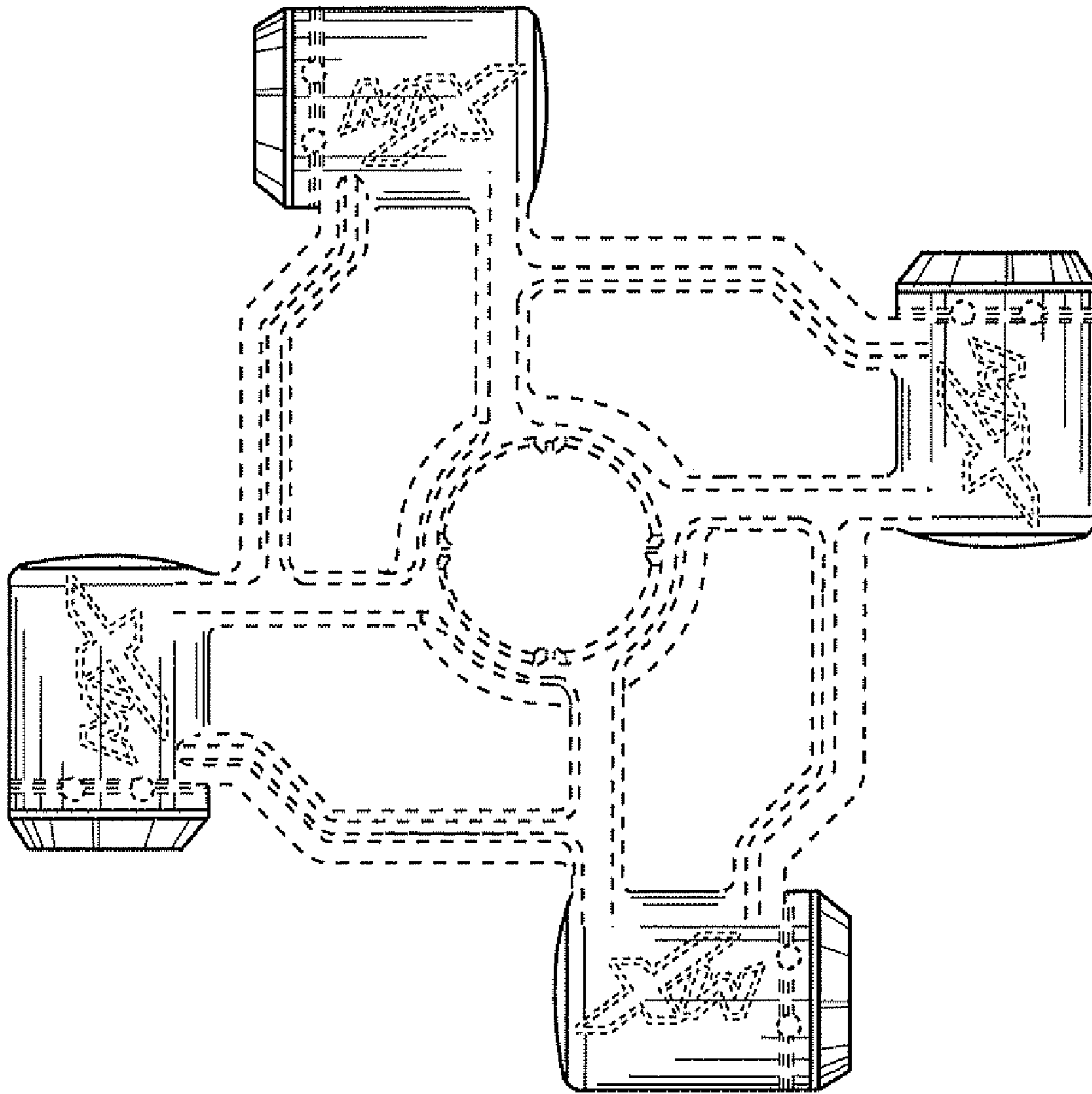


FIG. 2

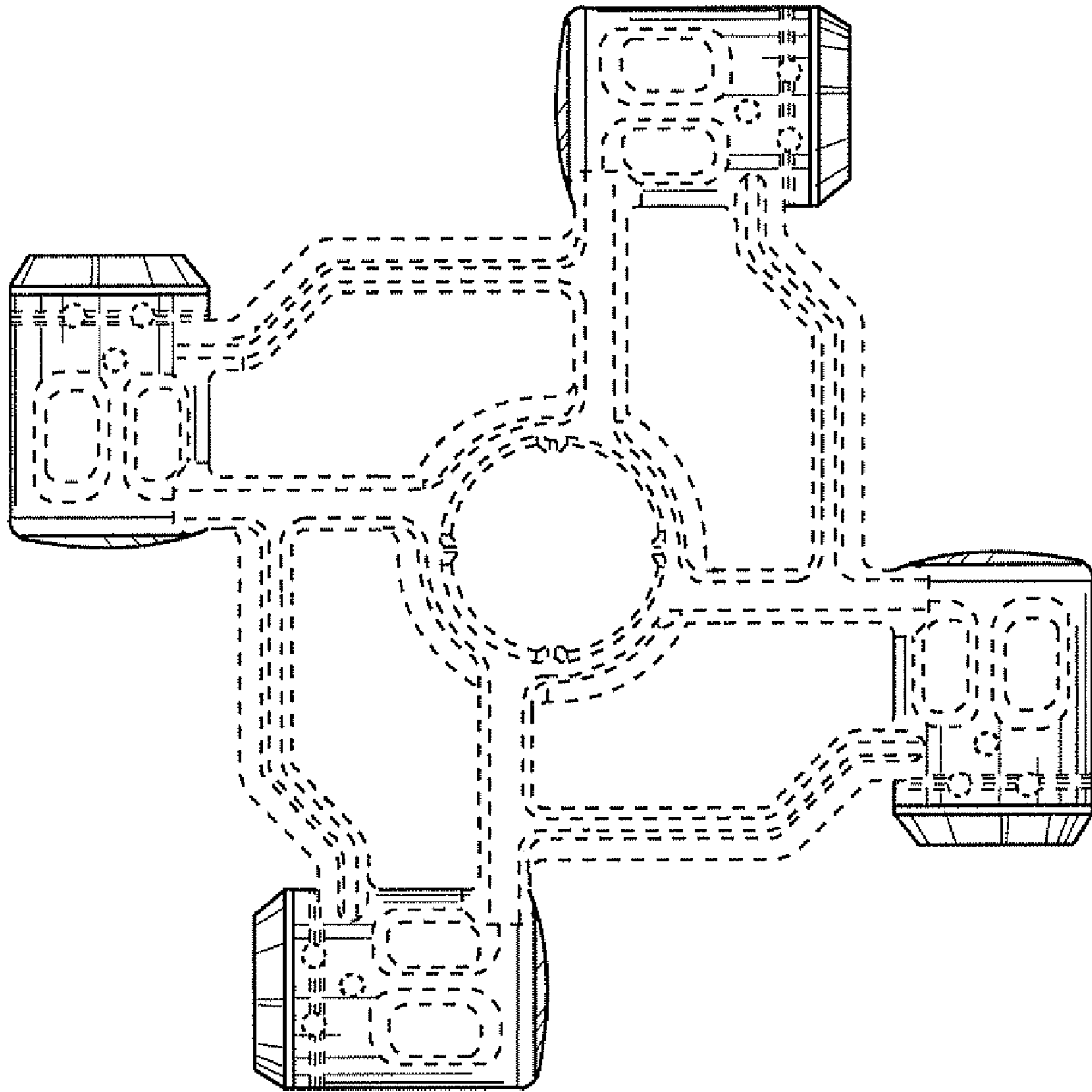


FIG. 3

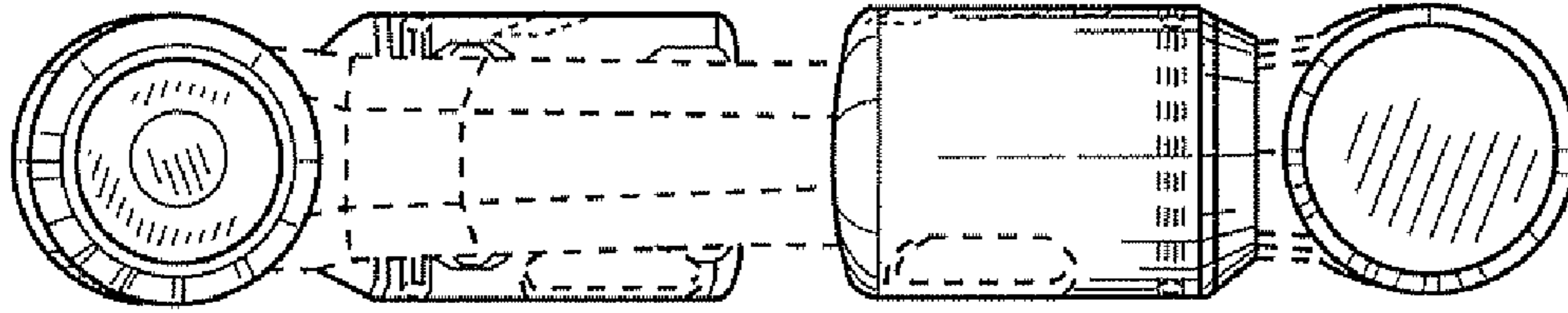


FIG. 5

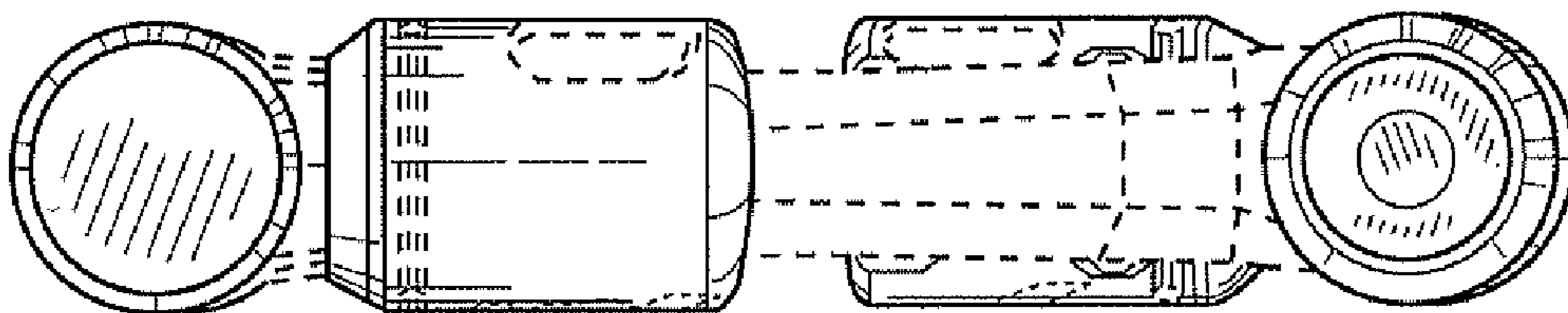


FIG. 4

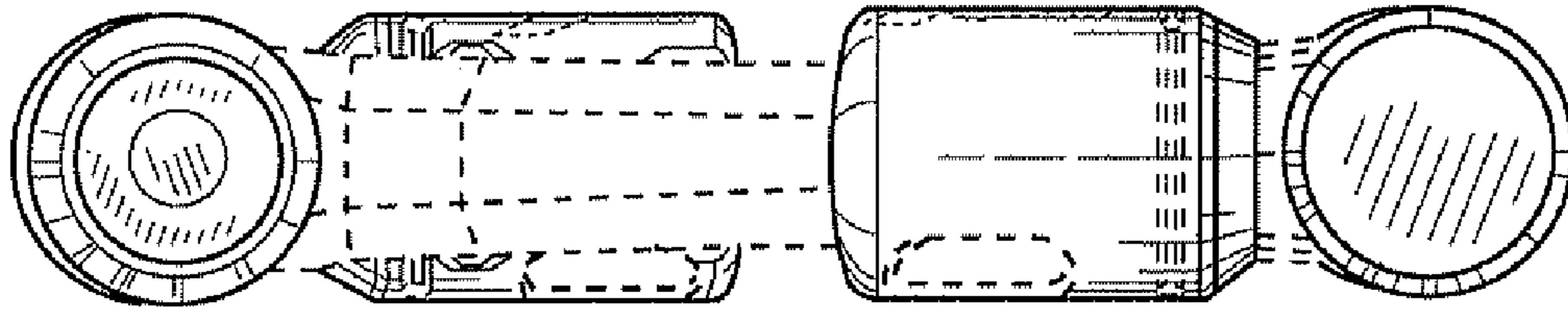


FIG. 7

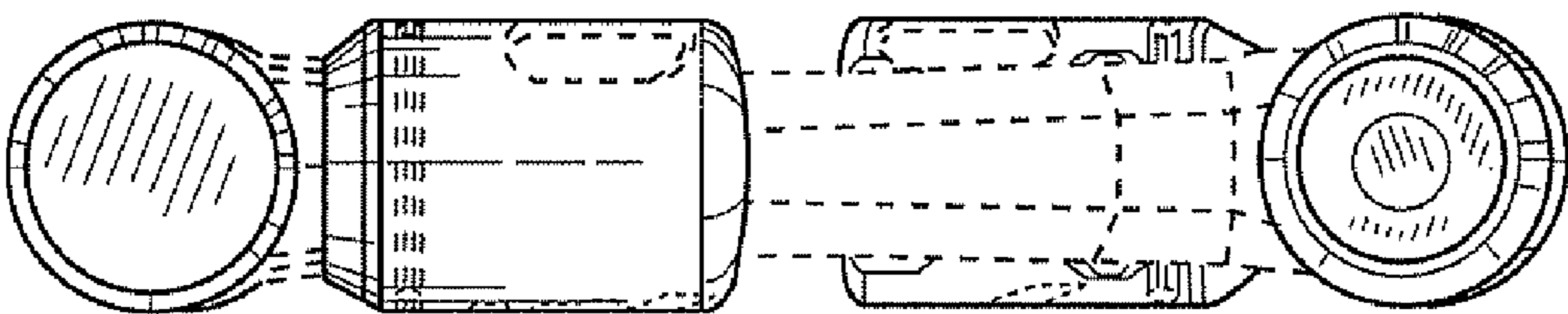


FIG. 6