



US00D583854S

(12) **United States Design Patent**
Brögger

(10) **Patent No.:** **US D583,854 S**

(45) **Date of Patent:** **** Dec. 30, 2008**

(54) **COUPLING ROD FOR A FLUTE OPERATING SYSTEM**

(76) Inventor: **Johan Brögger**, Stoltenbergsgade 1,
Copenhagen (DK) 1576

(**) Term: **14 Years**

(21) Appl. No.: **29/320,757**

(22) Filed: **Jul. 2, 2008**

Related U.S. Application Data

(62) Division of application No. 29/226,032, filed on Mar. 23, 2005, now Pat. No. Des. 576,200.

(30) **Foreign Application Priority Data**

Sep. 23, 2004 (DK) DA 2004 00296

(51) **LOC (8) Cl.** **17-02**

(52) **U.S. Cl.** **D17/13**

(58) **Field of Classification Search** D17/13,
D17/99; 84/384

See application file for complete search history.

(56) **References Cited**

U.S. PATENT DOCUMENTS

76,389	A *	4/1868	Berteling	84/380 R
264,611	A *	9/1882	Berteling	84/380 R
901,913	A *	10/1908	Julliot	84/384
D158,923	S *	6/1950	Arnold	D17/13

3,890,874	A *	6/1975	Vedder	84/384
4,376,403	A *	3/1983	Haedrich et al.	84/384
4,534,261	A *	8/1985	Fabrizio	84/384
4,759,251	A *	7/1988	Giglio et al.	84/384
4,763,556	A *	8/1988	Peplowski	84/384
4,819,538	A *	4/1989	Nelson	84/384
5,524,520	A *	6/1996	Brogger	84/380 R
5,708,226	A *	1/1998	Nagahara	84/384

* cited by examiner

Primary Examiner—Adir Aronovich

Assistant Examiner—Anna J Burmeister

(74) *Attorney, Agent, or Firm*—Darby & Darby P.C.

(57) **CLAIM**

The ornamental design for a coupling rod for a flute operating system, as shown and described.

DESCRIPTION

FIG. 1 is a top elevational view for a coupling rod for a flute operating system, showing my new design;

FIG. 2 is a front elevational view thereof;

FIG. 3 is a right side elevational view thereof;

FIG. 4 is a bottom elevational view thereof; and,

FIG. 5 is a top plan view thereof, shown in use at a reduced scale.

The broken lines shown in the drawings are for illustrative purposes only and form no part of the claimed design.

1 Claim, 4 Drawing Sheets

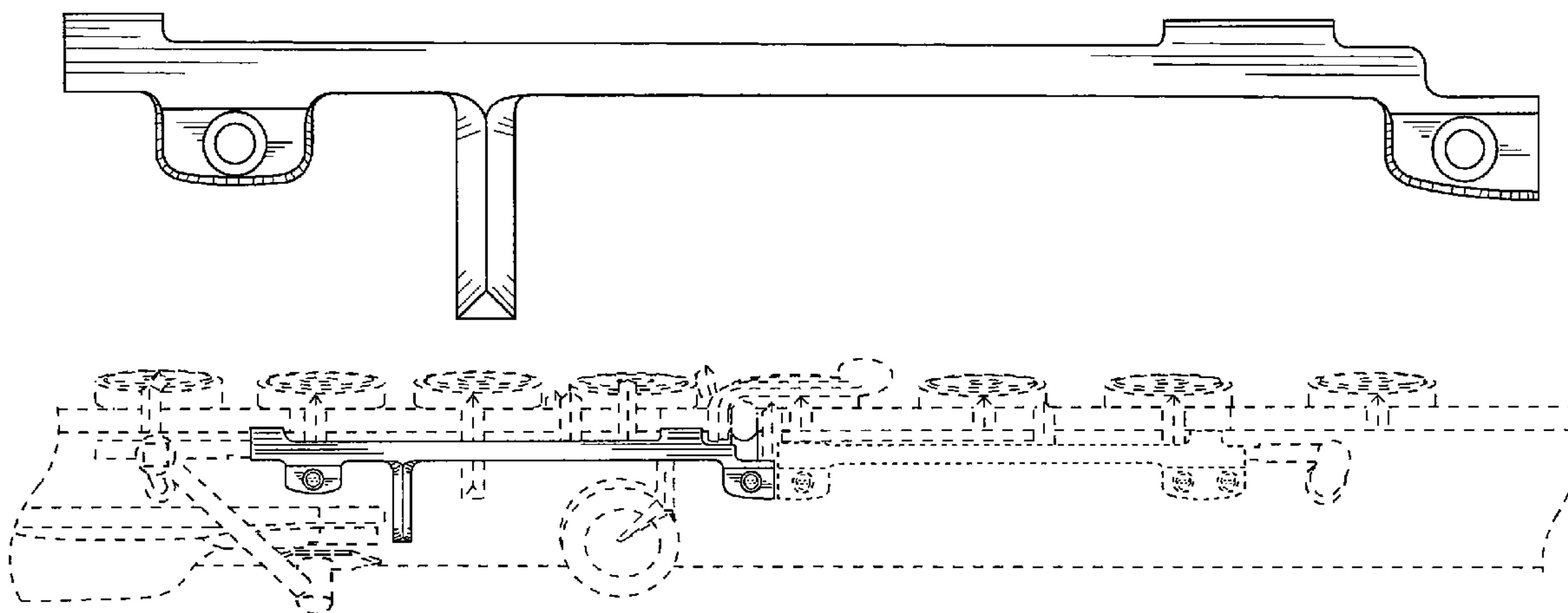


FIG 1




FIG 2

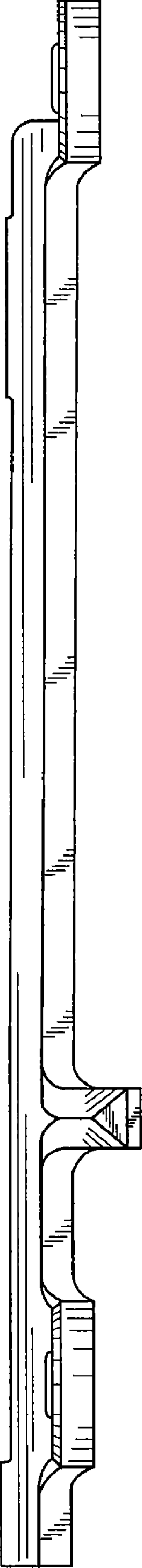


FIG 3

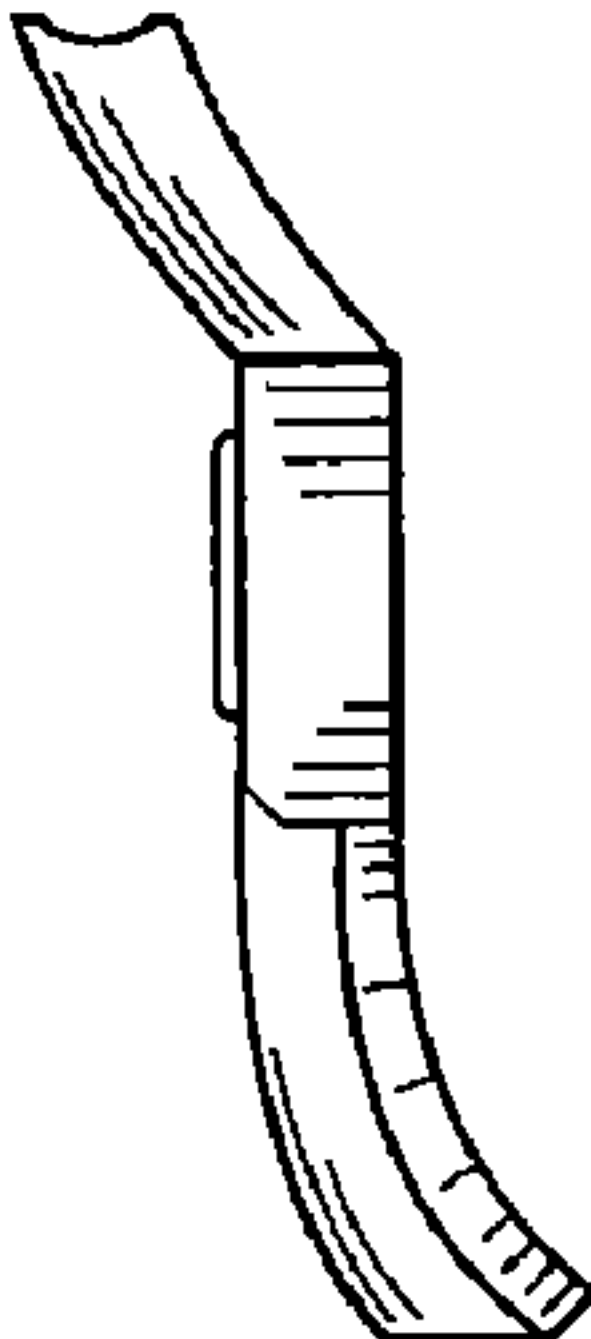


FIG 4




FIG 5

