



US00D583821S

(12) **United States Design Patent**
Richter

(10) **Patent No.:** **US D583,821 S**
(45) **Date of Patent:** **** Dec. 30, 2008**

(54) **SUPPORT BOX FOR SUPPORTING A LAP
TOP COMPUTER HOLDER**

(76) Inventor: **Harald Richter**, Höhenstrasse 32, 75331
Engelbrand (DE)

(**) Term: **14 Years**

(21) Appl. No.: **29/293,308**

(22) Filed: **Nov. 16, 2007**

(51) **LOC (8) Cl.** **14-03**

(52) **U.S. Cl.** **D14/447**

(58) **Field of Classification Search** D14/447,
D14/451, 452, 328, 336, 356, 371, 374, 375,
D14/376, 432, 434, 439, 448, 454, 457, 239,
D14/251, 252, 341, 224, 253, 316, 129, 209,
D14/217, 237, 238, 458, 459, 460, 461; D10/65;
D6/444, 513, 396, 419, 420, 473, 474, 512;
D8/349, 355, 363, 373, 380, 354, 356; D19/92,
D19/95; D23/370, 387; 248/176.1, 220.21,
248/223.31, 274.1, 276.1, 281.11, 284.1,
248/286.1, 309.1, 316.1, 323, 324, 346.3,
248/349.1, 371, 398, 917, 918, 919, 920,
248/921, 922, 923, 205.5, 121, 124.1, 127,
248/177.1, 201, 205.1, 291.1, 313, 346.01,
248/346.03, 415; D12/415; 312/223.3;
348/825, 836; 379/446, 454; 361/681, 683,
361/687, 695

See application file for complete search history.

(56) **References Cited**

U.S. PATENT DOCUMENTS

D338,685 S * 8/1993 Dakich D19/92
D357,006 S * 4/1995 Adelsohn D14/457
D370,220 S * 5/1996 Hardman D14/457
D395,871 S * 7/1998 Iino D14/434
D399,834 S * 10/1998 Calfee D14/451
D402,642 S * 12/1998 Faranda et al. D14/434

D431,174 S * 9/2000 Merideth D8/354
D431,176 S * 9/2000 Zarnoti et al. D8/354
D452,508 S * 12/2001 van Dorrestein D14/457
D455,460 S * 4/2002 Cheris et al. D19/92
D470,849 S * 2/2003 Bertagnole et al. D14/434
D506,204 S * 6/2005 Bain D14/451
D574,005 S * 7/2008 Chung D14/447

* cited by examiner

Primary Examiner—Jennifer Rivard

Assistant Examiner—Angela J Lee

(74) *Attorney, Agent, or Firm*—Klaus J. Bach

(57) **CLAIM**

The ornamental design for a support box for supporting a lap top computer holder, as shown and described.

DESCRIPTION

FIG. 1 is a perspective view of an support box for supporting a lap top computer holder;

FIG. 2 is a top view of the support box for supporting a lap top computer holder shown in FIG. 1;

FIG. 3 is a front view of the support box for supporting a lap top computer holder shown in FIG. 2; a right side view is mirror-reversed,

FIG. 4 is a rear view of the support box for supporting a lap top computer holder shown in FIG. 2,

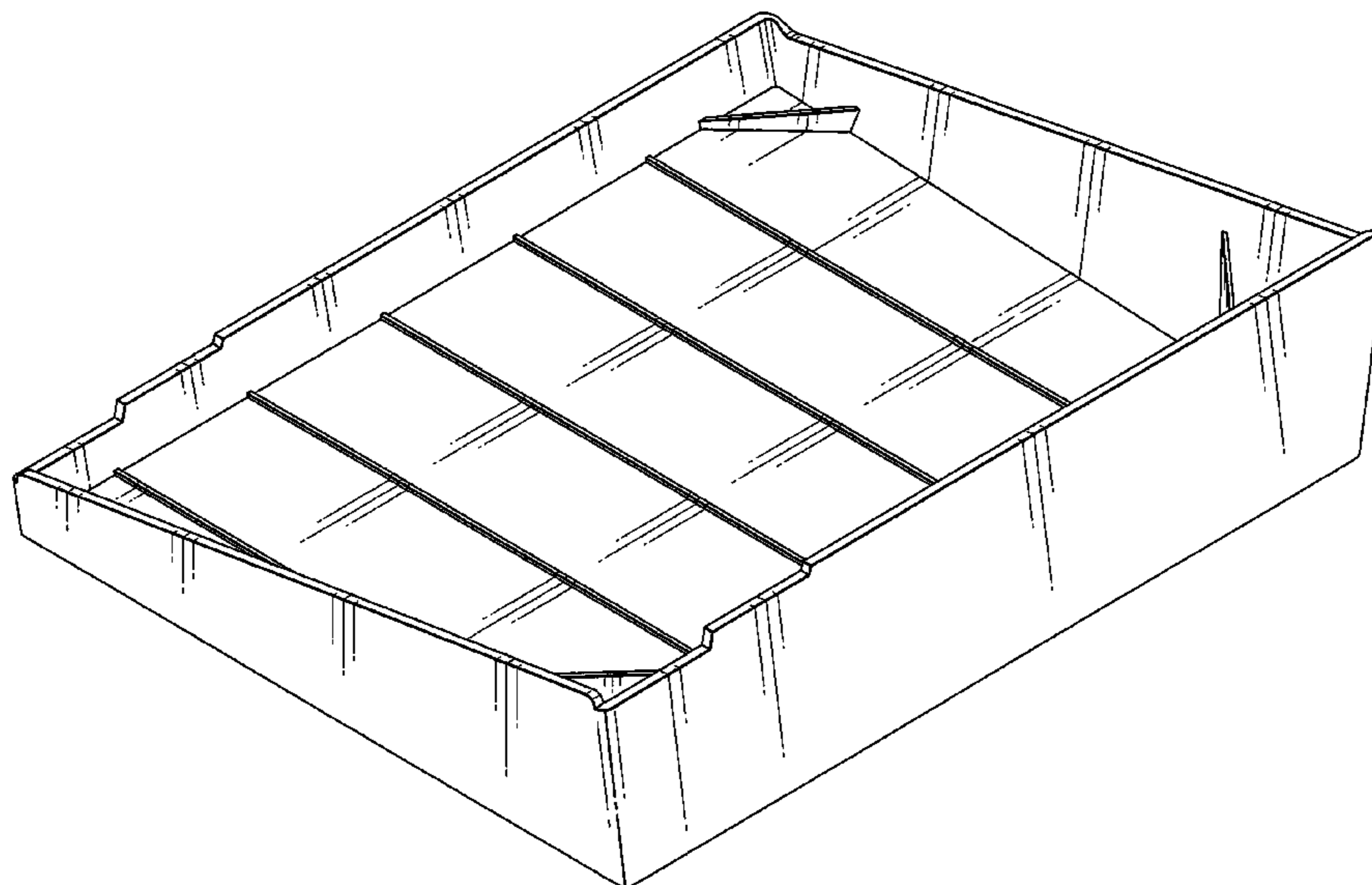
FIG. 5 is a left side view of the support box for supporting a lap top computer holder shown in FIG. 2,

FIG. 6 is a right side view of the support box for supporting a lap top computer holder shown in FIG. 2; and,

FIG. 7 is a bottom view of the support box for supporting a lap top computer holder shown in FIG. 2.

The support box for supporting a lap top computer holder is used for supporting a computer holder in a level position on an inclined seat surface for example a car seat.

1 Claim, 5 Drawing Sheets



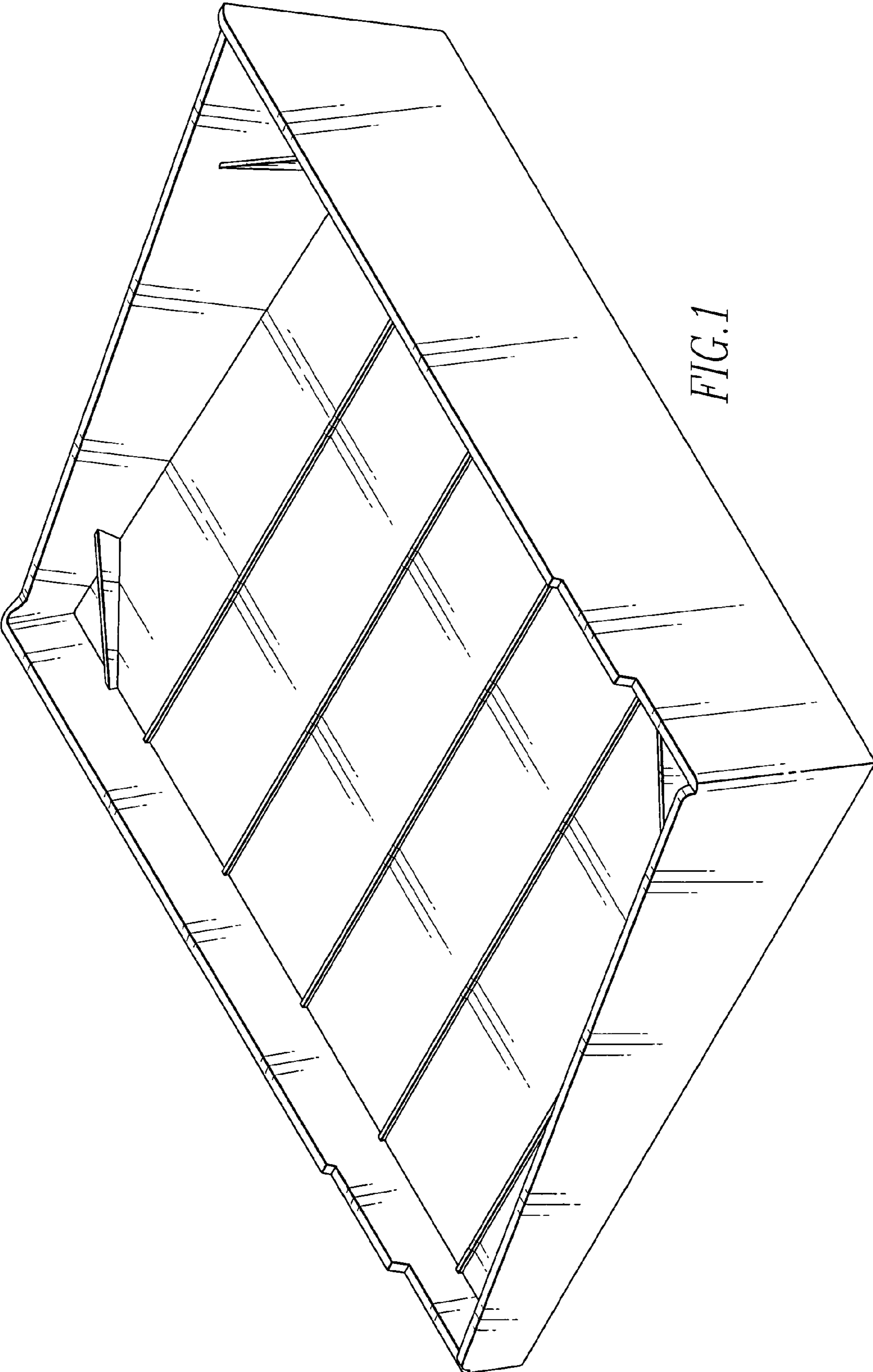


FIG. 1




FIG. 2




FIG. 3

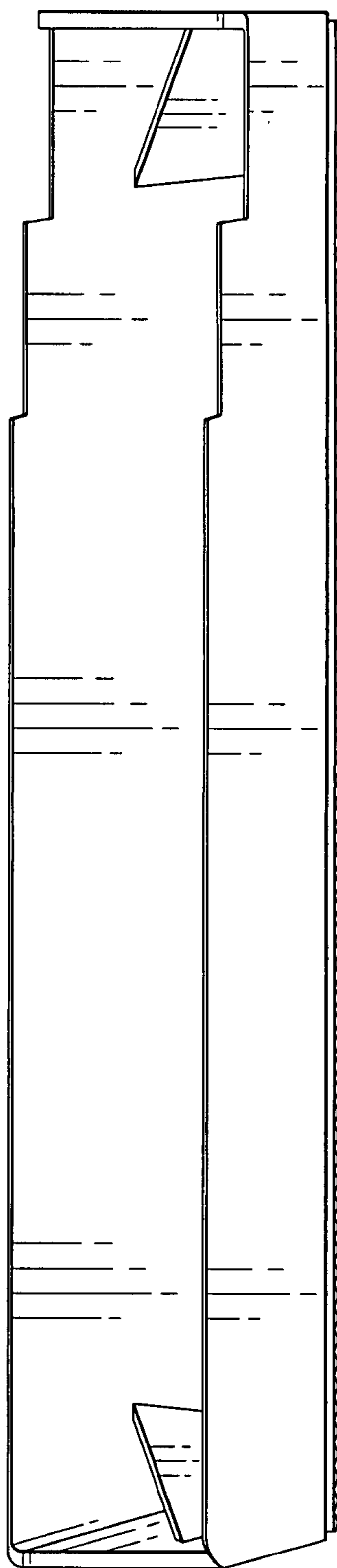


FIG. 4

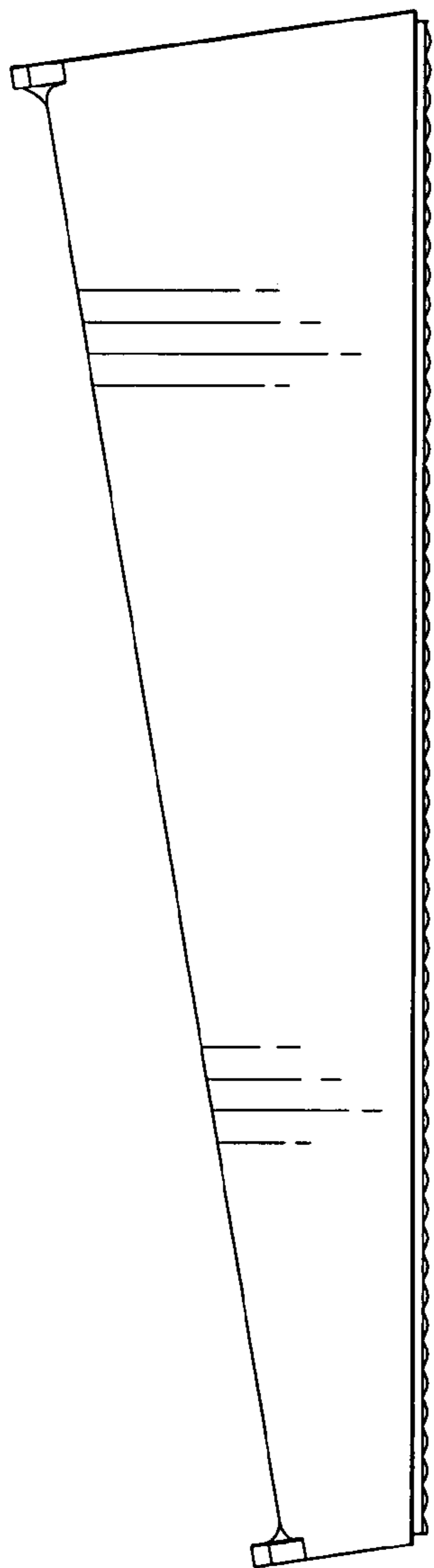


FIG. 5

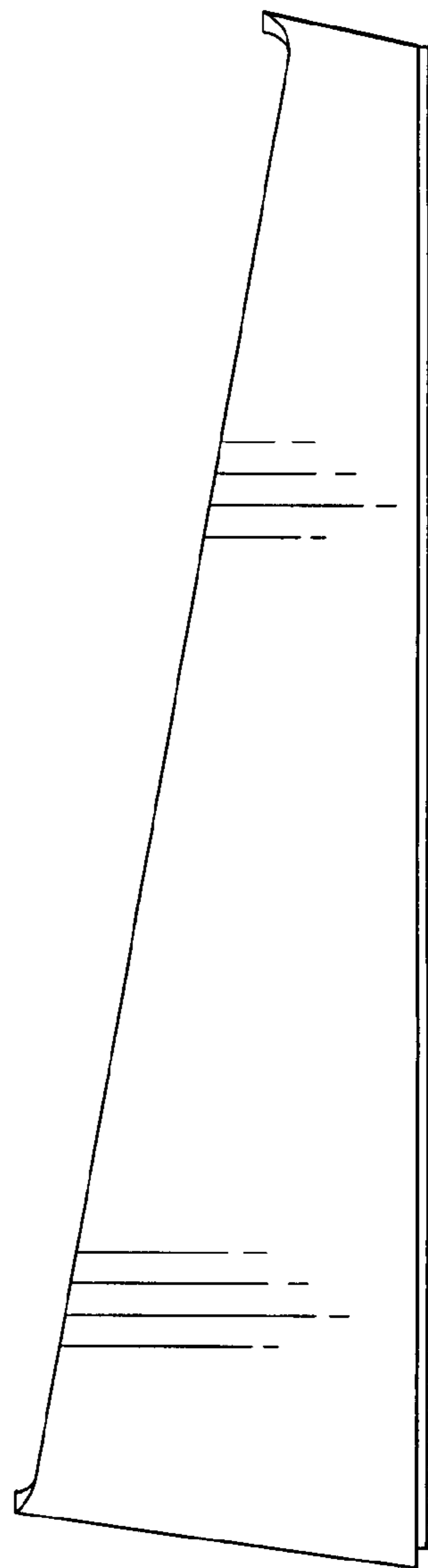


FIG. 6

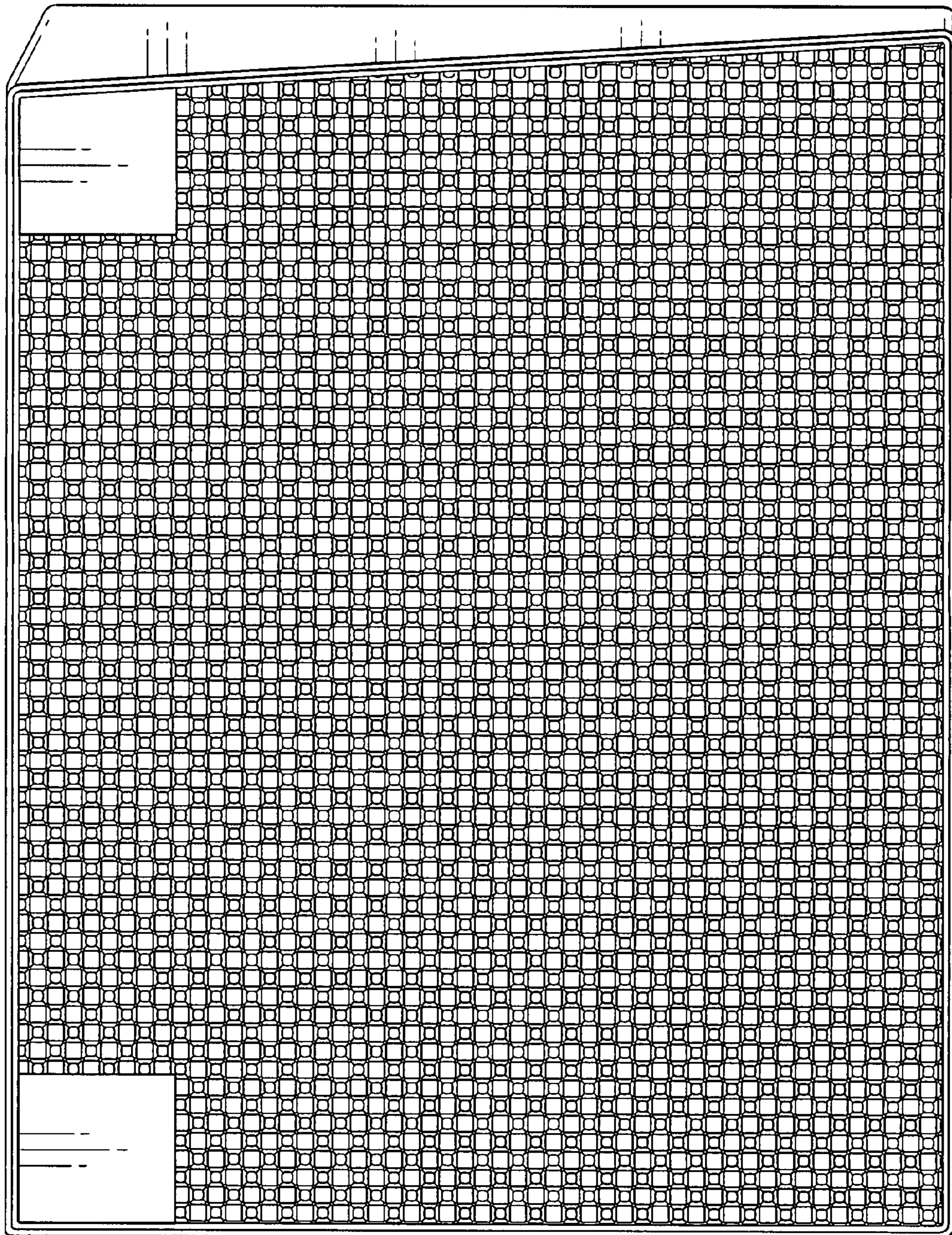


FIG. 7