



US00D583812S

(12) **United States Design Patent**
Asibey

(10) **Patent No.:** **US D583,812 S**

(45) **Date of Patent:** **** Dec. 30, 2008**

(54) **HANDHELD ELECTRONIC SPEAKING
DICTIONARY**

(76) **Inventor:** **Baffour Asibey**, 613 Grove La., Forest
Park, IL (US) 60130

(**) **Term:** **14 Years**

(21) **Appl. No.:** **29/317,812**

(22) **Filed:** **May 7, 2008**

(51) **LOC (8) Cl.** **14-02**

(52) **U.S. Cl.** **D14/346**

(58) **Field of Classification Search** D14/341,
D14/342, 343, 344, 345, 346, 347, 454, 455,
D14/456, 320, 331, 333, 334, 335, 338, 339,
D14/340, 387, 388, 390, 391, 392, 393, 394,
D14/396, 397, 39, 399, 400, 401, 406, 426,
D14/427, 428, 429, 432, 439, 448, 449, 450,
D14/457, 460, 461, 137, 138, 218, 240, 247,
D14/248; D10/65; D21/329, 333; D18/7,
D18/12.2, 52; 400/485, 486, 489, 88, 522;
341/22; 379/368, 915, 433.07, 903, 433.12;
235/145 R; 345/168, 169, 172; 455/556.2,
455/186.2, 556.1, 575.4; D13/168; 704/7

See application file for complete search history.

(56) **References Cited**

U.S. PATENT DOCUMENTS

- 4,328,562 A 5/1982 Hashimoto et al.
- 4,516,260 A 5/1985 Breedlove et al.
- 4,749,353 A 6/1988 Breedlove
- D303,137 S * 8/1989 Brown D22/117
- 5,203,705 A 4/1993 Hardy et al.

- D362,270 S * 9/1995 Allen D19/60
- D393,631 S * 4/1998 Yotukura D14/339
- D395,287 S * 6/1998 Fushiya et al. D14/387
- D410,440 S * 6/1999 Carnell D14/346
- D432,536 S * 10/2000 Kleinheksel et al. D14/346
- D432,560 S * 10/2000 Endrulat D18/7
- D469,086 S 1/2003 Hongo
- D494,168 S * 8/2004 Hammond et al. D14/346
- D502,702 S * 3/2005 Deshazer D14/346
- 6,933,926 B2 * 8/2005 Ukita et al. 345/168
- D511,162 S * 11/2005 Majumder D14/345
- D533,213 S * 12/2006 Oas D18/7
- 2002/0156617 A1 10/2002 Aretakis
- 2004/0249631 A1 * 12/2004 Harris 704/7

* cited by examiner

Primary Examiner—Jennifer Rivard

Assistant Examiner—Angela J Lee

(57) **CLAIM**

The ornamental design for a handheld electronic speaking dictionary, as shown.

DESCRIPTION

FIG. 1 is a perspective view of a handheld electronic speaking dictionary;

FIG. 2 is a front view thereof;

FIG. 3 is a back view thereof;

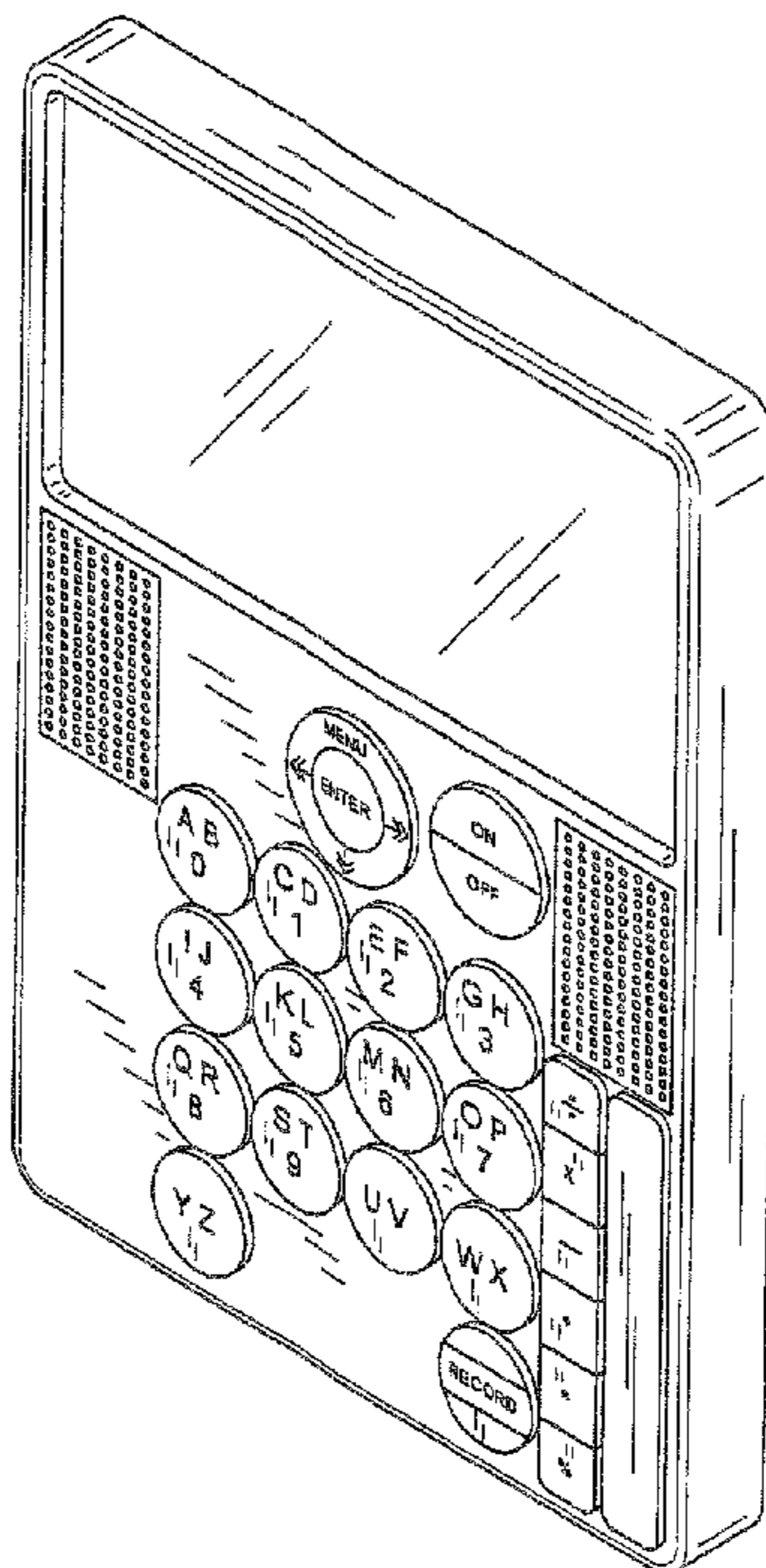
FIG. 4 is a side view thereof;

FIG. 5 is a opposite side view thereof;

FIG. 6 is a top view thereof; and,

FIG. 7 is a bottom view thereof.

1 Claim, 3 Drawing Sheets






FIG. 1

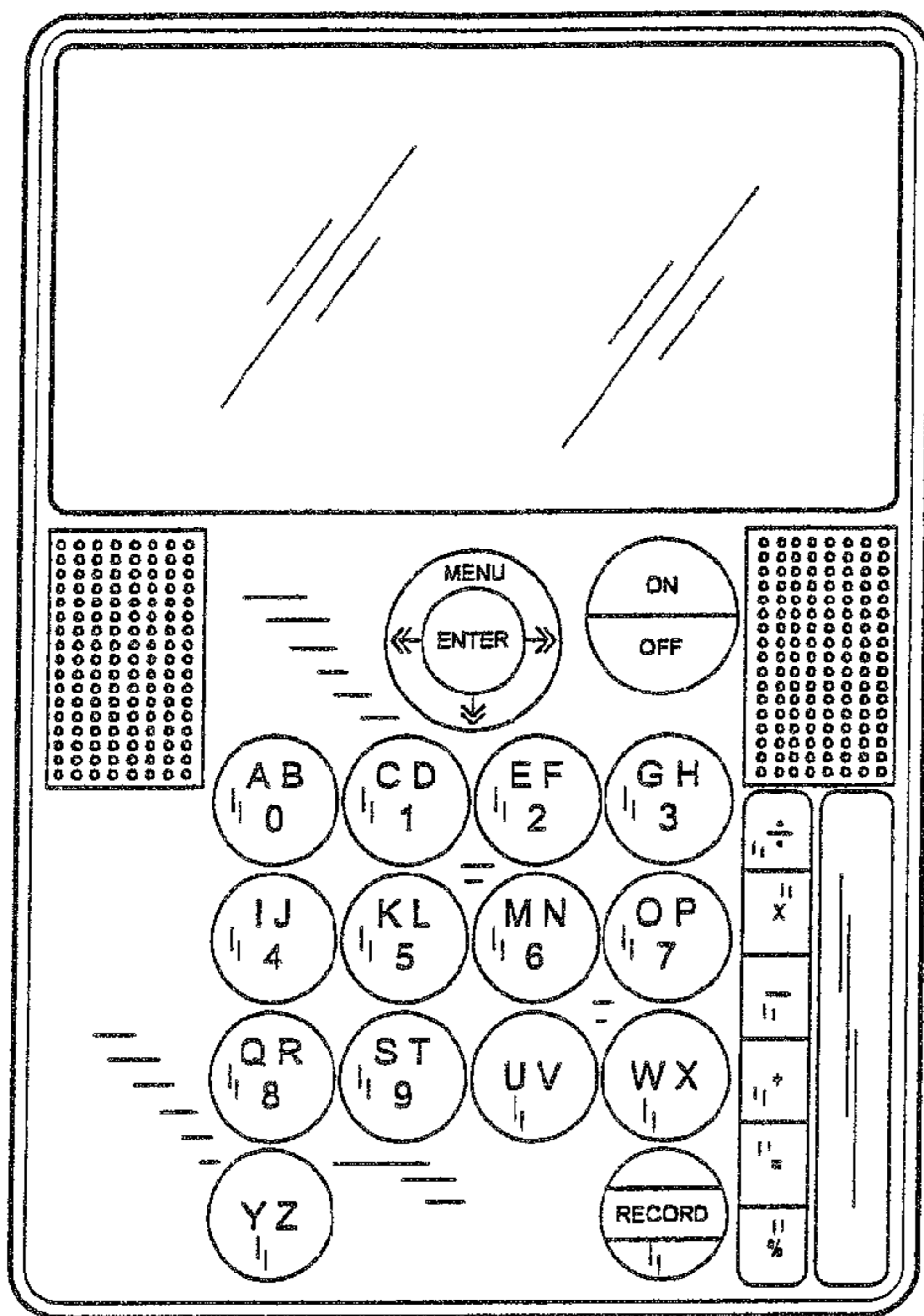


FIG. 2

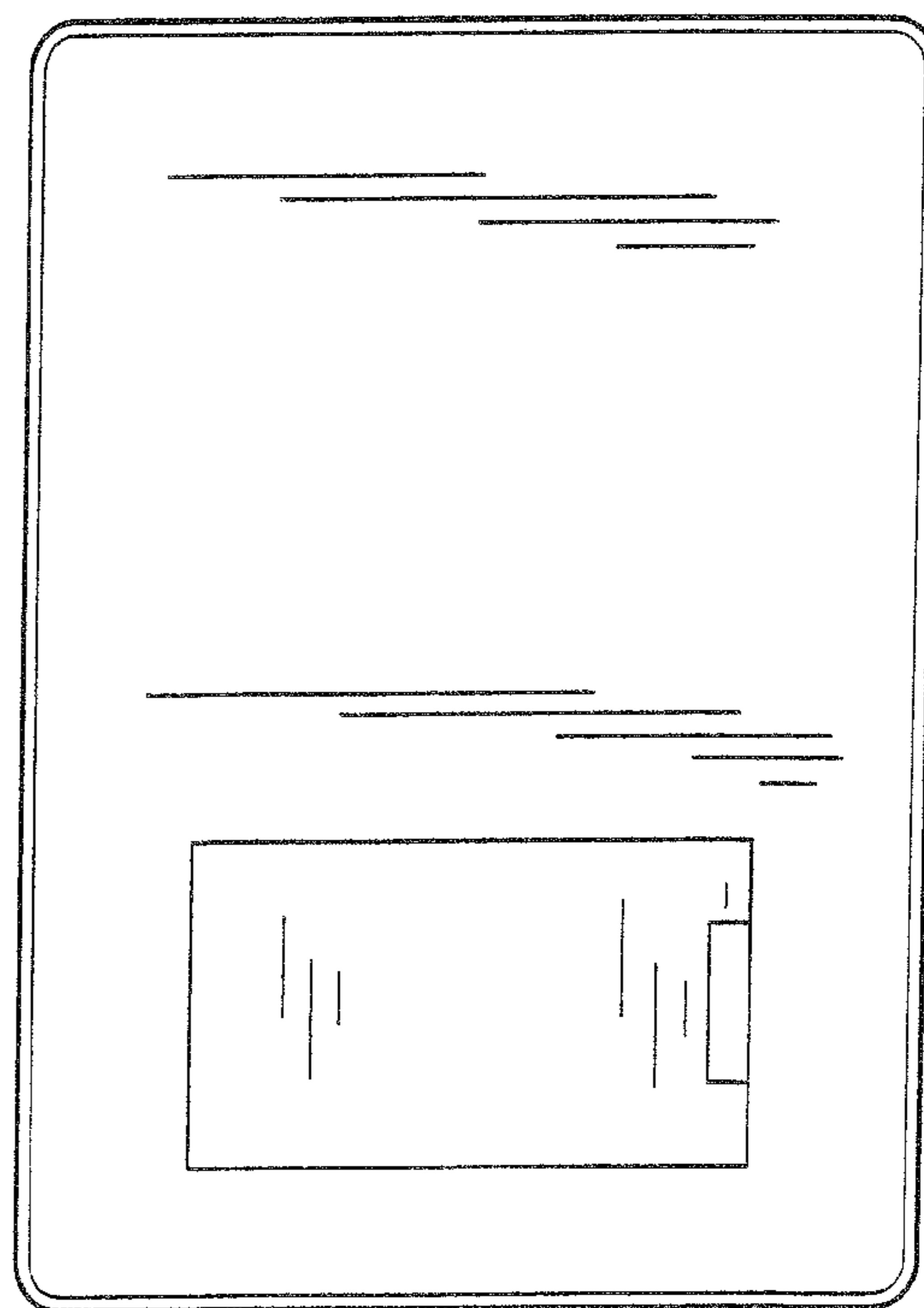


FIG. 3



FIG. 4

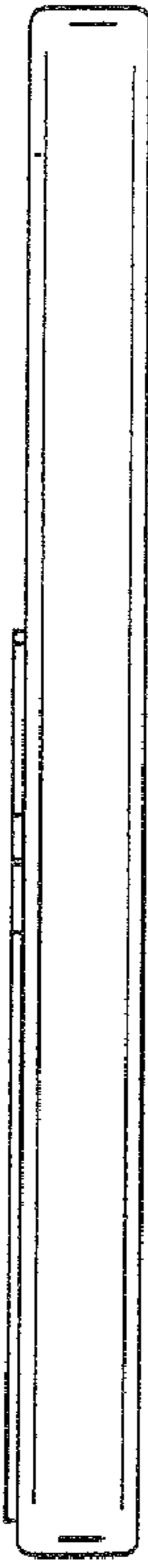


FIG. 5




FIG. 6




FIG. 7