



US00D583797S

(12) **United States Design Patent**
Obata

(10) **Patent No.:** **US D583,797 S**

(45) **Date of Patent:** **** Dec. 30, 2008**

(54) **DIGITAL VOICE RECORDER**

(75) Inventor: **Yasushi Obata**, Osaka (JP)

(73) Assignee: **Sanyo Electric Co., Ltd.**, Osaka (JP)

(**) Term: **14 Years**

(21) Appl. No.: **29/318,071**

(22) Filed: **May 13, 2008**

(51) **LOC (8) Cl.** **14-01**

(52) **U.S. Cl.** **D14/167**

(58) **Field of Classification Search** D14/167,
D14/154, 168, 188, 496, 156, 160, 161, 162,
D14/163, 164, 165, 192; D16/208; D26/38;
455/351, 350

See application file for complete search history.

(56) **References Cited**

U.S. PATENT DOCUMENTS

D278,899 S *	5/1985	Takata	D14/165
D310,079 S *	8/1990	Mitsuse	D14/165
D385,274 S *	10/1997	Shimobayashi	D14/154
D427,176 S *	6/2000	Obata	D14/167
D438,857 S *	3/2001	Ishii	D14/161
D450,309 S *	11/2001	Ishii et al.	D14/167
D473,535 S *	4/2003	Ishii	D14/167
D484,482 S *	12/2003	Tanio	D14/167
6,769,603 B2 *	8/2004	Nagai et al.	235/375
D507,557 S *	7/2005	Meguro	D14/167
D533,862 S *	12/2006	Jinde	D14/167
D533,863 S *	12/2006	Yamaji	D14/167
D558,183 S *	12/2007	Aoki	D14/167
D560,687 S *	1/2008	Kim et al.	D14/496

D567,798 S *	4/2008	Oka	D14/167
D571,778 S *	6/2008	Aoki	D14/167
2005/0224332 A1 *	10/2005	Yamaguchi	200/547

FOREIGN PATENT DOCUMENTS

JP	D1193456	11/2003
JP	D1227226	11/2004
JP	D1248035	7/2005
JP	D1248437	7/2005
JP	D1292318	12/2006
JP	D1294230	1/2007

* cited by examiner

Primary Examiner—Cathron C Brooks

Assistant Examiner—Austin Murphy

(74) *Attorney, Agent, or Firm*—Darby & Darby, P.C.

(57) **CLAIM**

The ornamental design for digital voice recorder, as shown and described.

DESCRIPTION

FIG. 1 is front, top, right-side perspective view of our new design for digital voice recorder;

FIG. 2 is a front elevation view thereof;

FIG. 3 is a rear elevation view thereof;

FIG. 4 is a left-side elevation view thereof;

FIG. 5 is a right-side elevation view thereof;

FIG. 6 is a top plan view thereof; and,

FIG. 7 is a bottom plan view thereof.

1 Claim, 2 Drawing Sheets




FIG.3

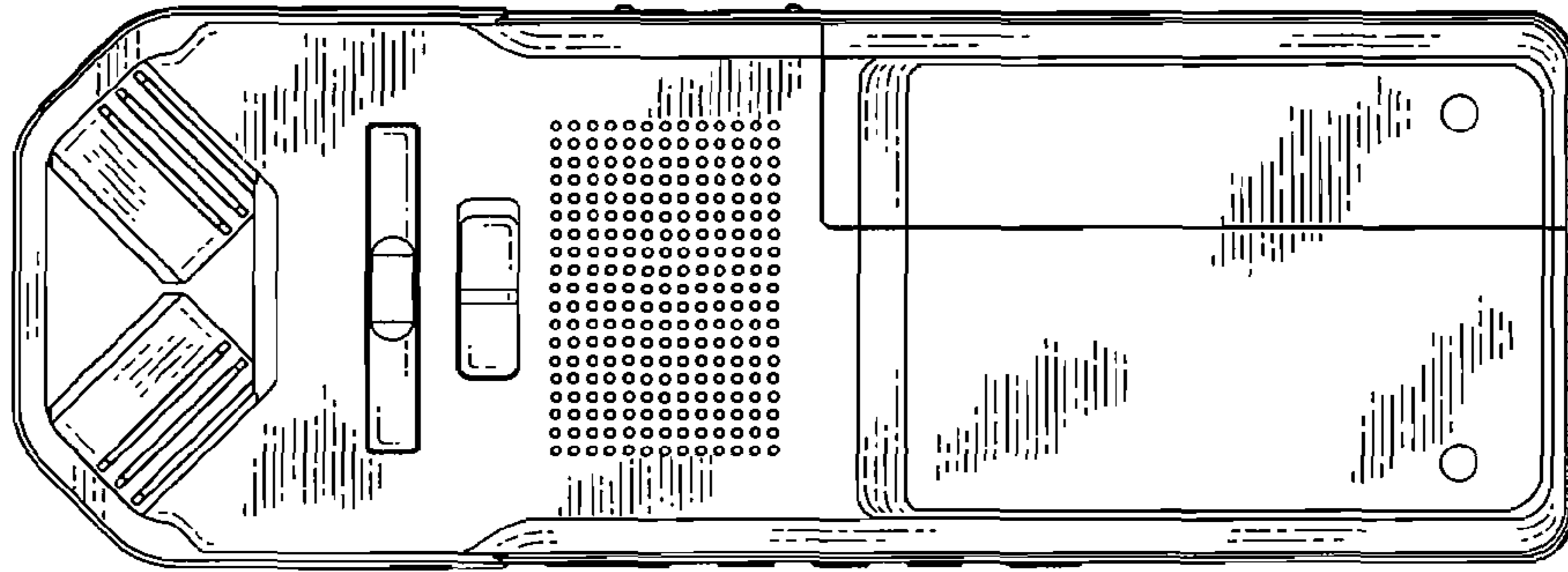


FIG.2

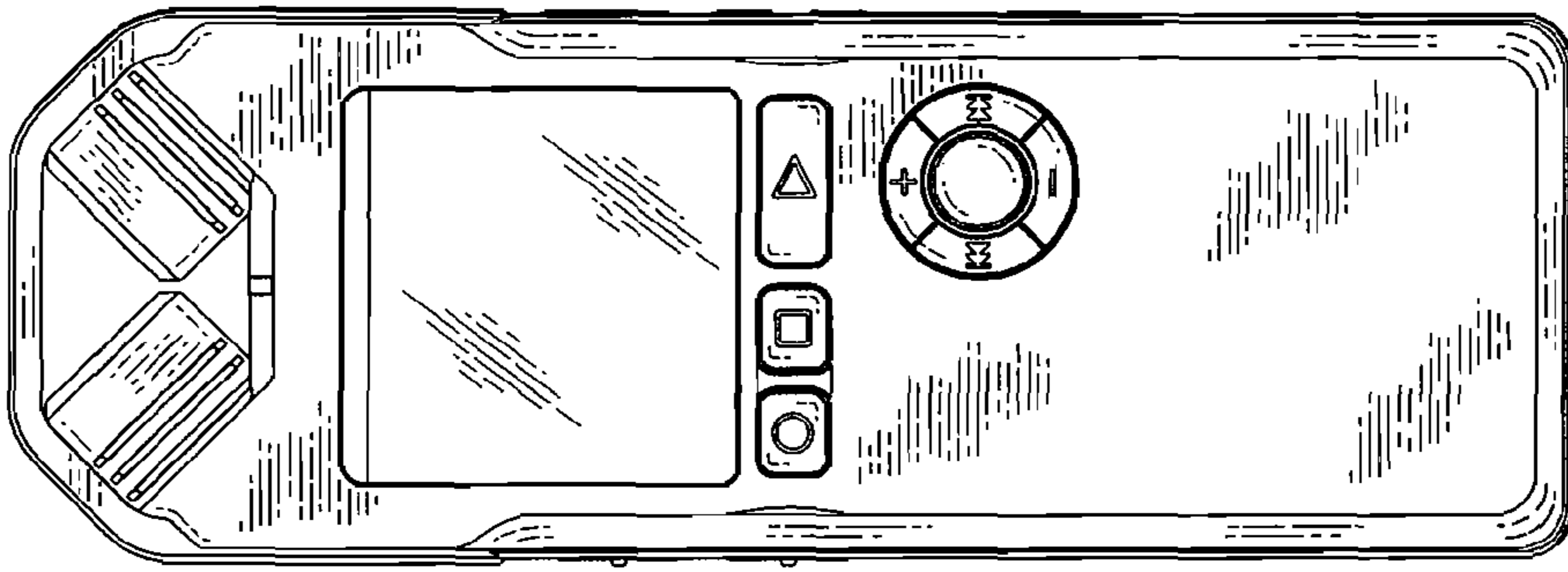


FIG.1

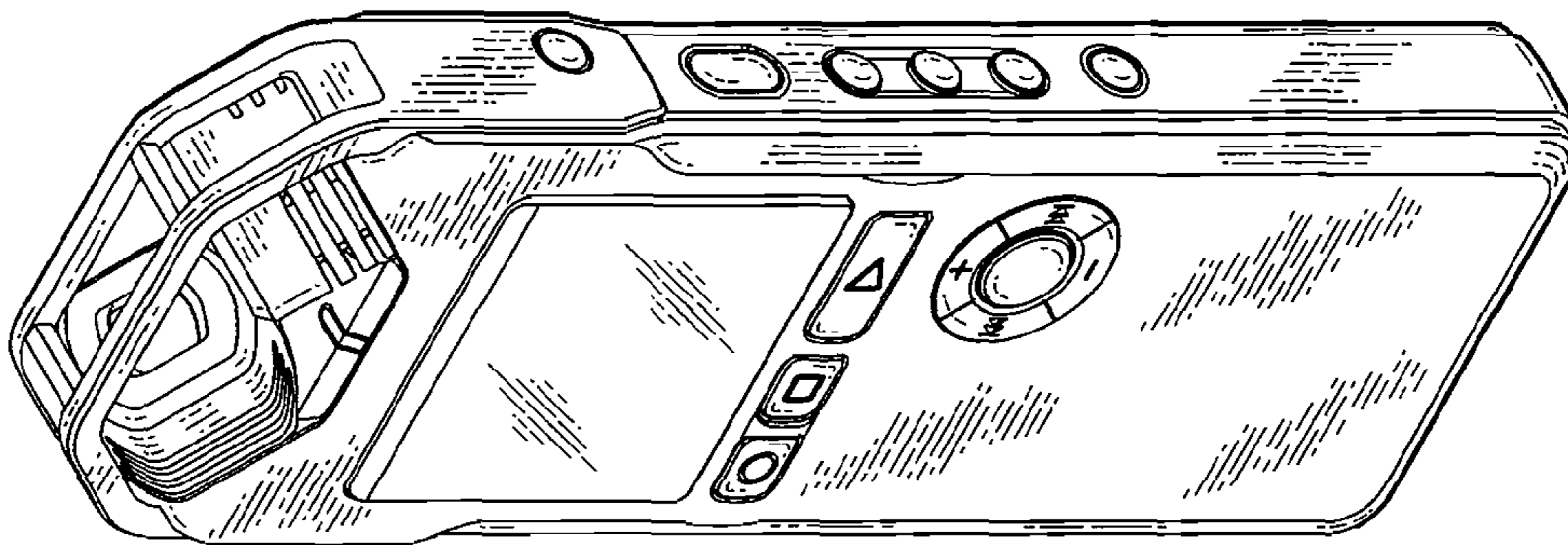


FIG.7



FIG.6

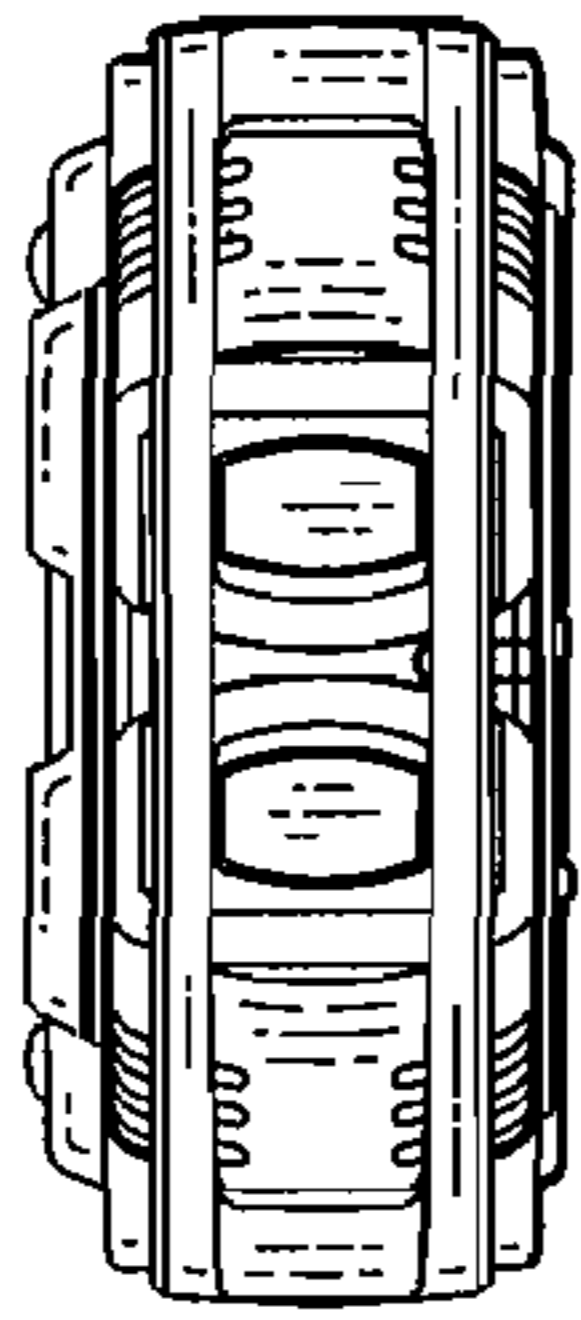


FIG.5




FIG.4

