



US00D583731S

(12) **United States Design Patent**
Saridakis et al.

(10) **Patent No.:** **US D583,731 S**

(45) **Date of Patent:** **** Dec. 30, 2008**

(54) **VEHICLE HOOD**

(75) Inventors: **George Saridakis**, Ann Arbor, MI (US);
Douglas Gaffka, Northville, MI (US);
William Mangan, Ann Arbor, MI (US)

(73) Assignee: **Ford Motor Company**, Dearborn, MI (US)

(**) Term: **14 Years**

(21) Appl. No.: **29/279,094**

(22) Filed: **Apr. 19, 2007**

(51) **LOC (8) Cl.** **12-16**

(52) **U.S. Cl.** **D12/173**

(58) **Field of Classification Search** D12/173,
D12/96, 90-92; 180/69.2, 69.21, 69.22,
180/69.25

See application file for complete search history.

(56) **References Cited**

U.S. PATENT DOCUMENTS

D495,631 S *	9/2004	Metros et al.	D12/173
D510,551 S	10/2005	Mays	
D522,419 S *	6/2006	Minami	D12/173
D523,792 S	6/2006	Saridakis	
D532,728 S *	11/2006	Schiavone et al.	D12/173
D541,198 S *	4/2007	Levy	D12/173
D555,553 S *	11/2007	Kaoud et al.	D12/173

OTHER PUBLICATIONS

Ford, Mustang GT Convertible, Detroit 2005.
Ford, Concept Stang, Los Angeles 2006.

Ford, Mustang Shelby GT500, Detroit 2007, publication date prior to Apr. 1, 2007.

Ford, Mustang, Autoweek, Dec. 18, 2006.

* cited by examiner

Primary Examiner—Melody N Brown

(74) *Attorney, Agent, or Firm*—Damian Porcari

(57) **CLAIM**

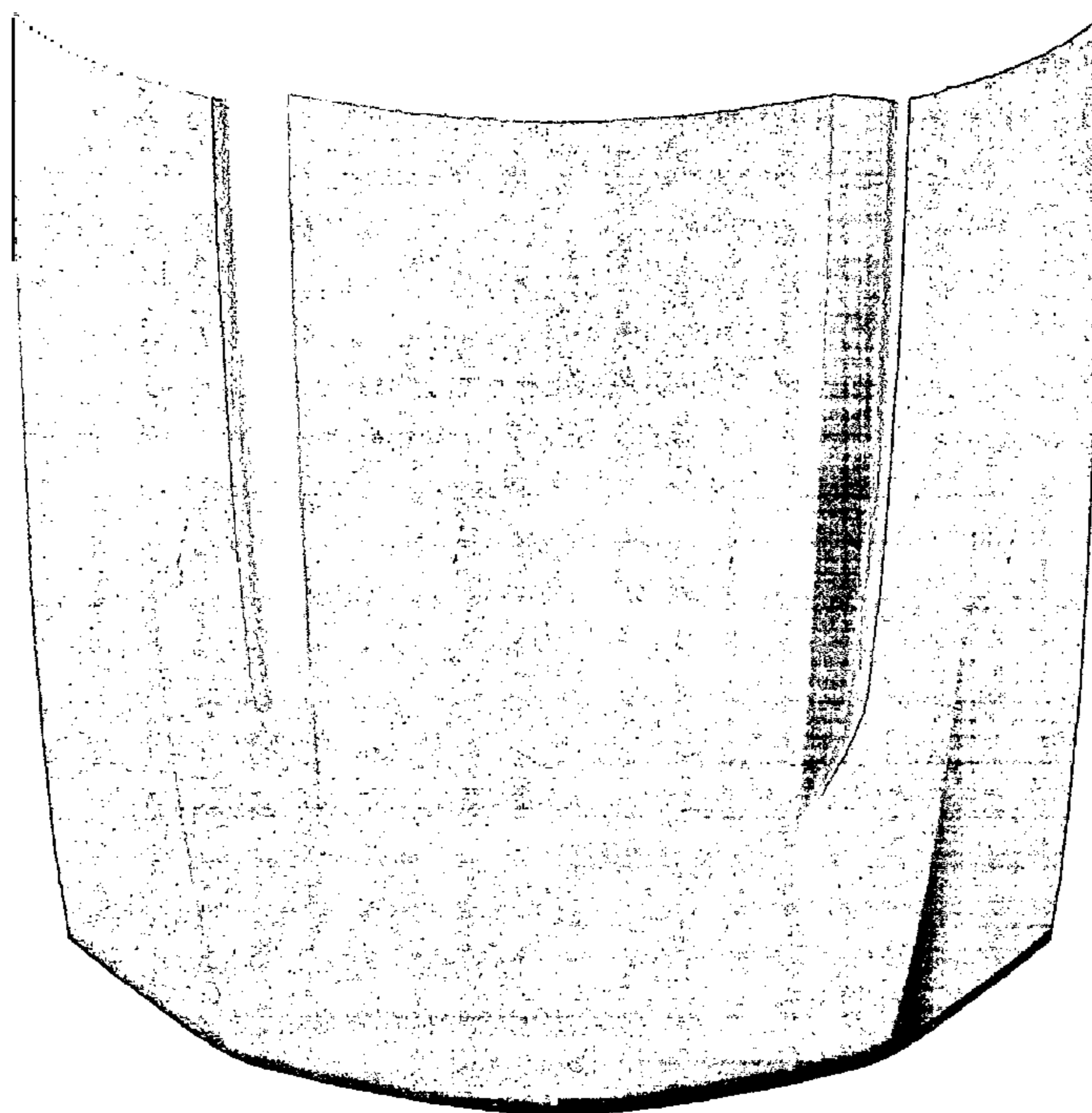
The ornamental design of a vehicle hood, as shown and described.

DESCRIPTION

FIG. 1 is a front elevational view of a vehicle hood;
FIG. 2 is a right side view of the vehicle hood;
FIG. 3 is a left side view of the vehicle hood;
FIG. 4 is a top plan view of a vehicle hood; and,
FIG. 5 is a bottom plan view of the vehicle hood.

The vehicle hood is styled independently of adjacent vehicle panels. To the extent that any feature lines are illustrated, they are intended to illustrate the crest and valley of the feature and are not necessarily sharp bends in the part. Shading is used to illustrate the curvature of the part and not color. Areas shown in or sounded by broken lines are not claimed. Views are orthogonal projections. The various views are not necessarily to scale in order to better illustrate the design.

1 Claim, 4 Drawing Sheets






Figure 1

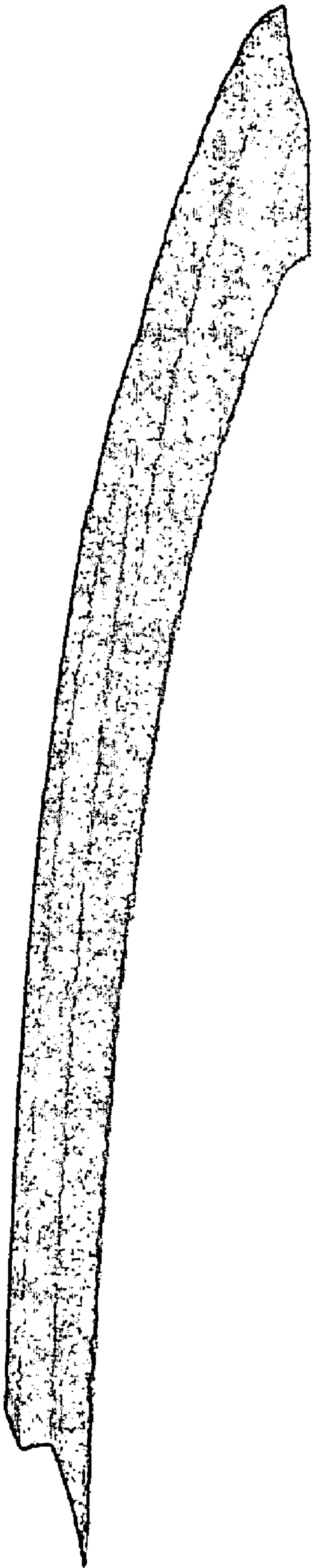


Figure 2

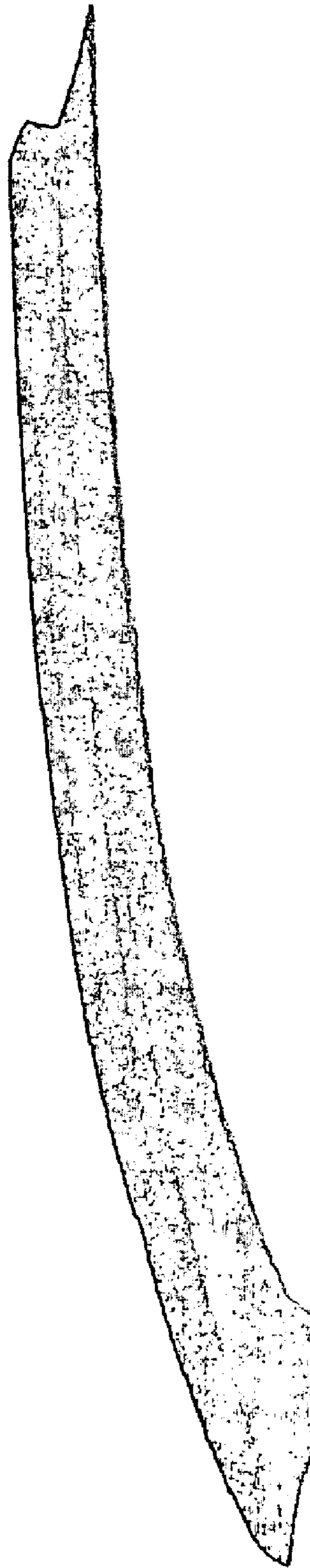


Figure 3

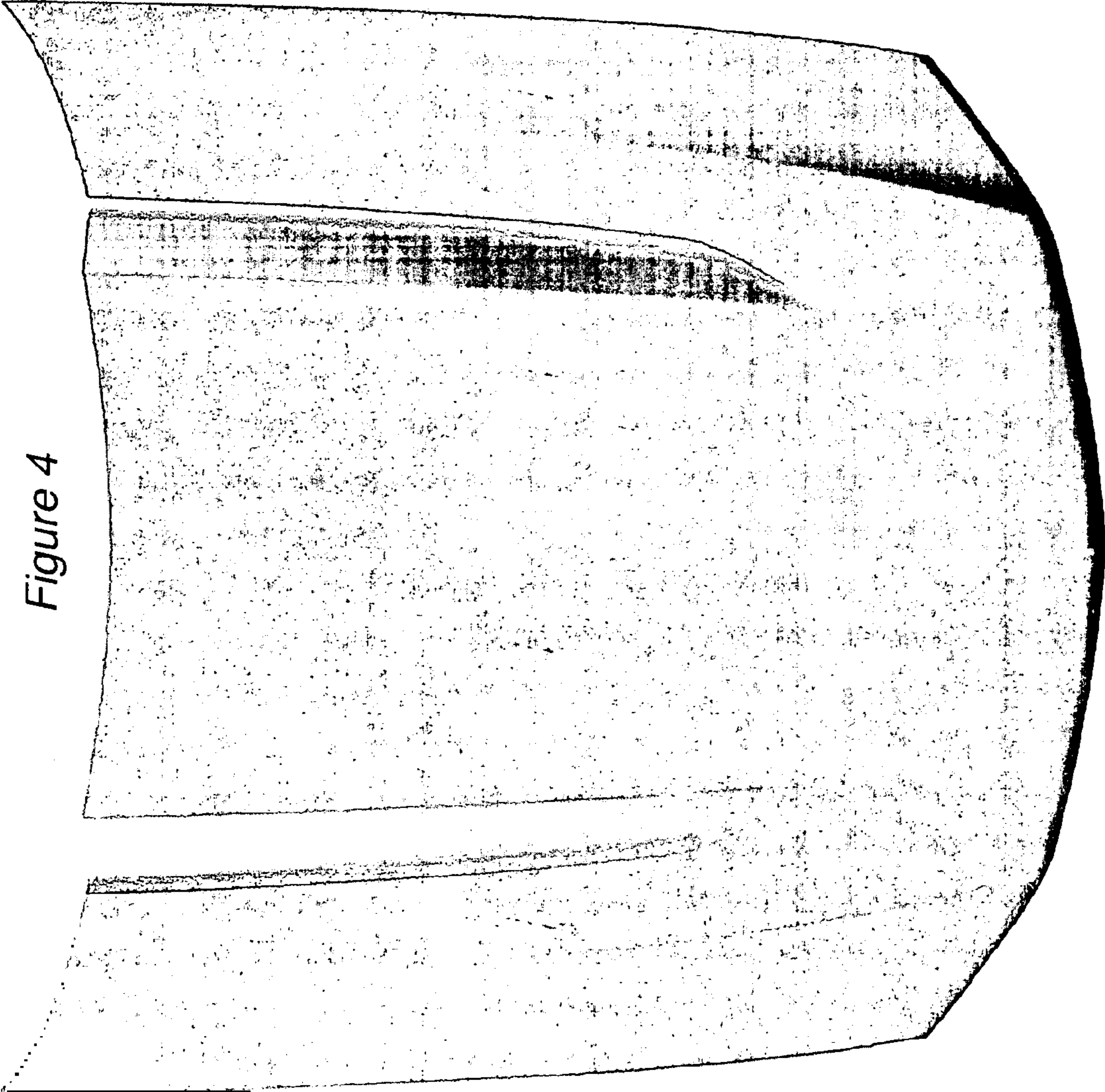


Figure 4

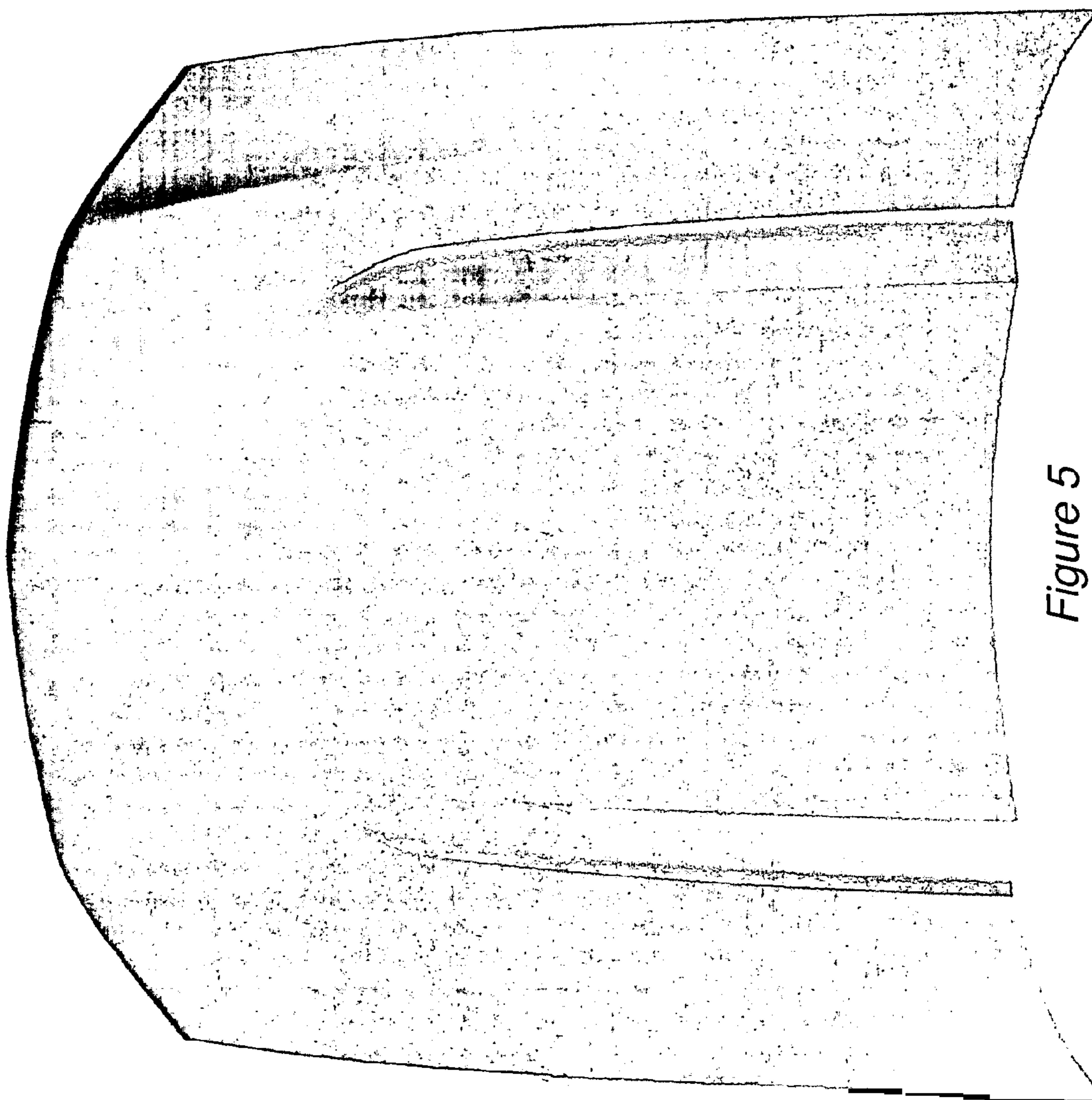


Figure 5