



US00D583723S

(12) **United States Design Patent**  
**Murakami**

(10) **Patent No.:** **US D583,723 S**  
(45) **Date of Patent:** **\*\* Dec. 30, 2008**

(54) **REAR BUMPER FOR A MOTOR VEHICLE**

(75) Inventor: **Eiji Murakami**, Osaka (JP)

(73) Assignee: **Toyota Jidosha Kabushiki Kaisha**,  
Toyota (JP)

(\*\*) Term: **14 Years**

(21) Appl. No.: **29/272,358**

(22) Filed: **Feb. 7, 2007**

(51) **LOC (8) Cl.** ..... **12-16**

(52) **U.S. Cl.** ..... **D12/169**

(58) **Field of Classification Search** ..... D12/90-92,  
D12/86, 169, 196, 163; 296/193.1, 181.1;  
293/102, 113, 115, 117, 120

See application file for complete search history.

(56) **References Cited**

**U.S. PATENT DOCUMENTS**

D476,928 S	7/2003	Boyer	
D540,724 S *	4/2007	Levy	D12/169
D545,733 S *	7/2007	Hamano	D12/169
D546,249 S *	7/2007	Markefka	D12/169
D550,130 S *	9/2007	Lamarre	D12/169

**OTHER PUBLICATIONS**

Mazda Verisa, "All About Mazda Verisa," Separate Volume of Motor Fan No. 341, Aug. 2005; Sanei-Shobo Publishing Co., Ltd.  
Suzuki SX4, Brochure of SX4, Jul. 2006; Suzuki Motor Corporation.

\* cited by examiner

*Primary Examiner*—Melody N. Brown

(74) *Attorney, Agent, or Firm*—Finnegan, Henderson, Farabow, Garrett & Dunner, L.L.P.

(57) **CLAIM**

The ornamental design for a rear bumper for a motor vehicle, as shown and described.

**DESCRIPTION**

FIG. 1 is a perspective view of a rear bumper for a motor vehicle of our new design;

FIG. 2 is a front view thereof;


FIG. 3 is a top plan view thereof;

FIG. 4 is a bottom plan view thereof;

FIG. 5 is a right-side view thereof; and,


FIG. 6 is a left-side view thereof.

**1 Claim, 3 Drawing Sheets**







**FIG. 1**



**FIG. 2**



**FIG. 3**



**FIG. 4**



**FIG. 5**

**FIG. 6**