



US00D583716S

(12) **United States Design Patent**
Ross et al.

(10) **Patent No.:** **US D583,716 S**
(45) **Date of Patent:** **** Dec. 30, 2008**

(54) **BICYCLE RACK**

(75) Inventors: **Nick Ross**, Minneapolis, MN (US);
Hans Steege, Minneapolis, MN (US);
Rolf Scholtz, Minneapolis, MN (US)

(73) Assignee: **Derovations Corporation**, Minneapolis,
MN (US)

(**) Term: **14 Years**

(21) Appl. No.: **29/307,220**

(22) Filed: **Apr. 7, 2008**

(51) **LOC (8) Cl.** **12-11**

(52) **U.S. Cl.** **D12/115**

(58) **Field of Classification Search** D12/115,
D12/120; 248/176.1, 431, 153, 175, 163.1,
248/188; D6/462, 629, 630, 566; 211/5,
211/17-22, 41.4, 181.1; 280/293; D32/55;
D7/704

See application file for complete search history.

(56) **References Cited**

U.S. PATENT DOCUMENTS

620,863 A * 3/1899 Wilcox 211/21
2,600,755 A * 6/1952 Greensfelder 211/41.11

4,848,217 A * 7/1989 Koziol 99/426
D369,576 S * 5/1996 Johnson et al. D12/115
D381,548 S * 7/1997 Goodman D6/630
D434,248 S * 11/2000 Krogh D6/419
D493,326 S * 7/2004 Hassett D6/630
D507,511 S * 7/2005 Lassanske D12/115
D514,034 S * 1/2006 Richardson D12/115
D543,906 S * 6/2007 Hoadley et al. D12/115

* cited by examiner

Primary Examiner—Cathron C Brooks

Assistant Examiner—Linda Brooks

(74) *Attorney, Agent, or Firm*—Haugen Law Firm PLLP

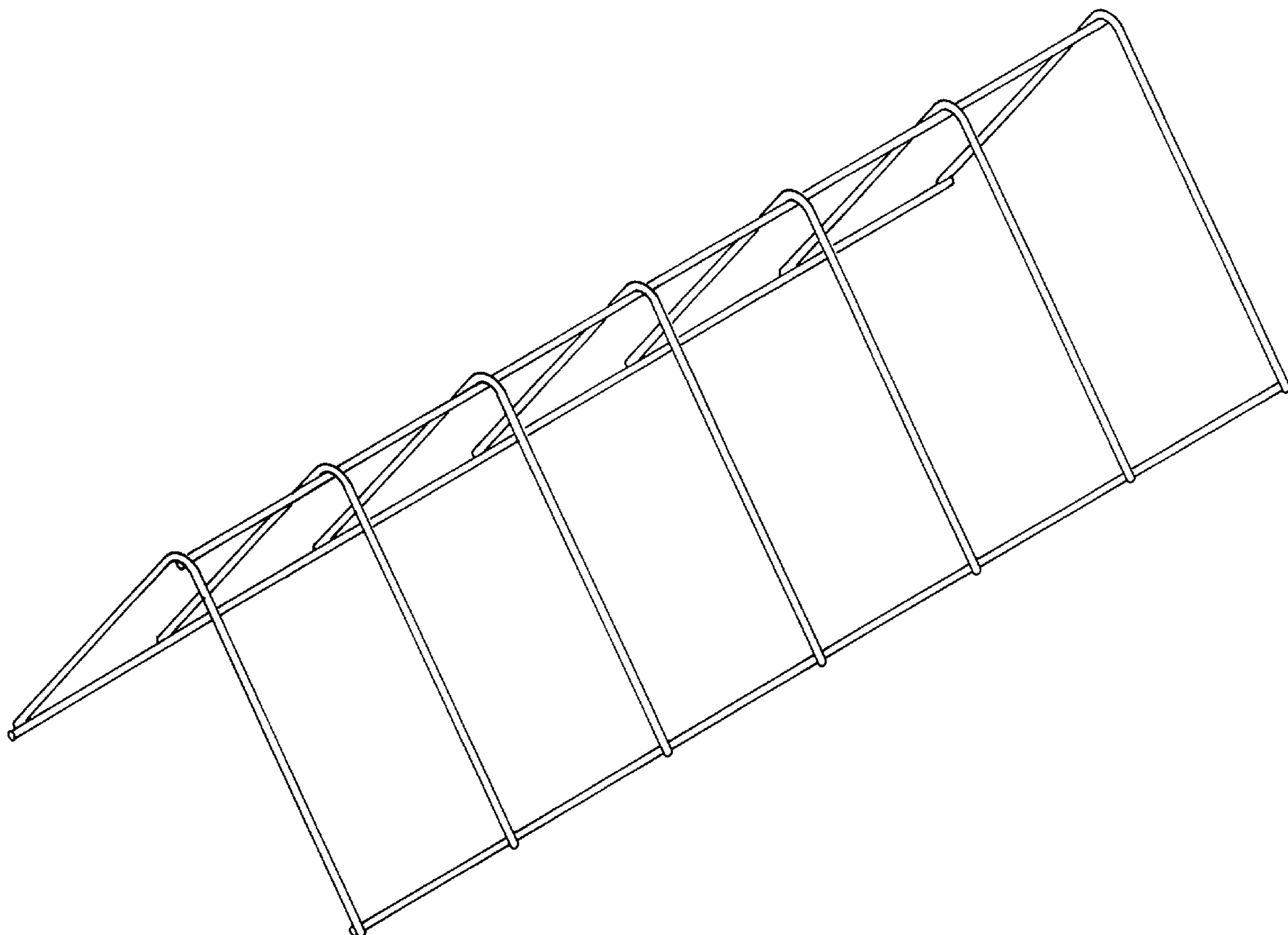
(57) **CLAIM**

The ornamental design for a bicycle rack, as shown and described.

DESCRIPTION

FIG. 1 is a perspective view of the design;
FIG. 2 is an end elevational view of the design;
FIG. 3 is side elevational view of the design;
FIG. 4 is a top plan view of the design; and,
FIG. 5 is a bottom plan view of the design.

1 Claim, 3 Drawing Sheets



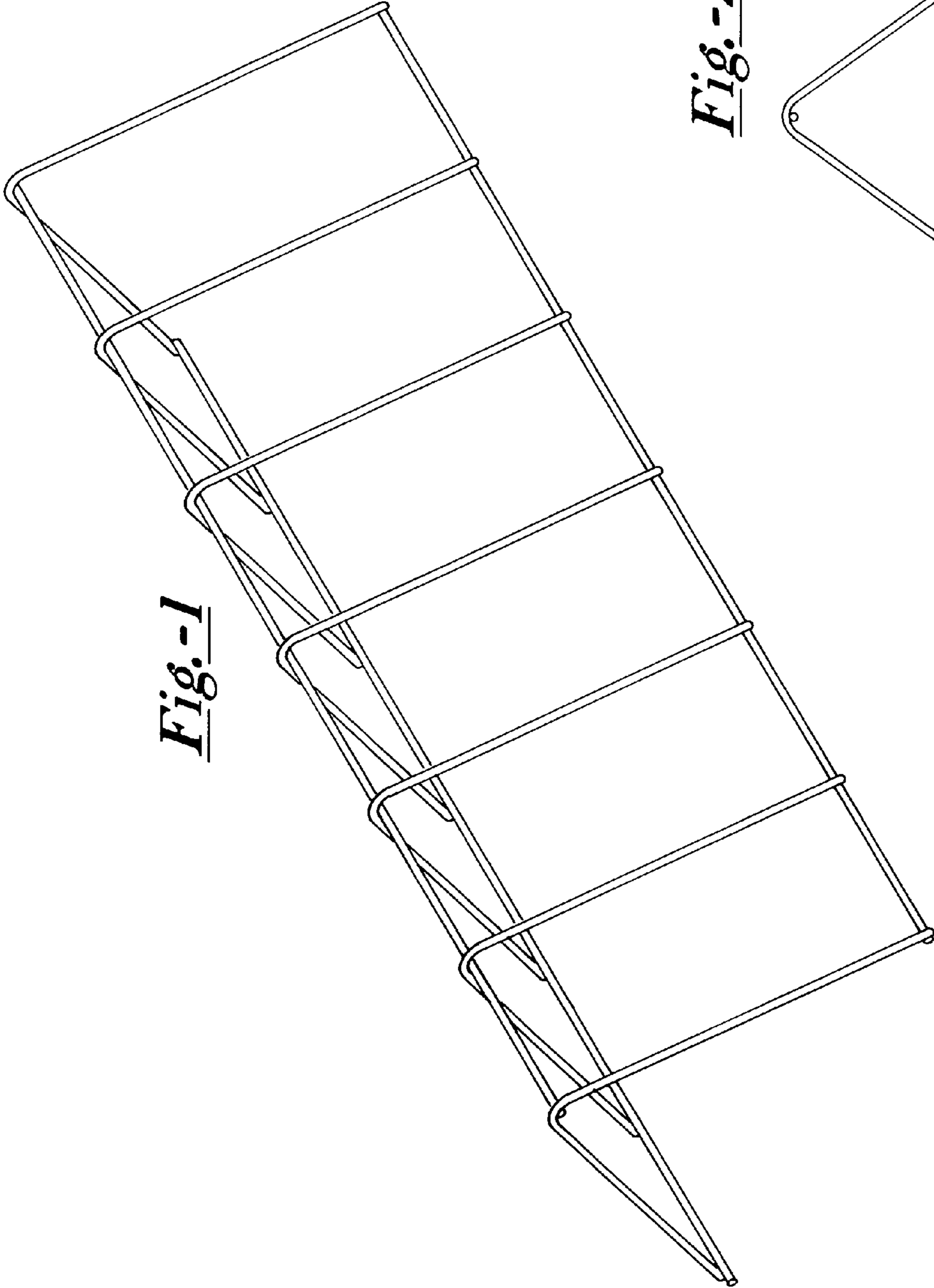


Fig. -1

Fig. -2

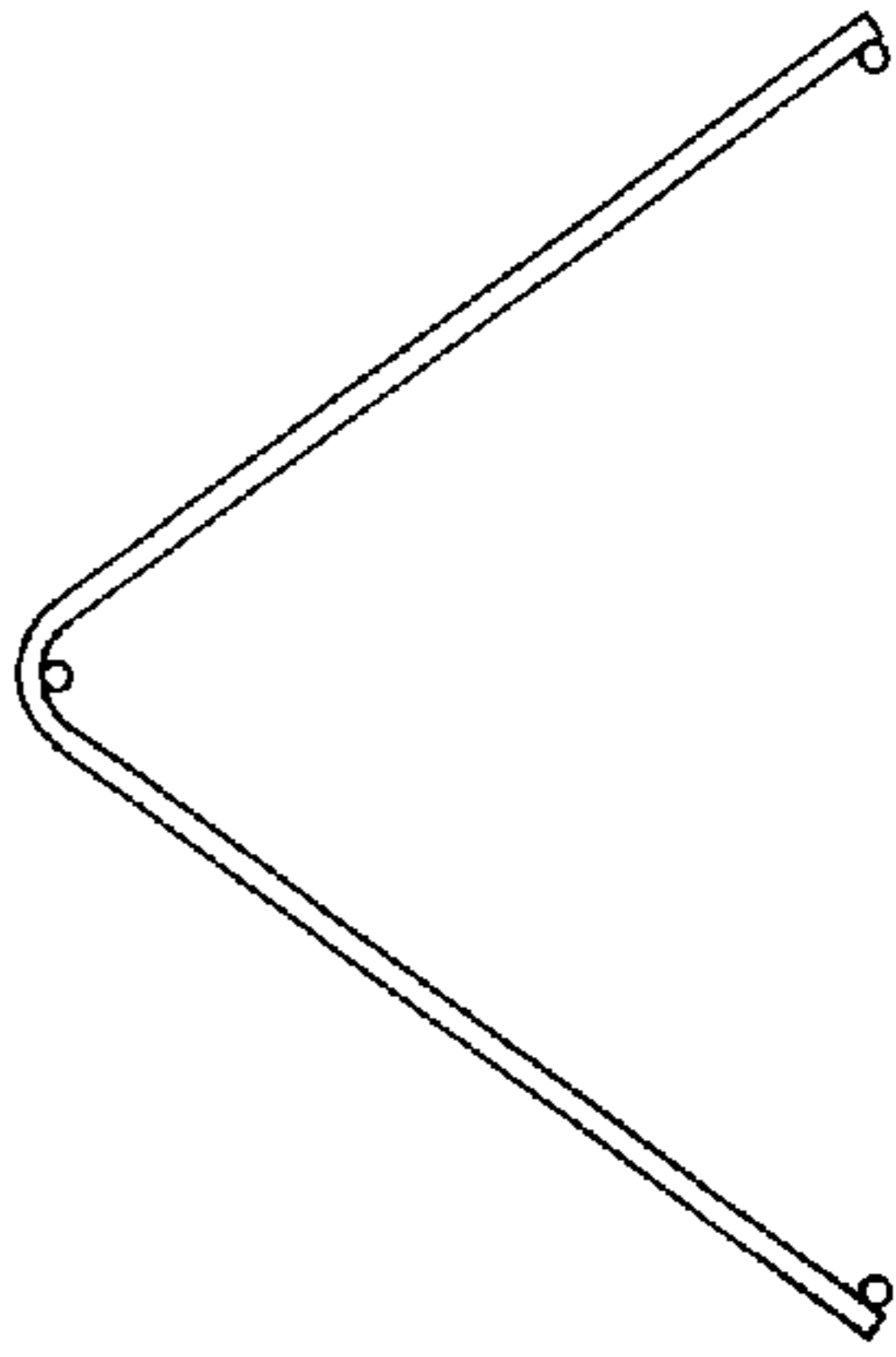


Fig. - 3




Fig. - 4




Fig. - 5

