

US00D583709S

(12) **United States Design Patent**
Bischoff et al.

(10) **Patent No.:** **US D583,709 S**

(45) **Date of Patent:** **** Dec. 30, 2008**

(54) **VEHICLE**

D511,482 S * 11/2005 Warkuss et al. D12/91
D541,702 S * 5/2007 D'Aprile et al. D12/91

(75) Inventors: **Klaus Bischoff**, Evessen (DE); **Marco Antonio Pavone**, Wolfsburg (DE);
Christian Lesmana, Wolfsburg (DE)

* cited by examiner

Primary Examiner—Melody N Brown

(73) Assignee: **Volkswagen AG**, Wolfsburg (DE)

(74) *Attorney, Agent, or Firm*—Klaus P. Stoffel; Wolff & Samson PC

(**) Term: **14 Years**

(57) **CLAIM**

(21) Appl. No.: **29/294,989**

The ornamental design for a vehicle, as shown.

(22) Filed: **Feb. 5, 2008**

DESCRIPTION

(30) **Foreign Application Priority Data**

Aug. 6, 2007 (EM) 000769948

FIG. 1 is a front and left side perspective view of an automobile and/or replica showing my new design;

FIG. 2 is a rear and left side perspective view thereof;

(51) **LOC (8) Cl.** **12-08**

FIG. 3 is a left side elevation view thereof, the right side view is substantially a mirror image of the left side shown;

(52) **U.S. Cl.** **D12/90**

(58) **Field of Classification Search** D12/86,
D12/90-92; 296/181.1, 181.5

FIG. 4 is a front elevation view thereof;

FIG. 5 is a rear elevation view thereof, and;

See application file for complete search history.

FIG. 6 is a left side view thereof;

FIG. 7 is a front view thereof;

(56) **References Cited**

U.S. PATENT DOCUMENTS


D428,584 S * 7/2000 Warkuss D12/91
D459,274 S * 6/2002 Warkuss et al. D12/92
D464,914 S * 10/2002 Warkuss et al. D12/91
D505,096 S * 5/2005 Schreyer et al. D12/91
D508,436 S * 8/2005 Warkuss et al. D12/91

FIG. 8 is a rear view thereof;

FIG. 9 is a top view thereof; and,

FIG. 10 is a bottom view thereof.

1 Claim, 10 Drawing Sheets






Fig. 1




Fig. 2




Fig. 3




Fig. 4




Fig. 5




Fig. 6



Fig. 7



Fig. 8




Fig. 9




Fig. 10