



US00D583706S

(12) **United States Design Patent**  
**Gilbert**

(10) **Patent No.:** **US D583,706 S**  
(45) **Date of Patent:** **\*\* Dec. 30, 2008**

(54) **BRASSIERE STRAP CLIP**

(76) Inventor: **Sarah Gilbert**, 61 Morning Glory,  
Rancho Santa Margarita, CA (US) 92688

(\*\*) Term: **14 Years**

(21) Appl. No.: **29/293,289**

(22) Filed: **Nov. 14, 2007**

(51) **LOC (8) Cl.** ..... **02-07**

(52) **U.S. Cl.** ..... **D11/210**

(58) **Field of Classification Search** ..... D11/1-2,  
D11/86, 87, 200-201, 206-210, 212-216,  
D11/218; 24/163 R, 169-171, 173, 177-179,  
24/191, 194-195, 197, 200, 303; 450/36,  
450/62, 86; 63/32; D2/75

See application file for complete search history.

(56) **References Cited**

**U.S. PATENT DOCUMENTS**

D28,722 S *	5/1898	Forsheim	.....	D11/200
1,489,731 A	4/1924	Baldwin		
4,612,935 A	9/1986	Greifer		
5,149,293 A	9/1992	Gable		
D369,129 S *	4/1996	Fildan	.....	D11/210
D369,722 S *	5/1996	Lopez et al.	.....	D7/605
5,590,545 A *	1/1997	Norris	.....	24/563
D410,411 S *	6/1999	Fildan	.....	D11/210
5,935,044 A	8/1999	Brewster		

5,964,642 A	10/1999	Fildan		
D432,946 S	10/2000	Gorelick		
6,163,937 A	12/2000	McKinnis et al.		
6,381,752 B1	5/2002	Cartelli		
D486,294 S	2/2004	Stuntz et al.		
D572,626 S *	7/2008	Merriam-Smith	.....	D11/200
7,410,407 B2 *	8/2008	Krammel	.....	450/58

\* cited by examiner

*Primary Examiner*—R. Seifert

(74) *Attorney, Agent, or Firm*—Robert C. Montgomery;  
Eugene A. Vittone, II

(57) **CLAIM**

The ornamental design for a brassiere strap clip, as shown and described.

**DESCRIPTION**

FIG. 1 is a perspective view of a brassiere strap clip, as shown and described in an environmental view as installed on a brassiere;

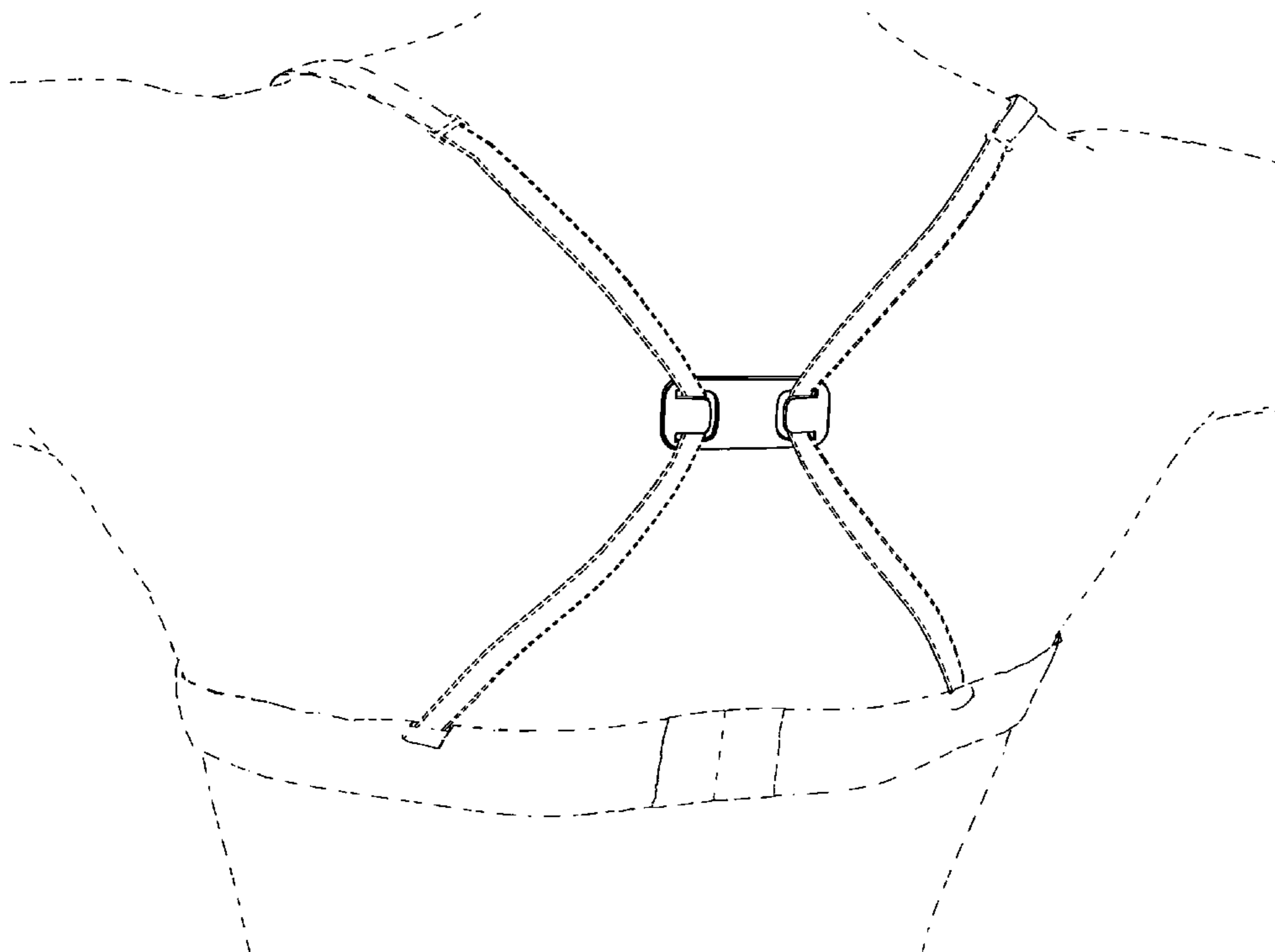
FIG. 2 is a front view thereof;

FIG. 3 is a side thereof; and,

FIG. 4 is a top view thereof.

It being understood that the broken lines in FIG. 1 are for illustrative purposes only and form no part of the claimed design.

**1 Claim, 2 Drawing Sheets**



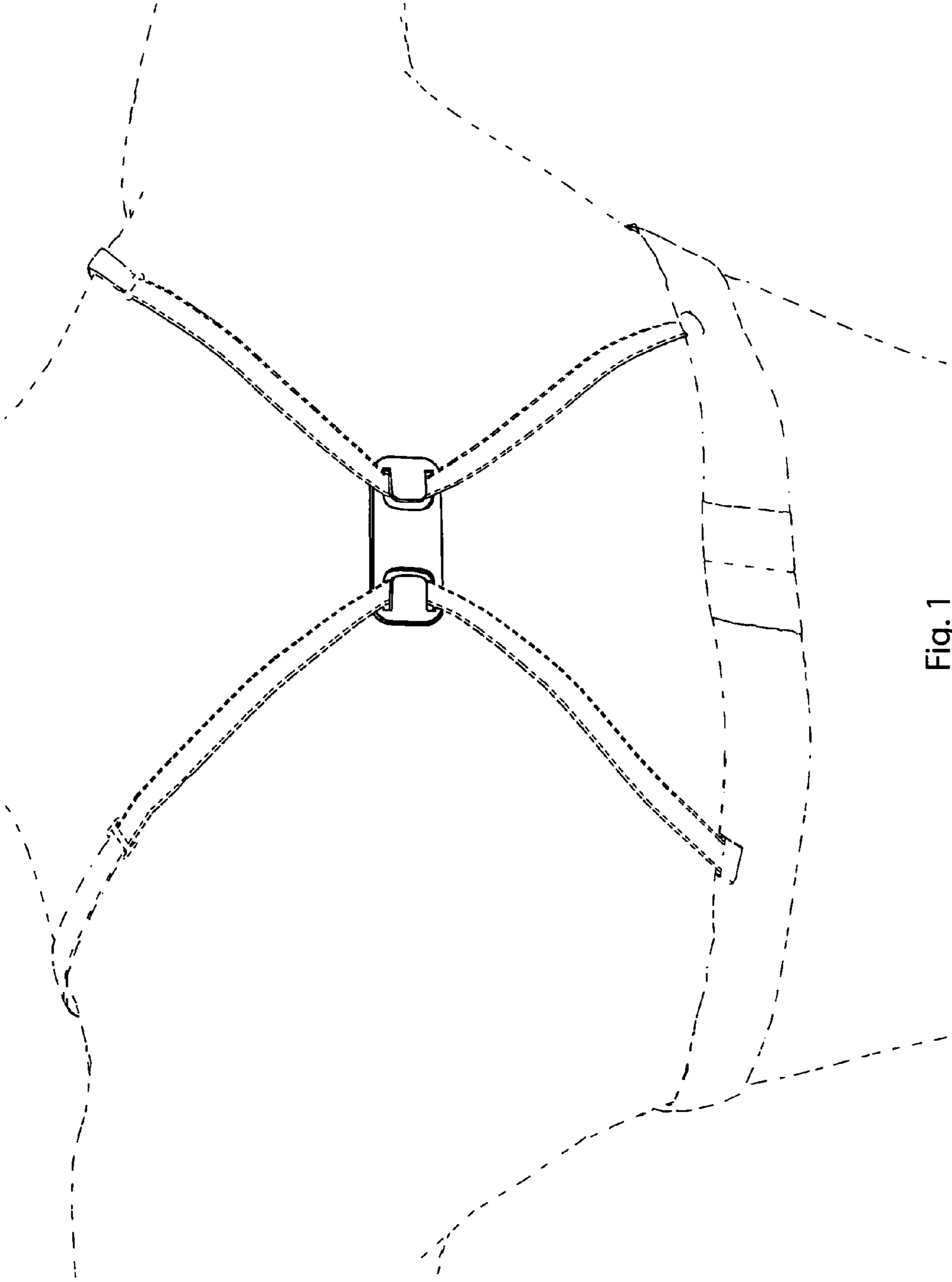


Fig. 1

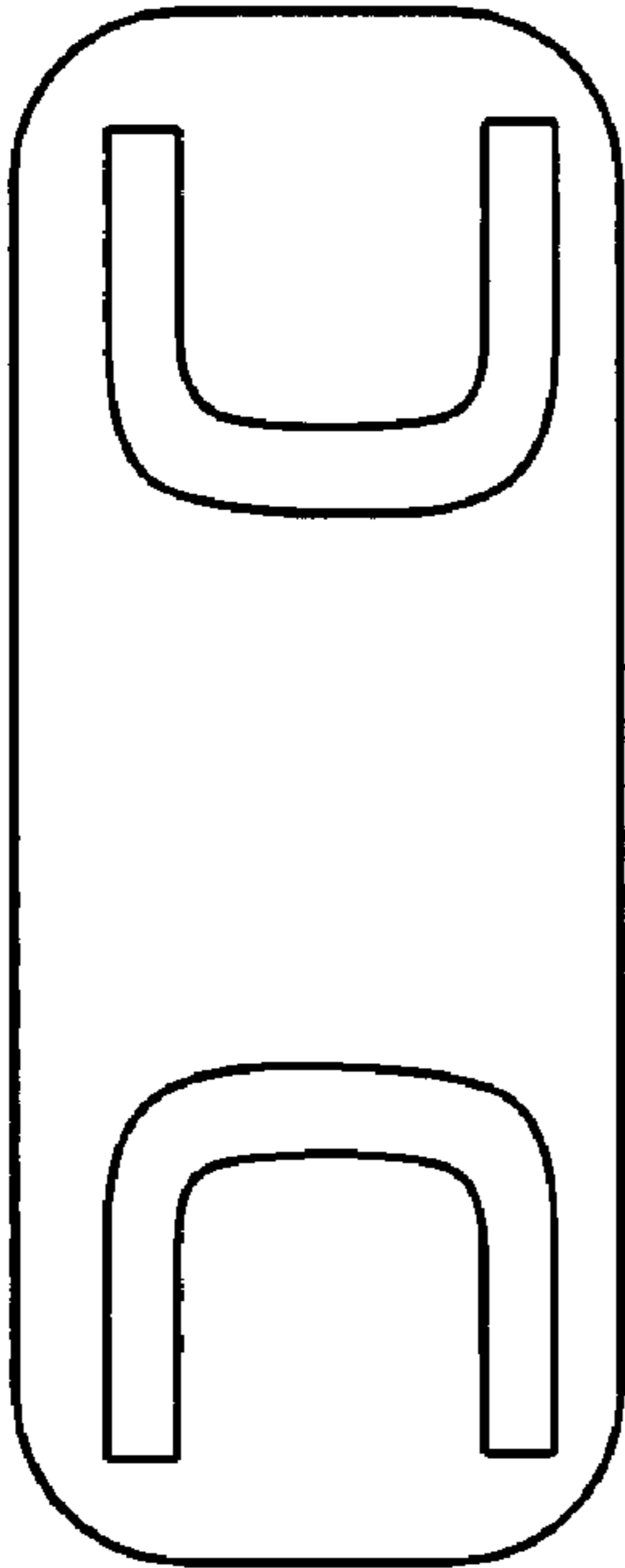


Fig. 2



Fig. 4




Fig. 3