



US00D583698S

(12) **United States Design Patent**  
**Bottenfield et al.**

(10) **Patent No.:** **US D583,698 S**  
(45) **Date of Patent:** **\*\* Dec. 30, 2008**

(54) **CHARM DESIGN**

D404,334 S \* 1/1999 Welsh ..... D11/26  
D466,041 S \* 11/2002 Goserud ..... D11/79

(76) Inventors: **Kent Dennis Bottenfield**, 1512  
Birchwood Cir., Franklin, TN (US)  
37064; **Jeffrie Todd White**, 1512  
Birchwood Cir., Franklin, TN (US)  
37064; **Pamela Joyce Bottenfield**, 1512  
Birchwood Cir., Franklin, TN (US)  
37064

\* cited by examiner

*Primary Examiner*—R. Seifert  
(74) *Attorney, Agent, or Firm*—David D. Winters

(\*\*) **Term:** **14 Years**

(21) **Appl. No.:** **29/292,180**

(22) **Filed:** **Oct. 1, 2007**

(51) **LOC (8) Cl.** ..... **11-01**

(52) **U.S. Cl.** ..... **D11/79**

(58) **Field of Classification Search** ..... D11/1-2,  
D11/40-41, 43-50, 53, 56, 60, 63, 65, 67,  
D11/75-78.1, 86, 89, 95-105, 108-109, 115-116,  
D11/81, 82, 83; 63/1.11, 1.12, 1.13, 1.14,  
63/1.16, 1.18, 13, 14.1, 35, 38, 39  
See application file for complete search history.

(56) **References Cited**

**U.S. PATENT DOCUMENTS**

2,431,827 A \* 12/1947 Rado ..... 40/621

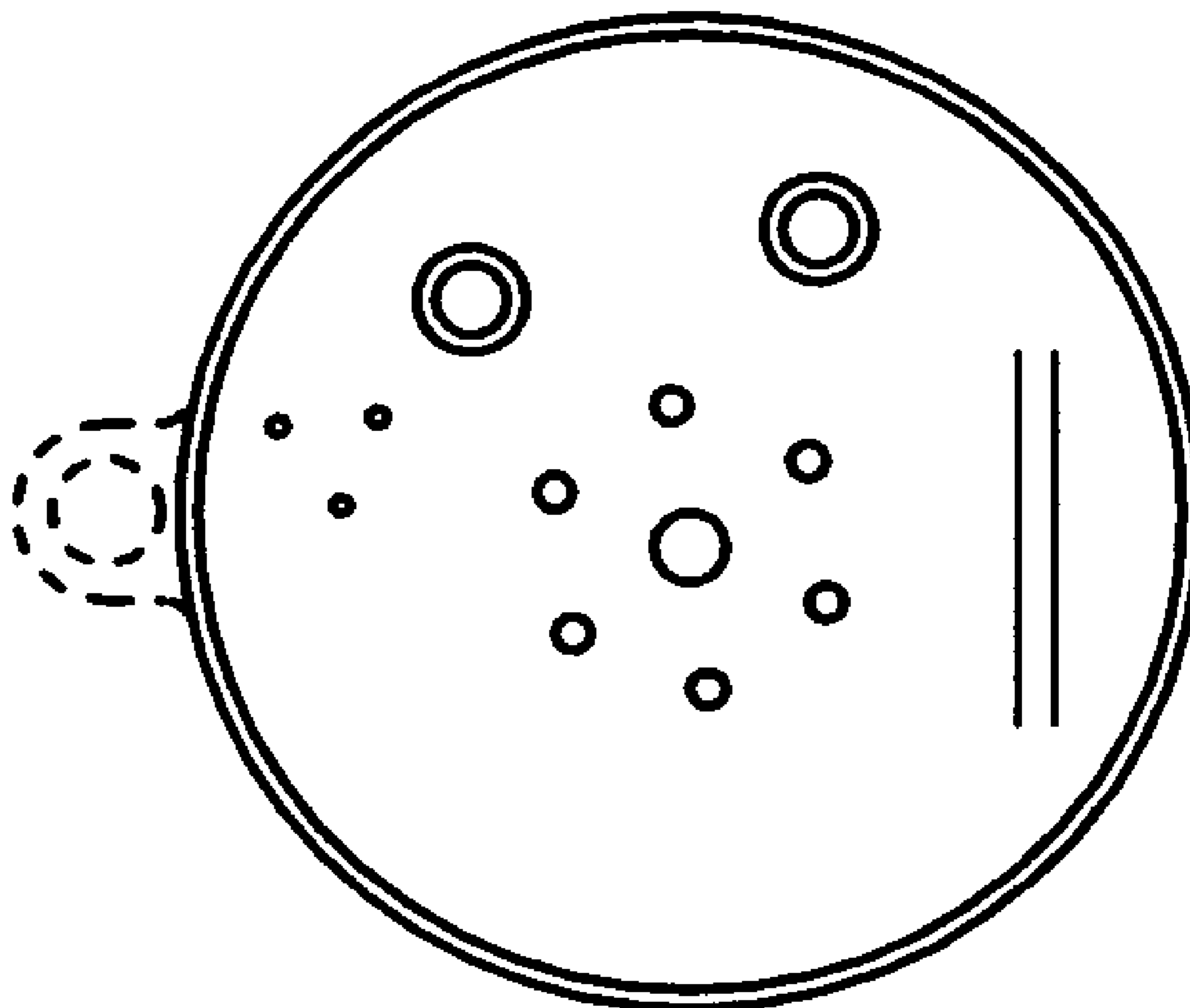
(57) **CLAIM**

The ornamental design for charm design, as shown and described.

**DESCRIPTION**

FIG. 1 is a front view of the charm design.  
FIG. 2 is a back view of the charm design  
FIG. 3 is a bottom view of the charm design.  
FIG. 4 is a top view of the charm design.  
FIG. 5 is a right side view of the charm design; and,  
FIG. 6 is a left side view of the charm design.  
It being understood that the broken lines are for illustrative purposes only and form no part of the claimed design.

**1 Claim, 1 Drawing Sheet**



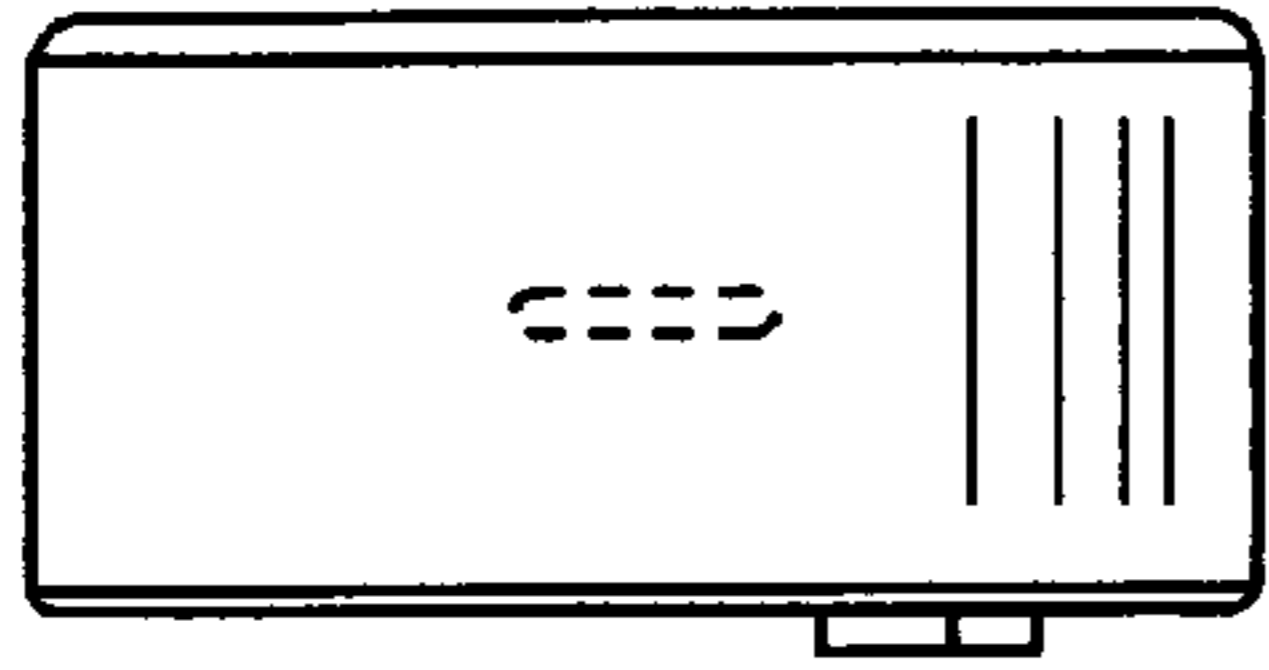


Fig 1

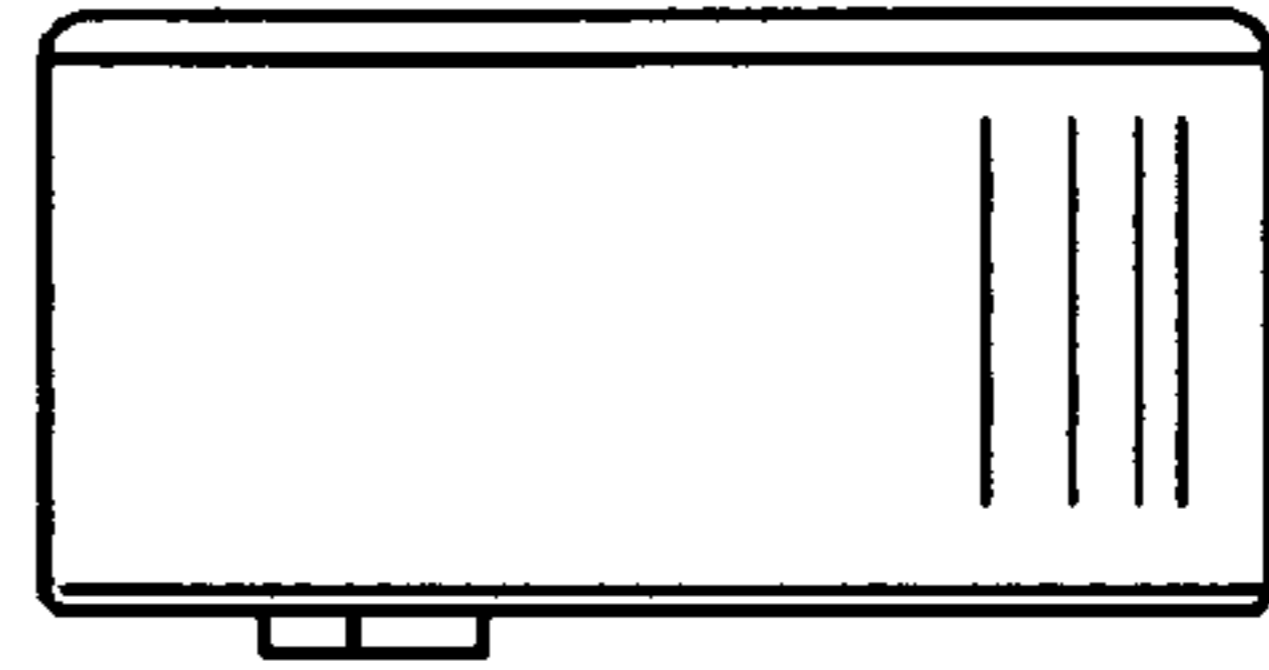


Fig 2

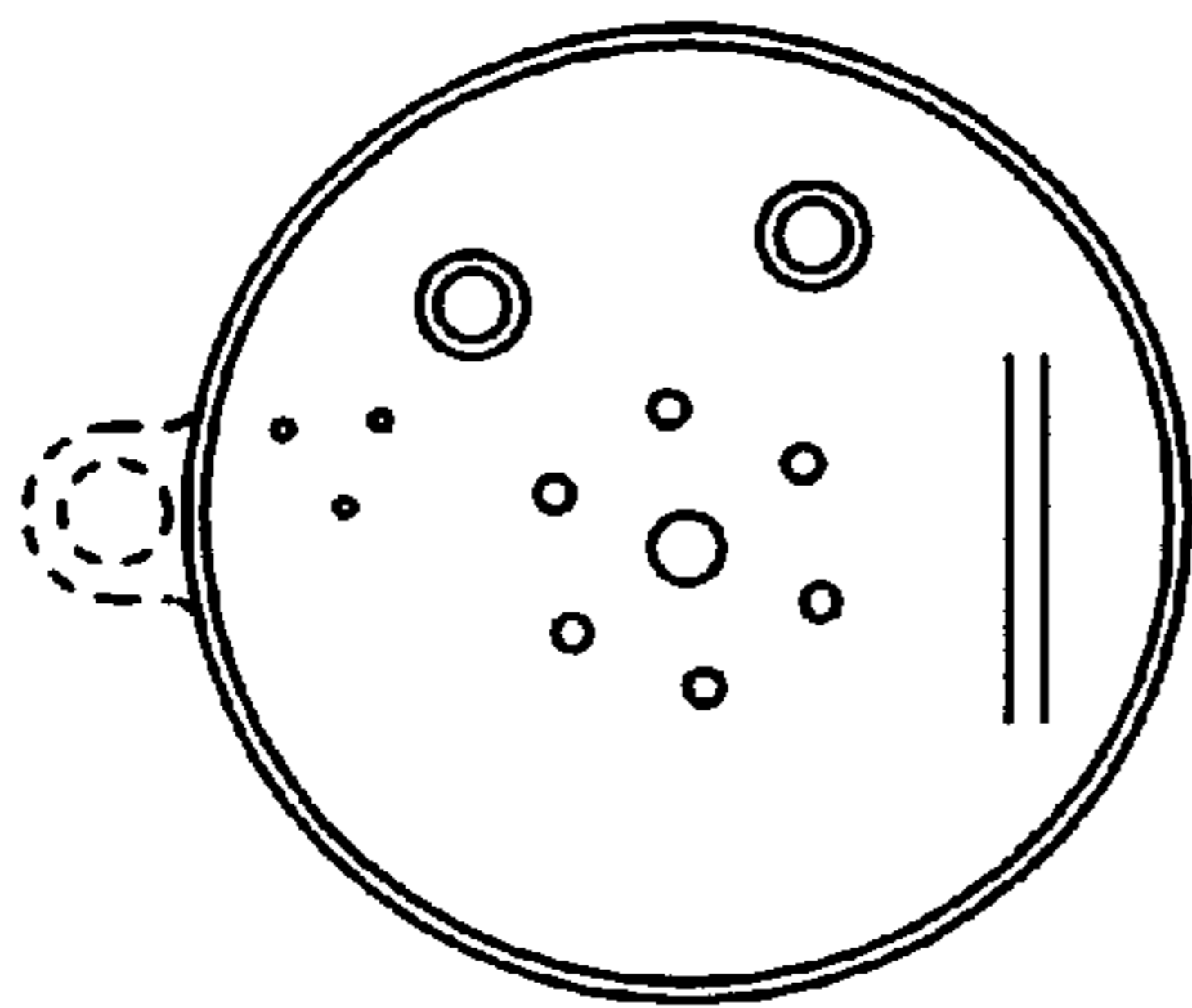


Fig 3

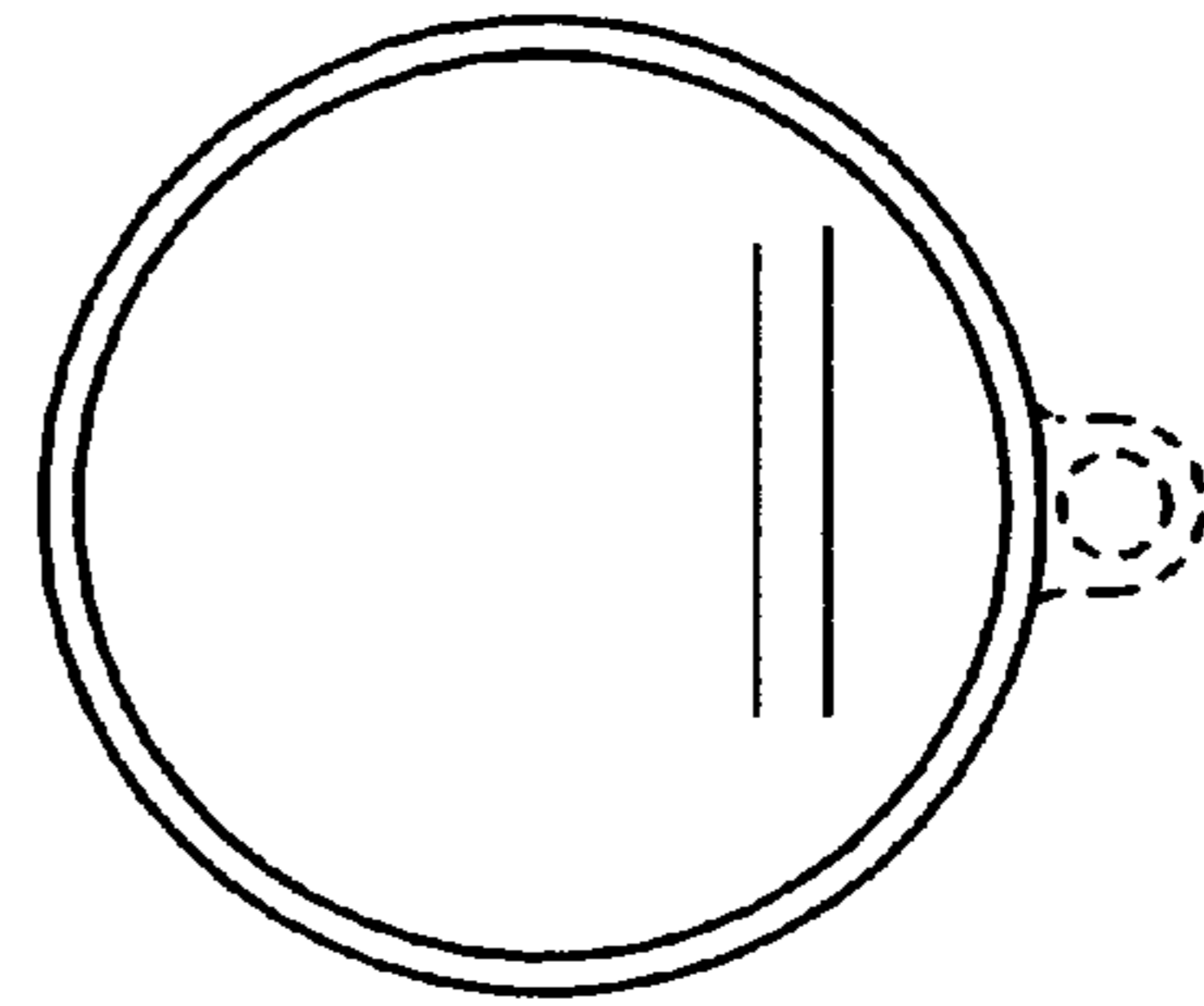


Fig 4




Fig 5




Fig 6