



US00D583684S

(12) **United States Design Patent**  
**Goyet**

(10) **Patent No.:** **US D583,684 S**

(45) **Date of Patent:** **\*\* Dec. 30, 2008**

(54) **WATCH CASE**

(75) Inventor: **Damien Goyet**, Grenchen (CH)

(73) Assignee: **Swatch AG (Swatch SA) (Swatch Ltd.)**,  
Biel/Bienne (CH)

(\*\*) Term: **14 Years**

(21) Appl. No.: **29/319,743**

(22) Filed: **Jun. 13, 2008**

(30) **Foreign Application Priority Data**

Feb. 21, 2008 (WO) ..... DM/069 762

(51) **LOC (8) Cl.** ..... **10-02**

(52) **U.S. Cl.** ..... **D10/38**

(58) **Field of Classification Search** ..... D10/30-39;  
368/276, 281, 282, 285, 294, 295, 308  
See application file for complete search history.

(56) **References Cited**

**U.S. PATENT DOCUMENTS**

D322,411 S *	12/1991	Schneider	.....	D10/39
D331,884 S *	12/1992	Wunderman	.....	D10/32
D361,529 S *	8/1995	Sakai et al.	.....	D10/39
D379,313 S *	5/1997	Riley	.....	D10/30
D379,768 S *	6/1997	Osit	.....	D10/30
D380,698 S *	7/1997	Paredes	.....	D10/128
D384,293 S *	9/1997	Woo et al.	.....	D10/30
D384,295 S *	9/1997	Riley	.....	D10/30
D401,863 S *	12/1998	Fujihara et al.	.....	D10/30
D412,287 S *	7/1999	Cattin	.....	D10/30

D413,816 S *	9/1999	Schiavo et al.	.....	D10/30
D421,395 S *	3/2000	Paredes	.....	D10/30
D464,273 S *	10/2002	Nussbaum	.....	D10/30
D470,421 S *	2/2003	Ramazzina	.....	D10/30
D484,815 S *	1/2004	Baumann	.....	D10/32
D509,216 S *	9/2005	Yamamoto et al.	.....	D14/344
D527,282 S *	8/2006	Nakai et al.	.....	D10/38
D538,681 S *	3/2007	Quintavalle	.....	D10/38
D558,614 S *	1/2008	Strasser	.....	D10/38
D564,909 S *	3/2008	Kume	.....	D10/38

\* cited by examiner

*Primary Examiner*—Lucy Lieberman

(74) *Attorney, Agent, or Firm*—Collen IP; Donald J. Ranft

(57) **CLAIM**

The ornamental design for a watch case, as shown and described.

**DESCRIPTION**

FIG. 1 is a left side perspective view of my new, ornamental and original design for a watch case;

FIG. 2 is a right side perspective view thereof;

FIG. 3 is a front view thereof;

FIG. 4 is rear view thereof;

FIG. 5 is a right side view thereof;

FIG. 6 is a left side view thereof;

FIG. 7 is a bottom view thereof; and,

FIG. 8 is a top view thereof.

**1 Claim, 3 Drawing Sheets**

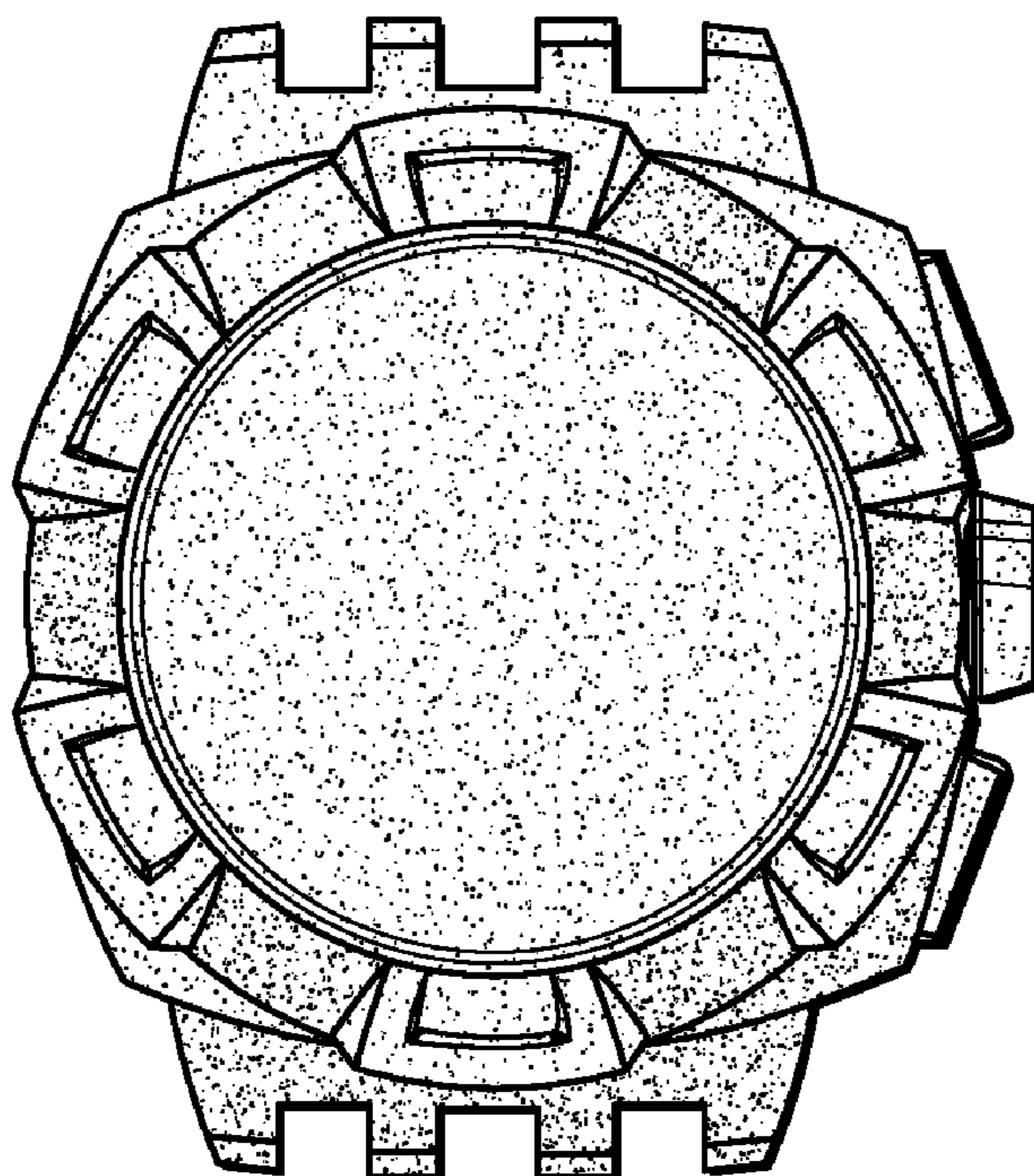


Fig. 1

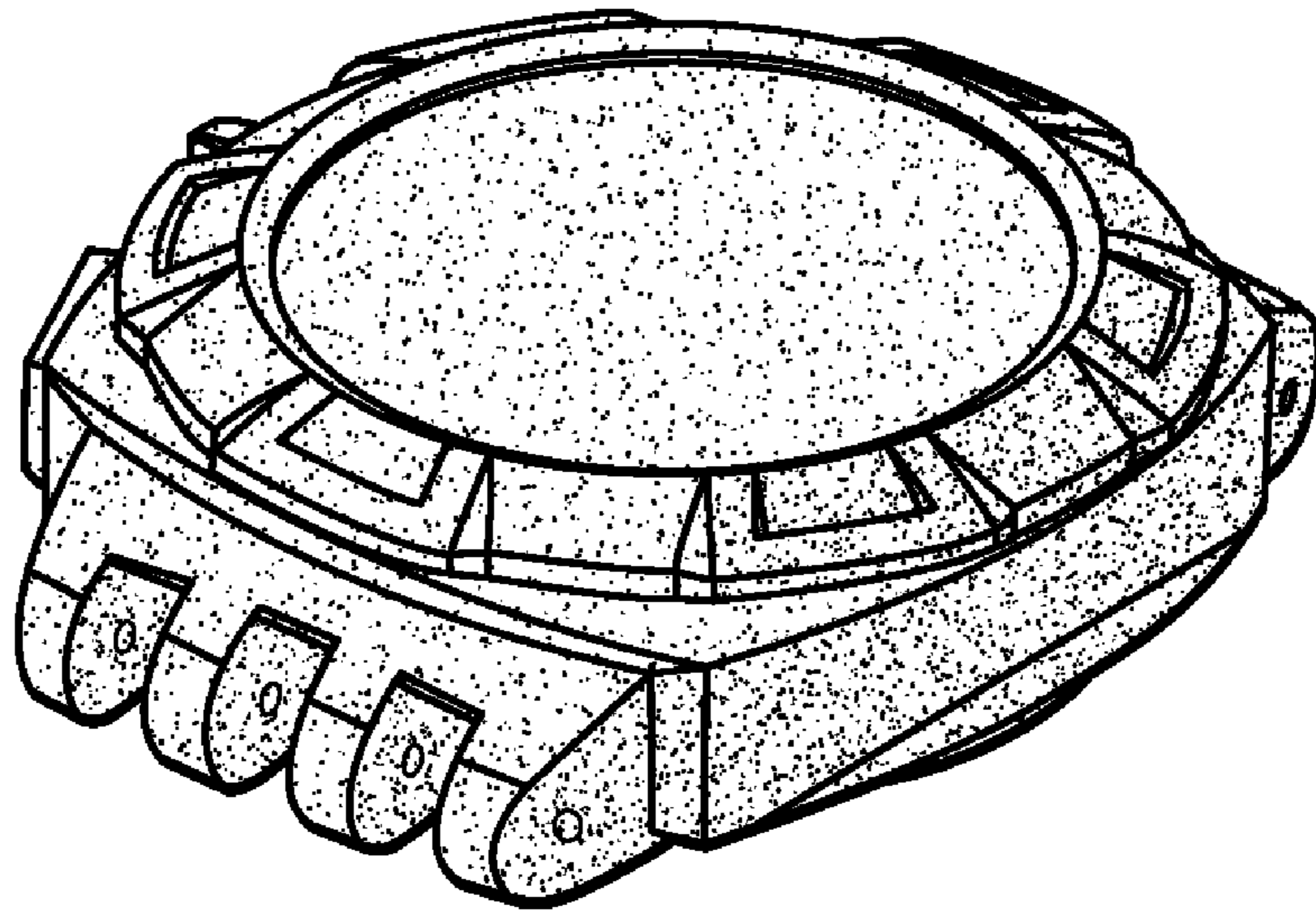


Fig. 2

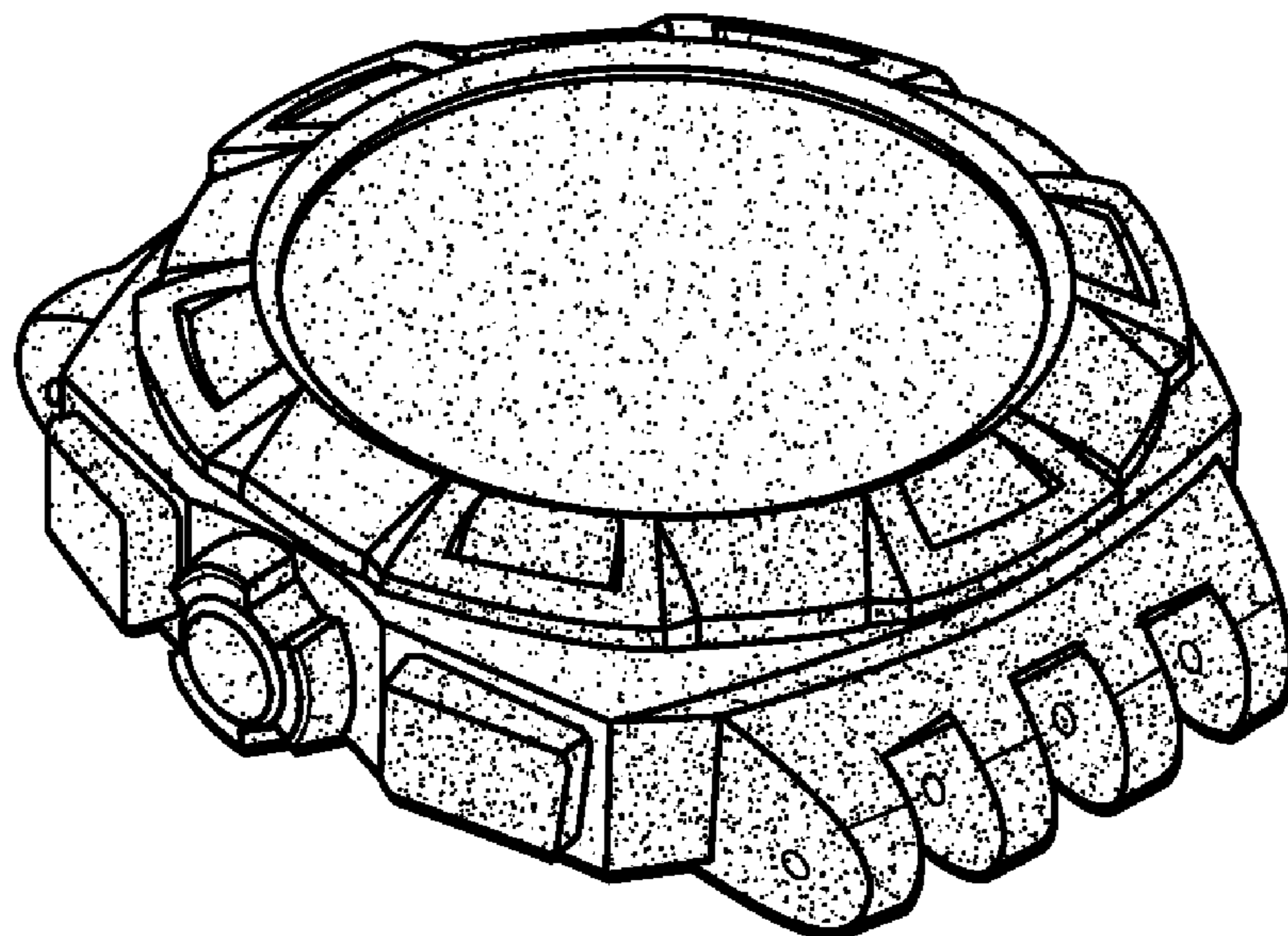


Fig. 3

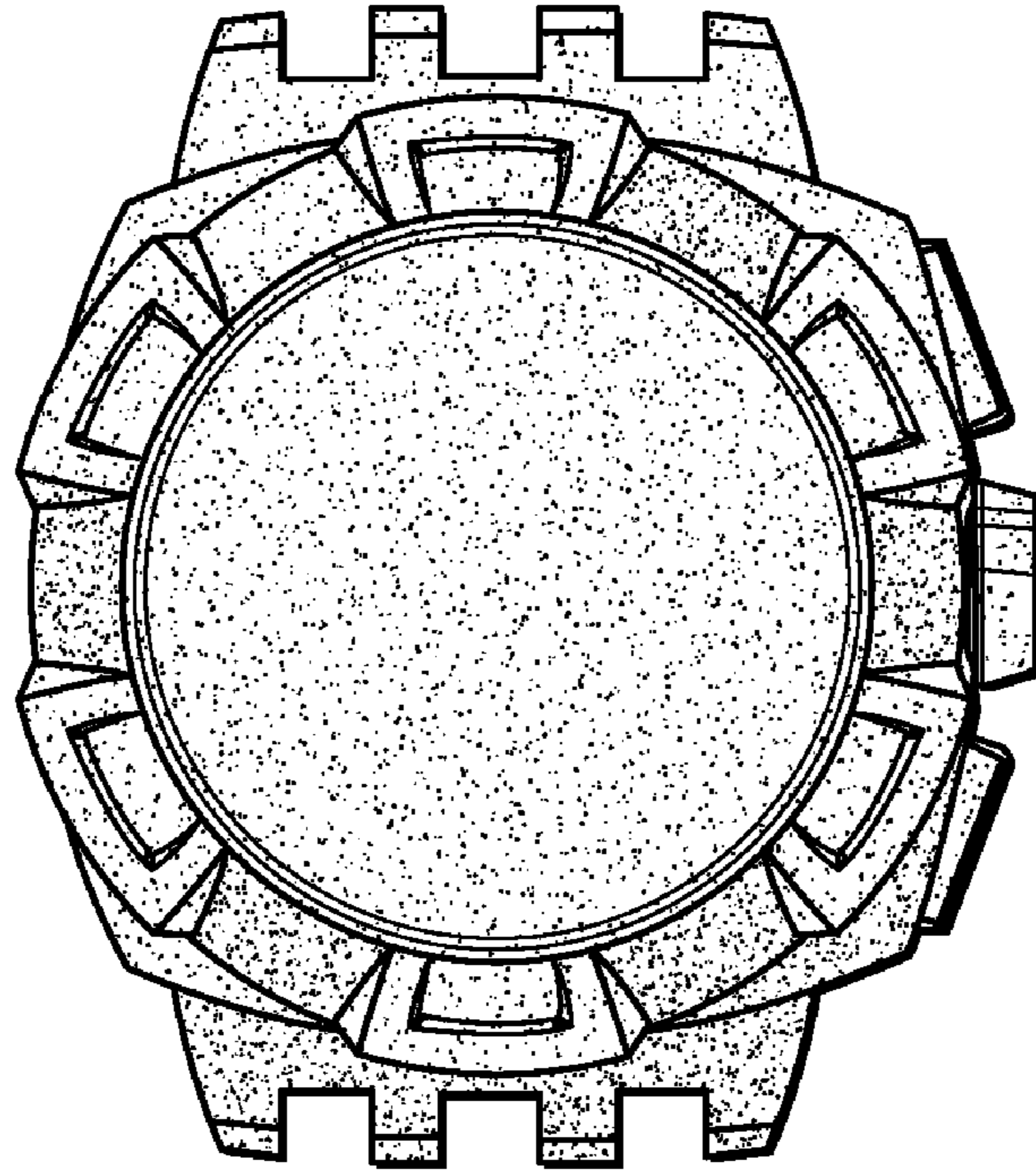


Fig. 4

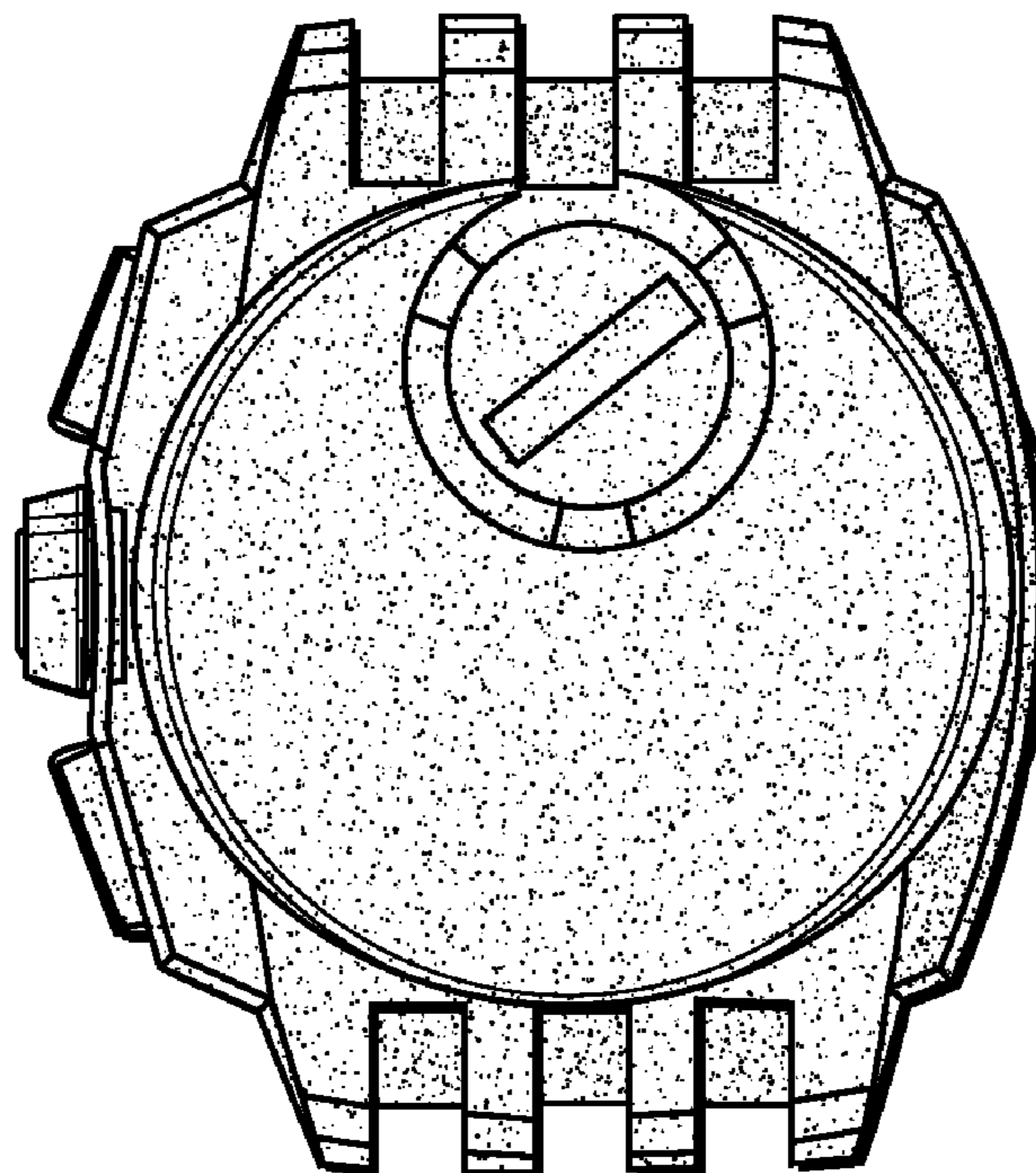


Fig. 5

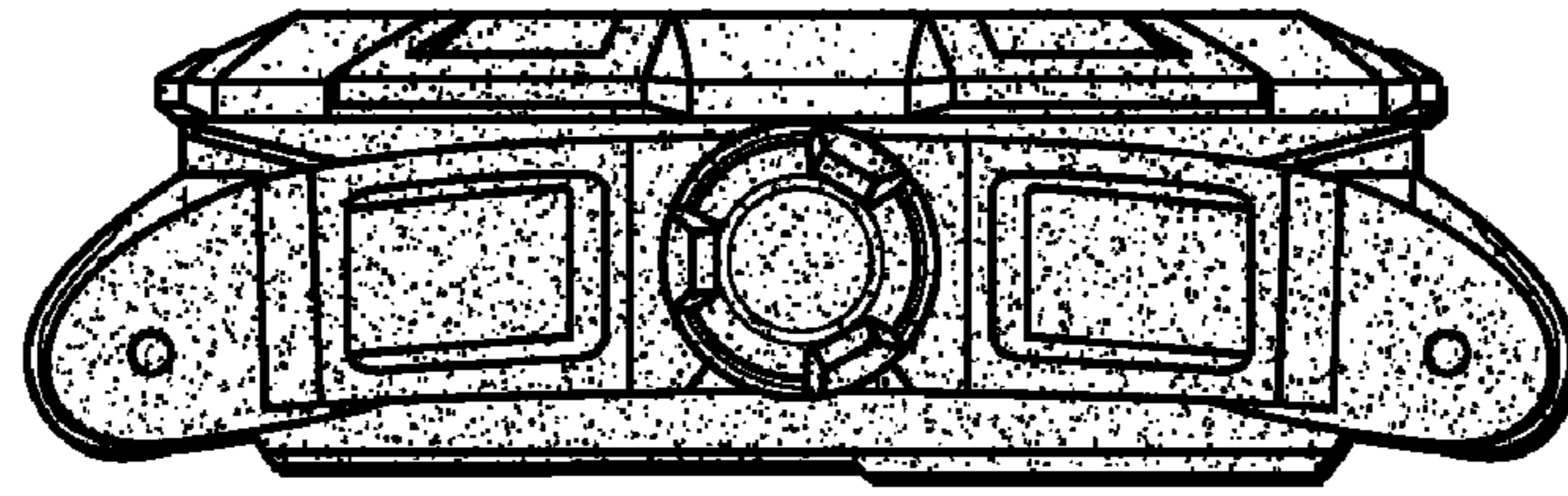


Fig. 6

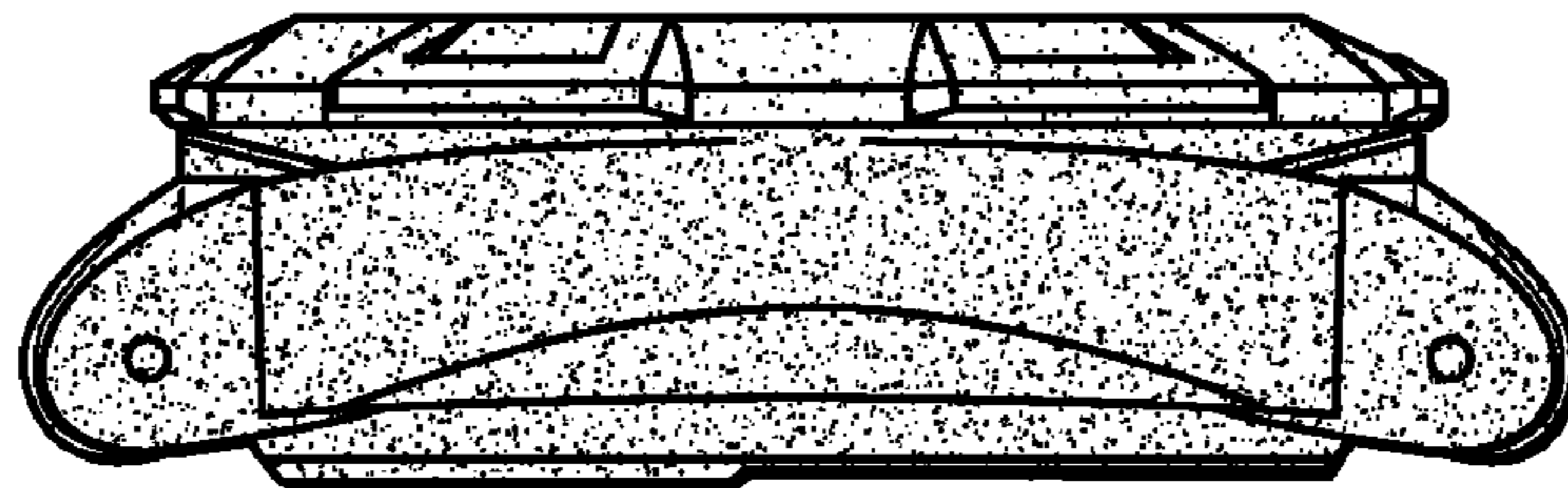


Fig. 7

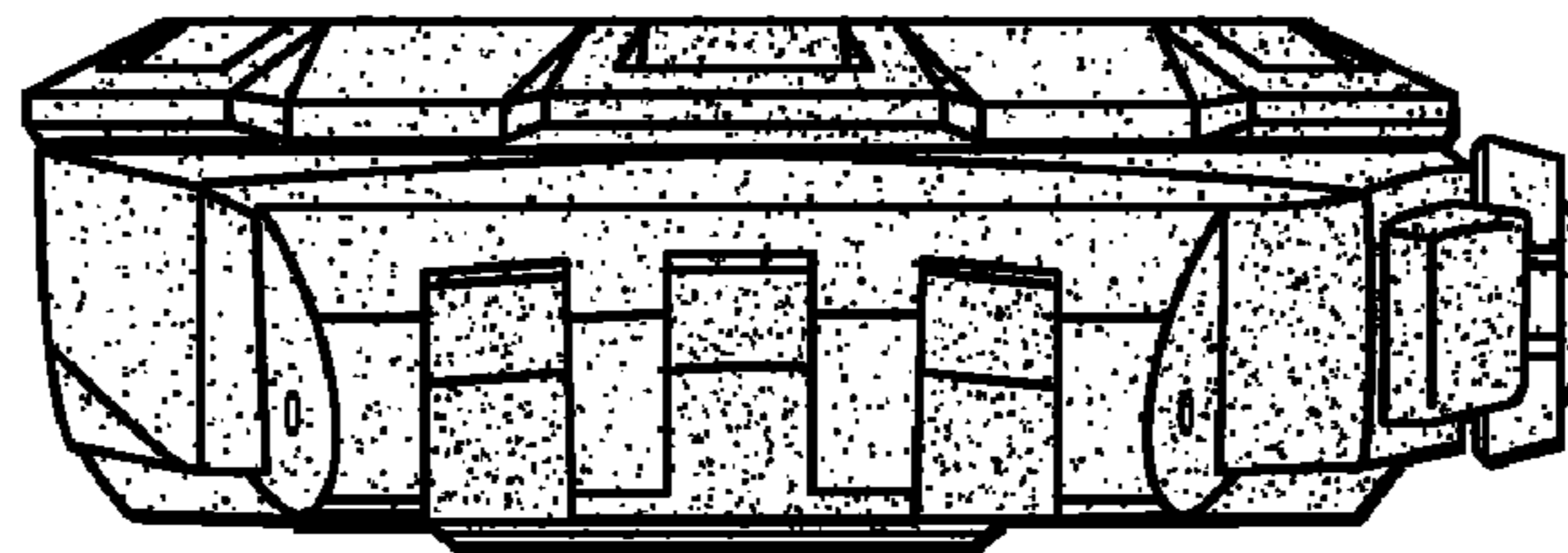


Fig. 8

