



US00D583683S

(12) **United States Design Patent**
Tripet

(10) **Patent No.:** **US D583,683 S**
(45) **Date of Patent:** **** Dec. 30, 2008**

(54) **WATCH**

(75) Inventor: **Guillaume Tripet**, Corcelles (CH)

(73) Assignee: **Perrelet S. A.**, Neuchatel (CH)

(**) Term: **14 Years**

(21) Appl. No.: **29/321,830**

(22) Filed: **Jul. 24, 2008**

Related U.S. Application Data

(62) Division of application No. 29/276,146, filed on Jan. 17, 2007, now Pat. No. Des. 576,891.

(30) **Foreign Application Priority Data**

Sep. 21, 2006 (WO) DM/068 175

(51) **LOC (8) Cl.** **10-02**

(52) **U.S. Cl.** **D10/33; D10/39**

(58) **Field of Classification Search** D10/30-39,
D10/122-132; 368/276, 281, 282, 285, 15-18,
368/28, 308, 319, 223, 228, 232, 80
See application file for complete search history.

(56) **References Cited**

U.S. PATENT DOCUMENTS

- D19,634 S * 2/1890 Benfield D10/33
- 508,467 A * 11/1893 Clark 368/18
- D48,658 S * 2/1916 Vaipan D10/126
- D151,301 S * 10/1948 Tuffo D10/31
- 3,183,659 A * 5/1965 Etienne 368/220
- D212,773 S * 11/1968 Booth D10/126
- 3,721,083 A * 3/1973 Jauch 368/18
- 4,766,579 A * 8/1988 Sporning 368/190

- D302,133 S * 7/1989 Woomer D10/39
- 4,881,213 A * 11/1989 Zaslowsky 368/15
- D381,588 S * 7/1997 Weston D10/32
- D382,211 S * 8/1997 Bodino D10/30
- D423,953 S * 5/2000 Kauffmann D10/39
- D458,853 S * 6/2002 Finazzi D10/39
- D479,137 S * 9/2003 Kauffmann D10/39
- D552,490 S * 10/2007 Laucella D10/31
- D559,130 S * 1/2008 Laucella D10/39
- D563,817 S * 3/2008 Nataf D10/126
- D564,370 S * 3/2008 Bove et al. D10/38
- D575,653 S * 8/2008 Nataf D10/126
- 2005/0281136 A1 * 12/2005 Wilmouth et al. 368/28

* cited by examiner

Primary Examiner—Lucy Lieberman

(74) *Attorney, Agent, or Firm*—Collen IP; Donald J. Ranft

(57) **CLAIM**

The ornamental design for a watch, as shown and described.

DESCRIPTION

FIG. 1 is front view of my new, original and ornamental design for a watch;

FIG. 2 is a rear view thereof;

FIG. 3 is a left side view thereof;

FIG. 4 is a right side view thereof;

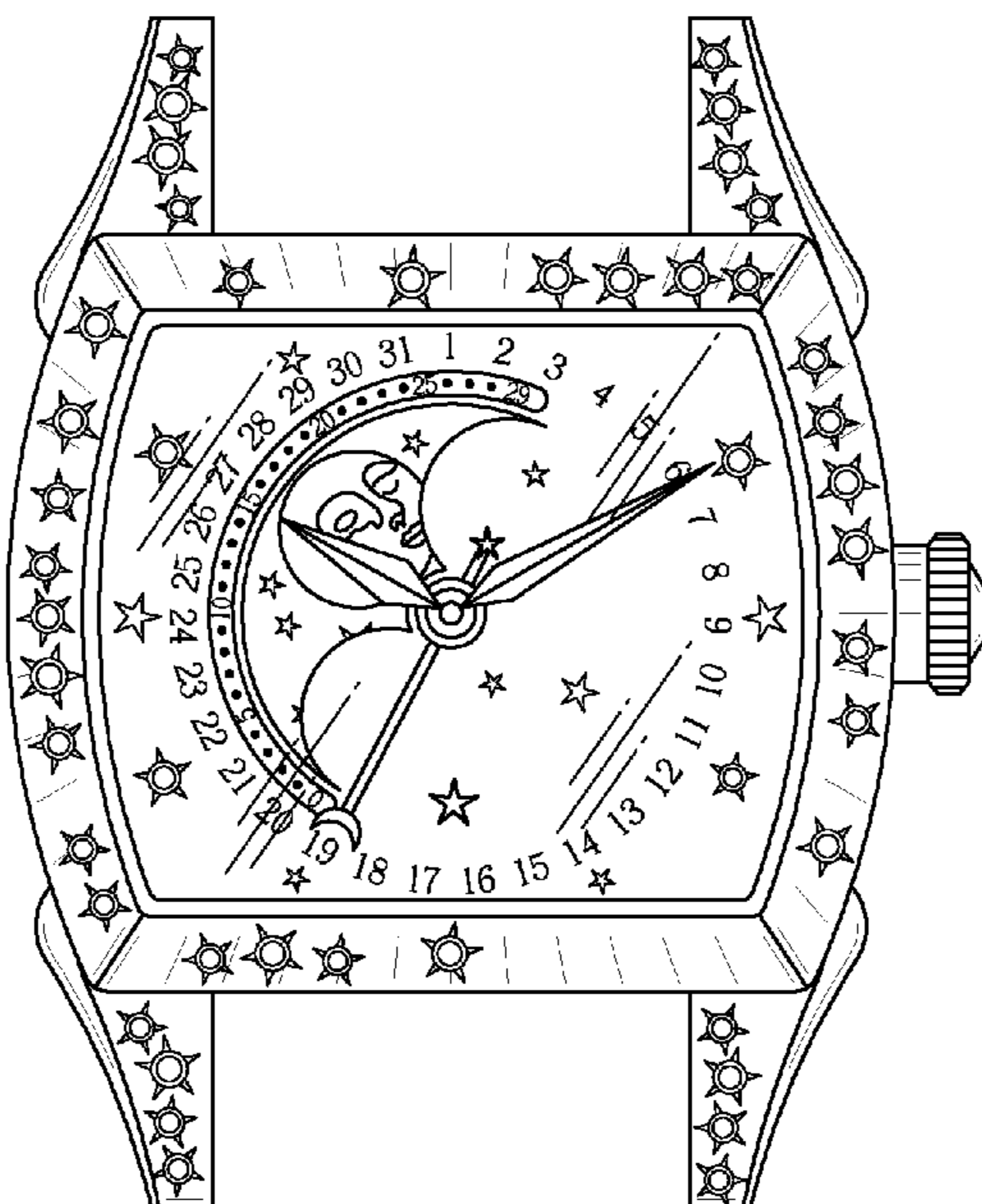
FIG. 5 is a bottom view thereof

FIG. 6 is a top view thereof; and,

FIG. 7 is a bottom, front and right side perspective view of a watch shown with the moon display in a different position.

The broken lines shown in FIG. 2 are for illustrative purposes only and form no part of the claimed design.

1 Claim, 4 Drawing Sheets



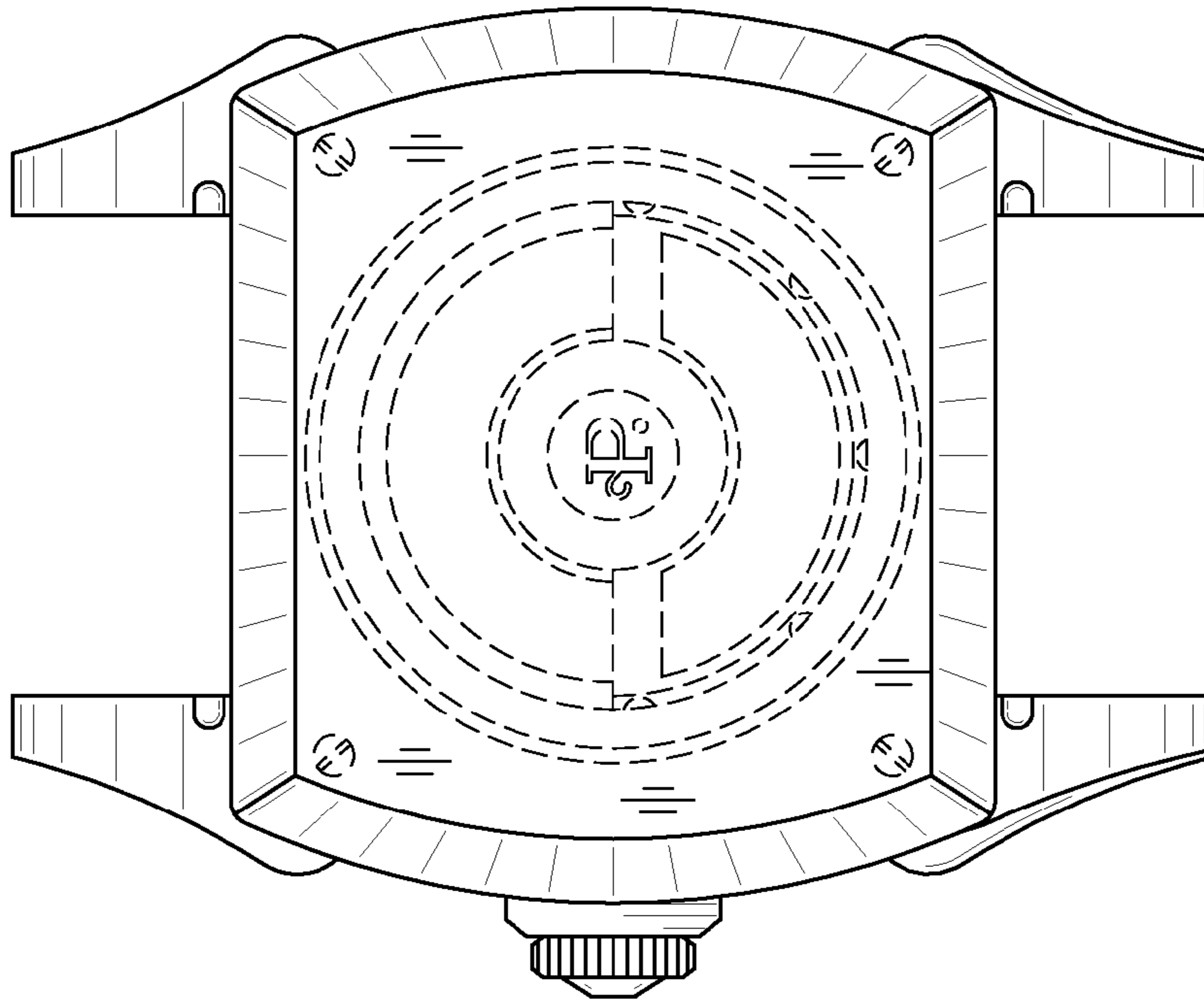


FIG. 2




FIG. 1

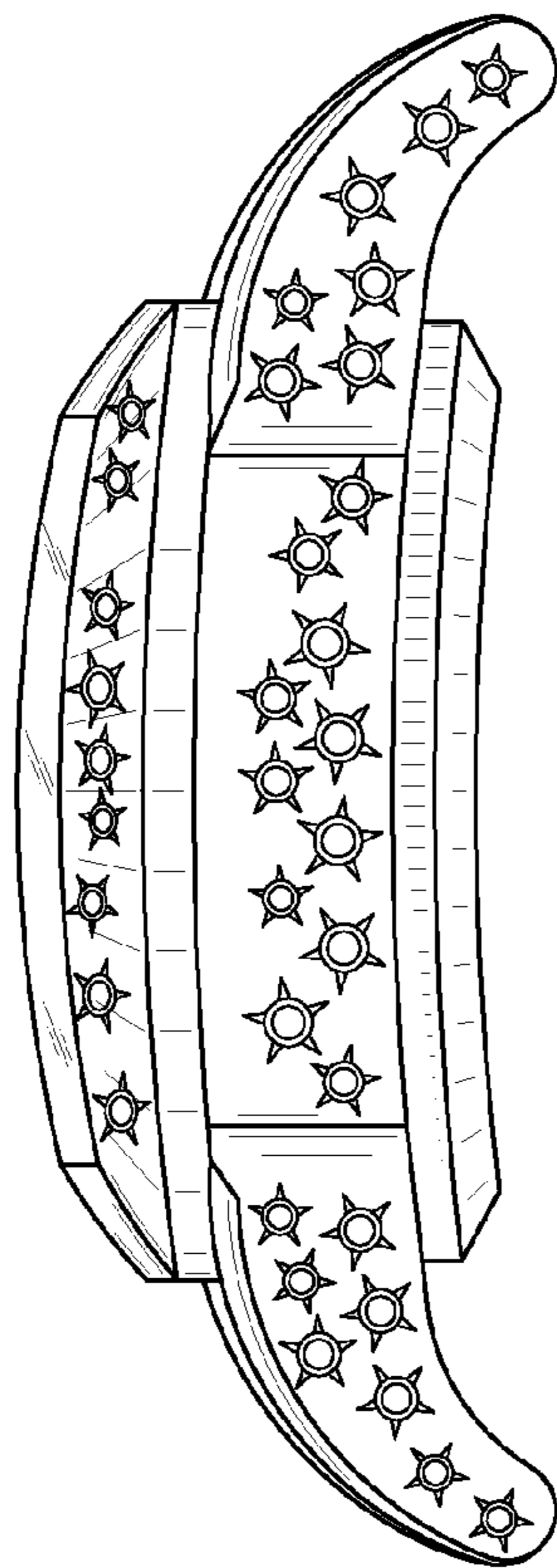


FIG. 3

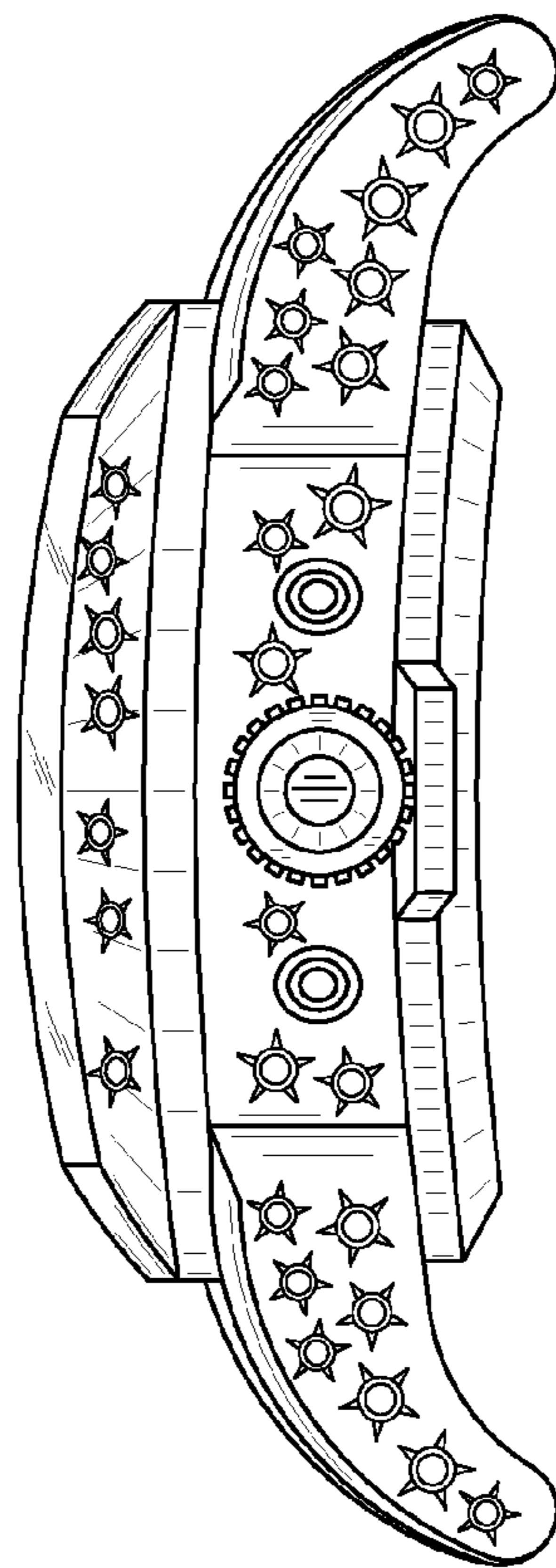


FIG. 4

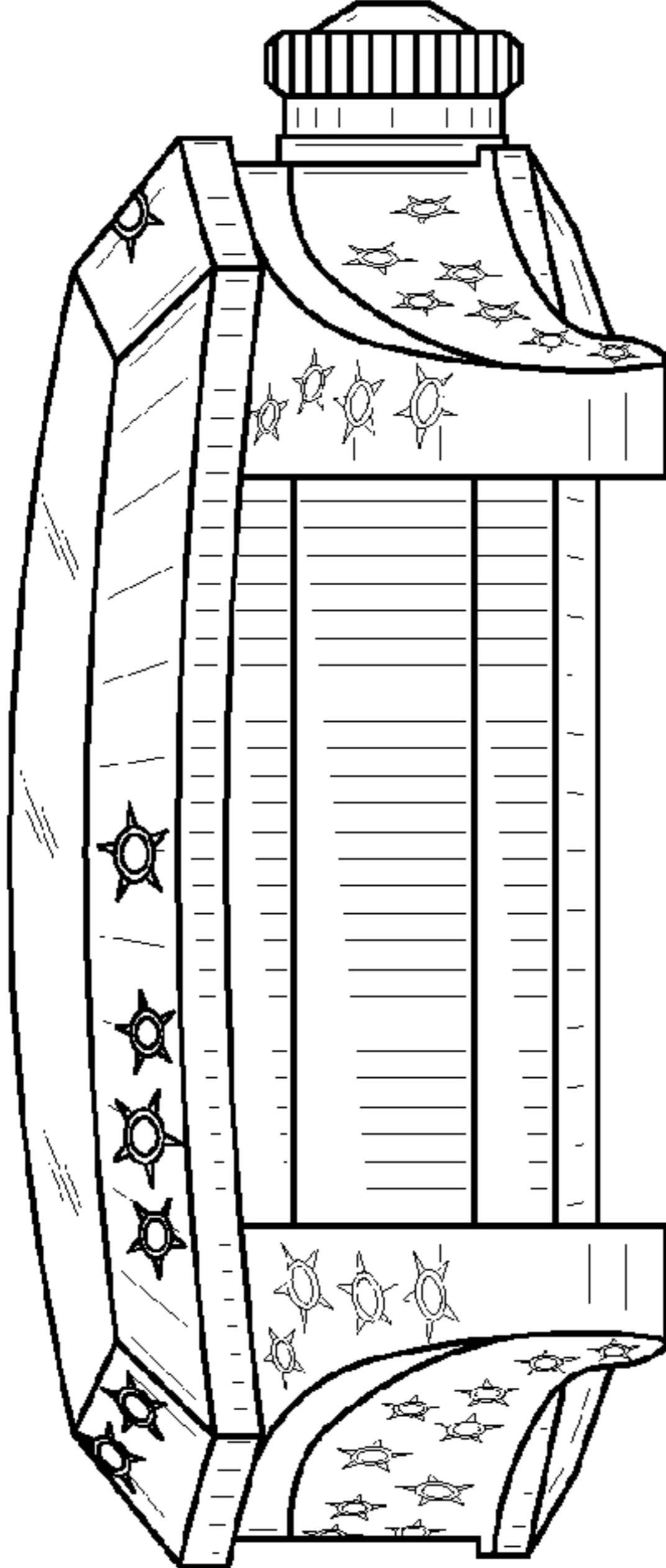


FIG. 5

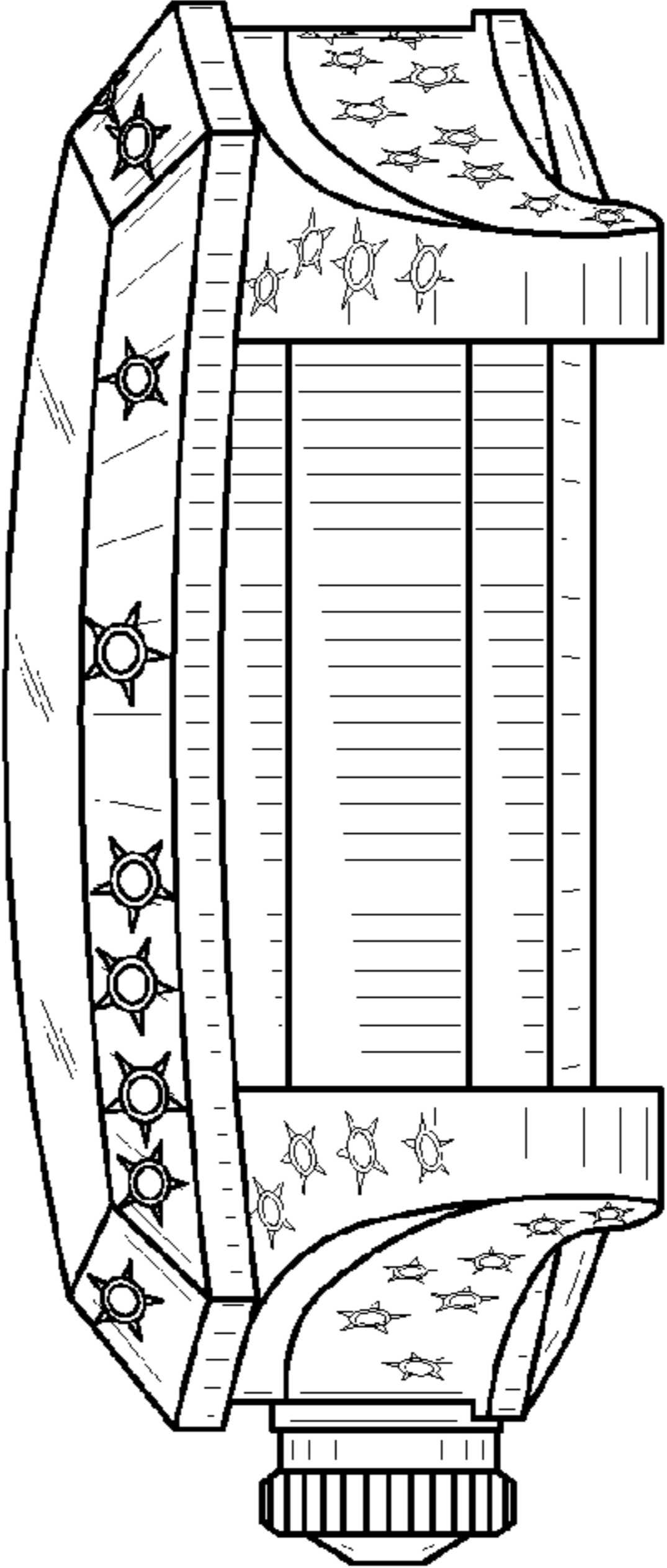


FIG. 6

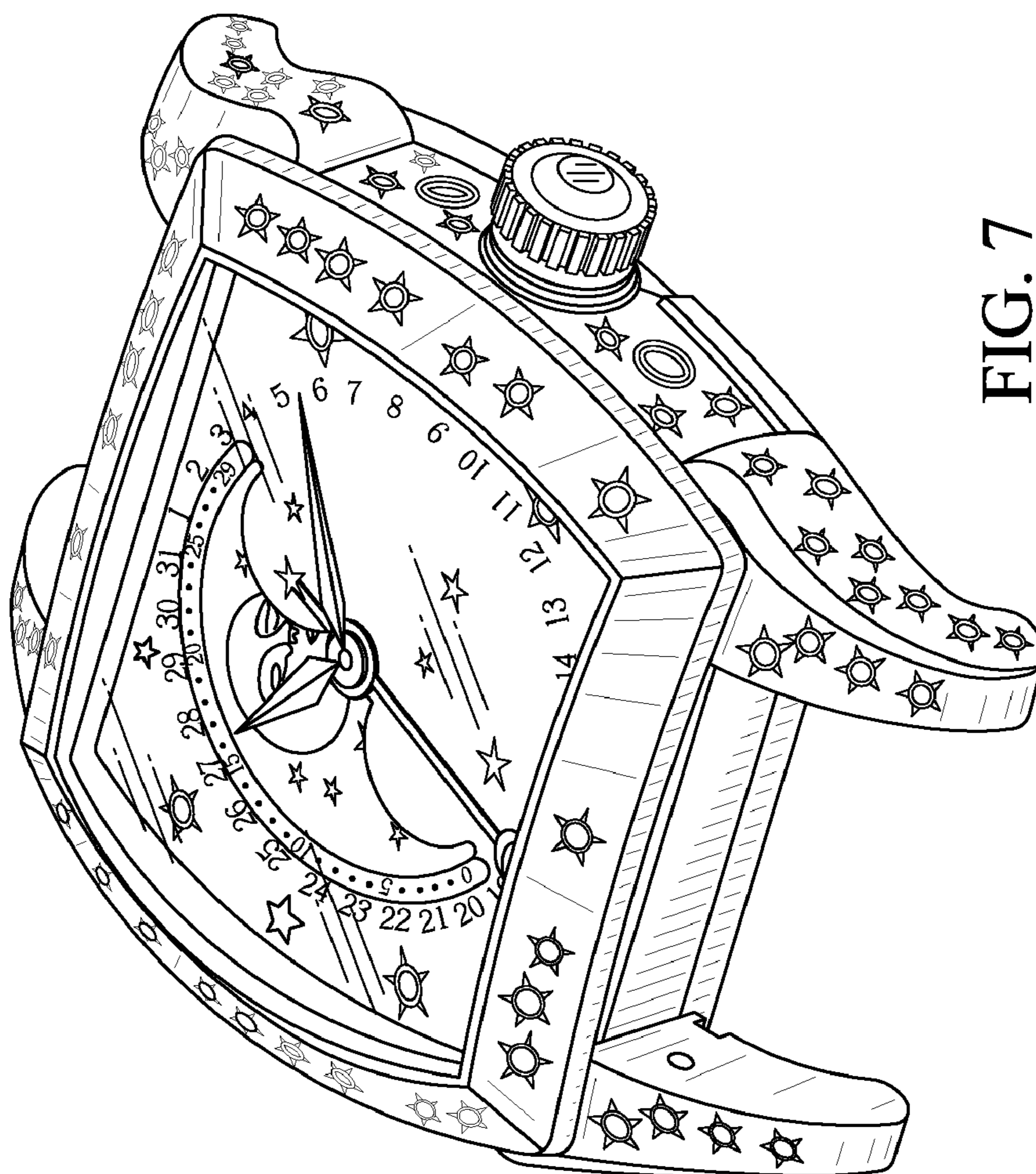


FIG. 7