



US00D583679S

(12) **United States Design Patent**
Friedland et al.

(10) **Patent No.:** **US D583,679 S**
(45) **Date of Patent:** **** Dec. 30, 2008**

(54) **CUT OVAL SHAPED VACUUM POUCH**

4,378,069 A	3/1983	Franco
4,543,279 A	9/1985	Kai
D297,306 S	8/1988	King
4,784,864 A	11/1988	Ikeda
4,903,841 A	2/1990	Ohsima et al.
D306,555 S	3/1990	Lane et al.

(75) Inventors: **Jason Friedland**, Franklin, TN (US);
Angel Hernanadez, Nolensville, TN
(US); **Rebecca Morgan Valentine**,
Franklin, TN (US); **Peter Slusarczyk**,
Nolensville, TN (US)

(73) Assignee: **MARS, Incorporated**, McLean, VA
(US)

(Continued)

(**) Term: **14 Years**

OTHER PUBLICATIONS

(21) Appl. No.: **29/287,527**

U.S. Appl. No. 29/287,526, Friedland, et al.

(22) Filed: **Aug. 17, 2007**

(Continued)

(51) **LOC (8) Cl.** **09-05**

Primary Examiner—Caron Veynar

(52) **U.S. Cl.** **D9/707**

Assistant Examiner—Abraham Bahta

(58) **Field of Classification Search** D9/703–710,
D9/713–714, 720–722, 430–433, 414, 418;
383/103, 107, 114, 200, 203, 205, 84, 113,
383/45, 47, 100, 108; 229/87.06, 200; 426/106
See application file for complete search history.

(74) *Attorney, Agent, or Firm*—Arent Fox LLP

(57) **CLAIM**

The ornamental design for a cut oval shaped vacuum pouch,
as shown and described.

(56) **References Cited**

DESCRIPTION

U.S. PATENT DOCUMENTS

D87,540 S	8/1932	Picker
D113,440 S	2/1939	Salfisberg
D115,526 S	7/1939	Salfisberg
D134,061 S	10/1942	Salfisberg
D137,262 S	2/1944	Hiemenz
2,654,471 A	10/1953	Kopald et al.
2,973,006 A	2/1961	Nelson
D193,811 S	10/1962	Ebbet
D201,644 S	7/1965	Cave
3,294,224 A	12/1966	Horwitz
3,387,766 A	6/1968	Emanuel
3,502,487 A	3/1970	Byrd
3,650,461 A	3/1972	Hutcheson et al.
D242,900 S	1/1977	Seiferth et al.
D250,880 S	1/1979	Stone et al.

FIG. 1 is a perspective view of a cut oval shaped vacuum
pouch showing our new design;

FIG. 2 is a top view, the bottom view being a mirror image
thereof;

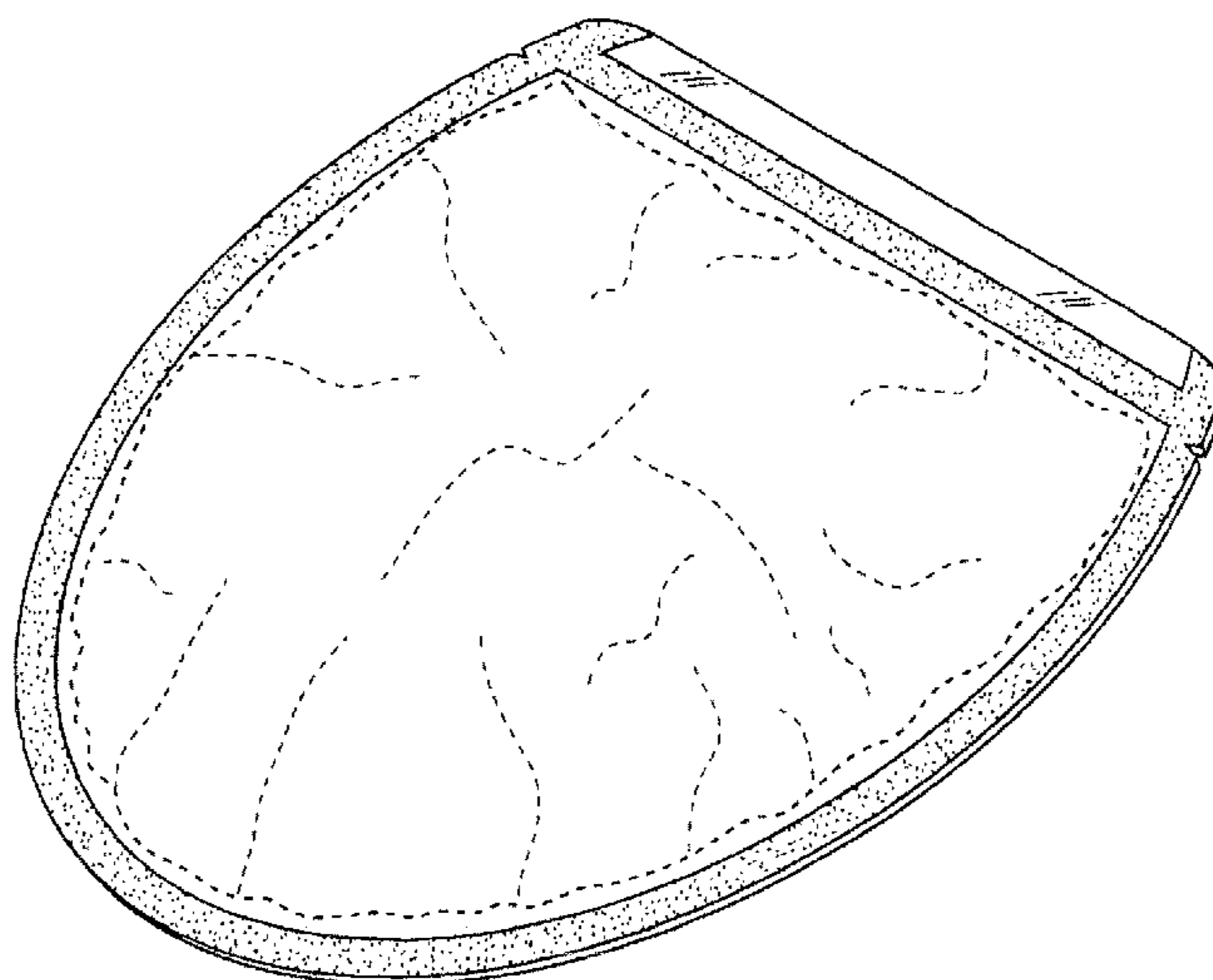
FIG. 3 is a front view thereof;

FIG. 4 is a rear view thereof; and,

FIG. 5 is a right side view, the left side view being a mirror
image thereof.

The broken lines shown in the drawings are for illustrative
purposes only and form no part of the claimed design.

1 Claim, 2 Drawing Sheets



US D583,679 S

Page 2

U.S. PATENT DOCUMENTS

D314,885 S 2/1991 Brunner
D318,611 S * 7/1991 Sherman D9/710
5,038,547 A 8/1991 Kai et al.
D326,222 S 5/1992 McAtarian
D354,906 S 1/1995 Lane, Jr. et al.
D386,698 S 11/1997 Giardiello
5,779,052 A 7/1998 Woodford et al.
D409,481 S * 5/1999 Smith et al. D9/697
D412,665 S * 8/1999 Smith et al. D9/434
6,083,584 A 7/2000 Smith et al.
D429,459 S 8/2000 Berman
D436,847 S 1/2001 Berman
D440,868 S 4/2001 Berman
D442,078 S 5/2001 Fuquen
D446,445 S 8/2001 Croft et al.
D450,574 S 11/2001 Campbell
D452,144 S 12/2001 Tedeschi et al.
D452,817 S 1/2002 Berman
D454,457 S 3/2002 Ou-Young
D454,487 S 3/2002 Bell et al.
D455,645 S * 4/2002 Bell et al. D9/710
D462,897 S 9/2002 Amundson
D463,266 S * 9/2002 Zappa D9/710
D463,738 S 10/2002 Jones
D463,974 S 10/2002 Berman
D465,726 S 11/2002 Tet
D466,003 S 11/2002 Jones et al.
D468,630 S 1/2003 Ambrose
D469,120 S 1/2003 Maloney
D471,090 S 3/2003 Jones
D473,131 S 4/2003 Berman
D473,132 S 4/2003 Berman
D475,614 S 6/2003 Jones
D475,915 S 6/2003 Lawrie et al.
D477,992 S 8/2003 Dennis et al.

D486,730 S 2/2004 Rasmussen
D500,951 S * 1/2005 Tobolka D9/710
D522,374 S 6/2006 Nova et al.
D542,152 S 5/2007 Klis
D545,688 S * 7/2007 Donovan D9/703
D545,689 S 7/2007 Peel
D551,567 S 9/2007 Berman
D558,594 S 1/2008 Kirou et al.
D558,601 S 1/2008 Berman
D560,122 S * 1/2008 Fuchs et al. D9/708
D571,672 S * 6/2008 Murray D9/710

OTHER PUBLICATIONS

U.S. Appl. No. 29/287,524, Friedland, et al.
U.S. Appl. No. 29/287,528, Friedland, et al.
U.S. Appl. No. 29/287,539, Beyer, et al.
U.S. Appl. No. 29/287,535, Friedland, et al.
U.S. Appl. No. 29/287,522, Shields.
U.S. Appl. No. 29/287,510, Friedland, et al.
U.S. Appl. No. 29/287,525, Friedland, et al.
U.S. Appl. No. 29/287,512, Friedland, et al.
U.S. Appl. No. 29/287,513, Friedland, et al.
U.S. Appl. No. 29/287,518, Beyer, et al.
U.S. Appl. No. 29/287,515, Friedland, et al.
U.S. Appl. No. 29/287,520, Friedland, et al.
U.S. Appl. No. 29/287,536, Friedland, et al.
U.S. Appl. No. 29/287,514, Friedland, et al.
U.S. Appl. No. 29/287,519, Shields.
U.S. Appl. No. 29/287,511, Friedland, et al.
U.S. Appl. No. 29/287,538, Friedland, et al.
U.S. Appl. No. 29/287,523, Friedland, et al.
U.S. Appl. No. 29/287,537, Friedland, et al.
U.S. Appl. No. 29/287,521, Friedland, et al.
U.S. Appl. No. 11/840,825, Slusarczyk, et al.

* cited by examiner

FIG. 1

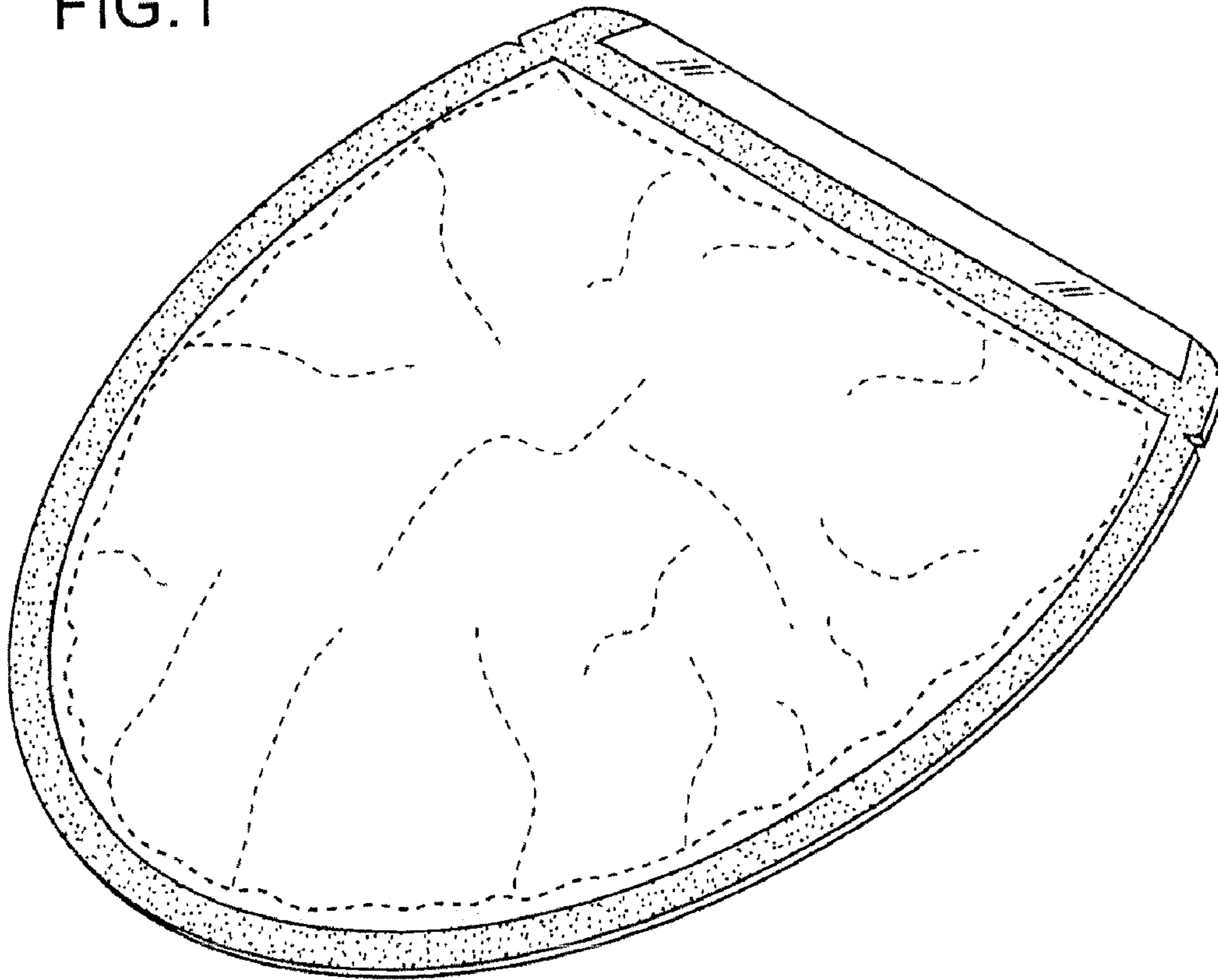


FIG. 2

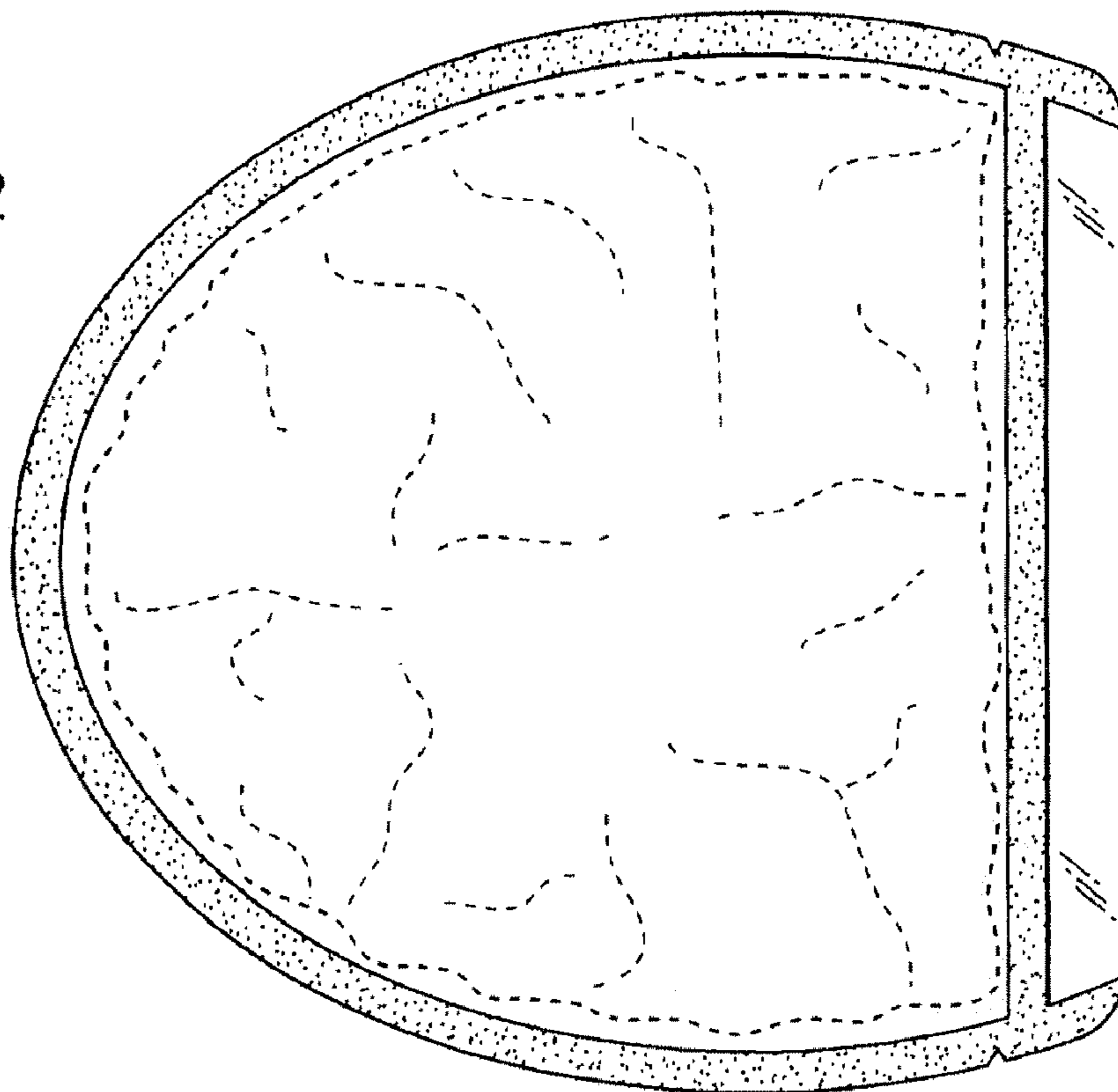


FIG.3




FIG.4


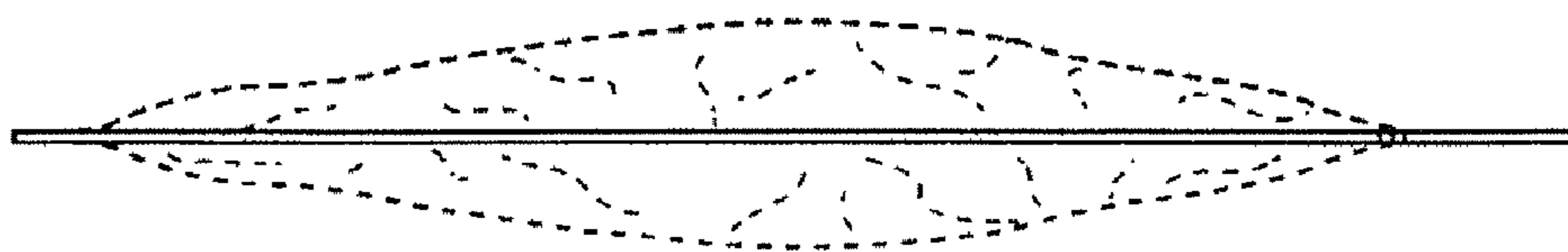


FIG.5



UNITED STATES PATENT AND TRADEMARK OFFICE
CERTIFICATE OF CORRECTION

PATENT NO. : Des. 583,679 S
APPLICATION NO. : 29/287527
DATED : December 30, 2008
INVENTOR(S) : Jason Friedland et al.

Page 1 of 1

It is certified that error appears in the above-identified patent and that said Letters Patent is hereby corrected as shown below:

Title page, item (75):

Delete the second inventor's last name incorrectly shown as "Hernanadez" and insert --Hernandez--.

Signed and Sealed this

Seventeenth Day of March, 2009



JOHN DOLL

Acting Director of the United States Patent and Trademark Office