



US00D583673S

(12) **United States Design Patent**
Freeborn et al.

(10) **Patent No.:** **US D583,673 S**

(45) **Date of Patent:** **** Dec. 30, 2008**

(54) **BOTTLE**

(75) Inventors: **Matthew Freeborn**, Scottsdale, AZ (US); **David F. Gnadt**, Anthem, AZ (US); **Stephen Koven**, Scottsdale, AZ (US); **Mark Wanderlich**, Loganville, GA (US); **Laura Flanagan-Kent**, Loganville, GA (US); **James Jalutkewicz**, Duluth, GA (US)

(73) Assignee: **The Dial Corporation**, Scottsdale, AZ (US)

(**) Term: **14 Years**

(21) Appl. No.: **29/258,900**

(22) Filed: **Jun. 8, 2006**

(51) **LOC (8) Cl.** **09-01**

(52) **U.S. Cl.** **D9/542; D9/551; D9/552; D9/558**

(58) **Field of Classification Search** D9/667, D9/682, 685-694, 516, 520-522, 529-530, D9/537-543, 549, 550-552, 554, 556-558, D9/565; 215/371, 379, 382-384; 220/660, 220/662, 669

See application file for complete search history.

(56) **References Cited**

U.S. PATENT DOCUMENTS

D201,220 S *	5/1965	Lorenzen	D9/543
D251,111 S *	2/1979	Furlong et al.	D9/549
D343,361 S *	1/1994	More	D9/543
D354,000 S *	1/1995	Hoyt	D9/543
D356,263 S *	3/1995	Matsumoto	D9/552
D356,506 S *	3/1995	Kornick et al.	D9/645
D399,429 S *	10/1998	Ramsey	D9/539
D400,091 S *	10/1998	Croft et al.	D9/693

D423,942 S *	5/2000	Markey et al.	D9/552
D443,828 S	6/2001	Meeker et al.		
D460,917 S *	7/2002	Trabal	D9/551
D507,748 S	7/2005	McCutchan et al.		
D509,745 S	9/2005	Hill et al.		
D512,642 S	12/2005	Busa, Jr. et al.		
D516,432 S	3/2006	McCutchan et al.		
D548,097 S *	8/2007	Whipple	D9/541
D553,502 S *	10/2007	Toh	D9/530
D553,503 S *	10/2007	Toh	D9/530
D558,580 S *	1/2008	Kuzma et al.	D9/541
D565,417 S *	4/2008	Lee et al.	D9/541
D565,955 S *	4/2008	Bernard et al.	D9/521
D566,564 S *	4/2008	Lee et al.	D9/521
D573,882 S *	7/2008	Toh	D9/516

* cited by examiner

Primary Examiner—Carol Rademaker

(74) *Attorney, Agent, or Firm*—Paul A. Pappalardo

(57) **CLAIM**

The ornamental design for a bottle, as shown and described.

DESCRIPTION

FIG. 1 is a top, front, and left side perspective view of a bottle showing our new design;

FIG. 2 is a front elevational view thereof;

FIG. 3 is a back elevational view thereof;

FIG. 4 is a left side elevational view thereof;

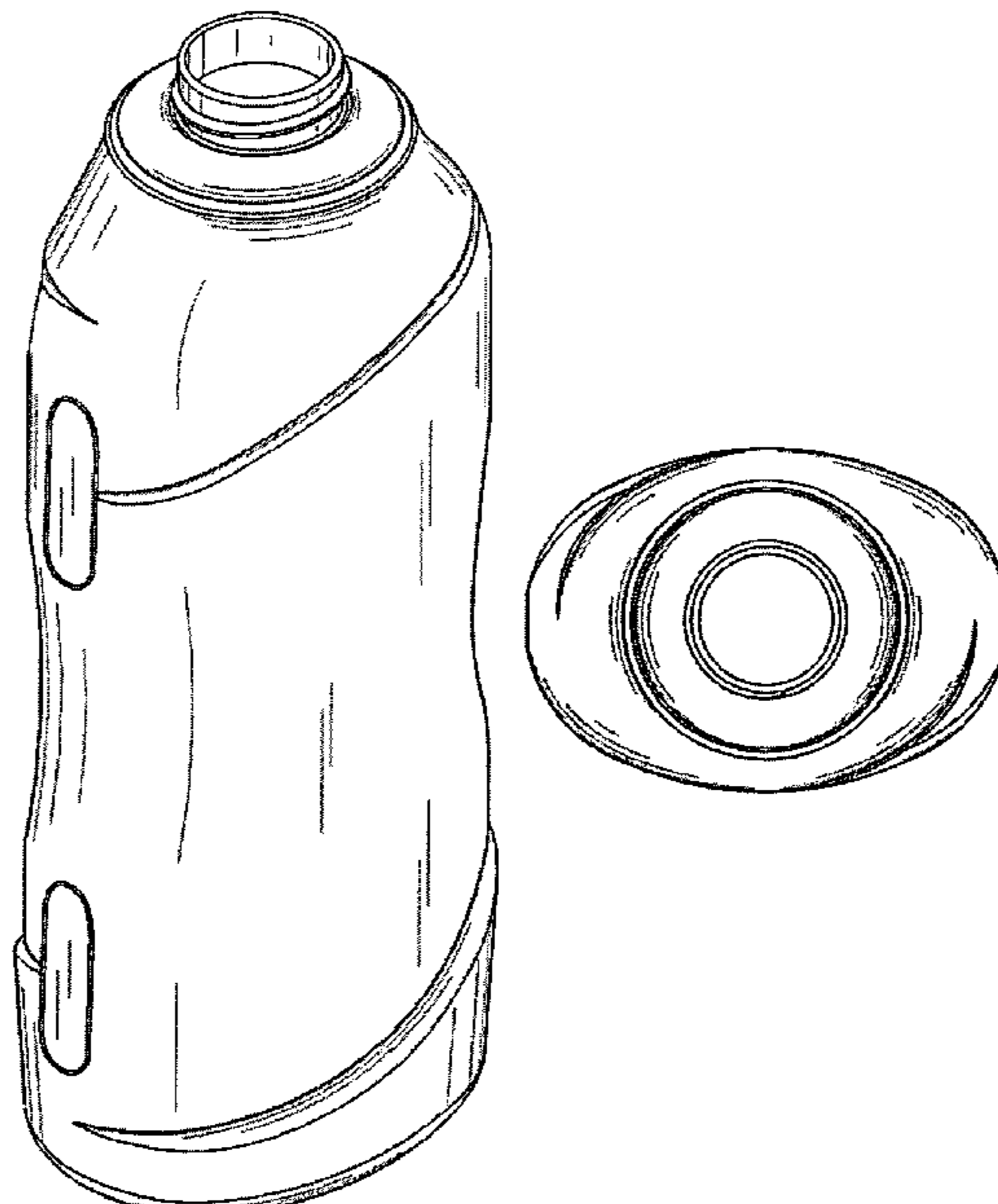
FIG. 5 is a right side elevational view thereof; and,

FIG. 6 is a top plan view thereof; and,

FIG. 7 is a bottom plan view thereof.

The broken lines shown in the drawing views are included for the purpose of showing environmental structure that forms no part of the claimed design.

1 Claim, 3 Drawing Sheets



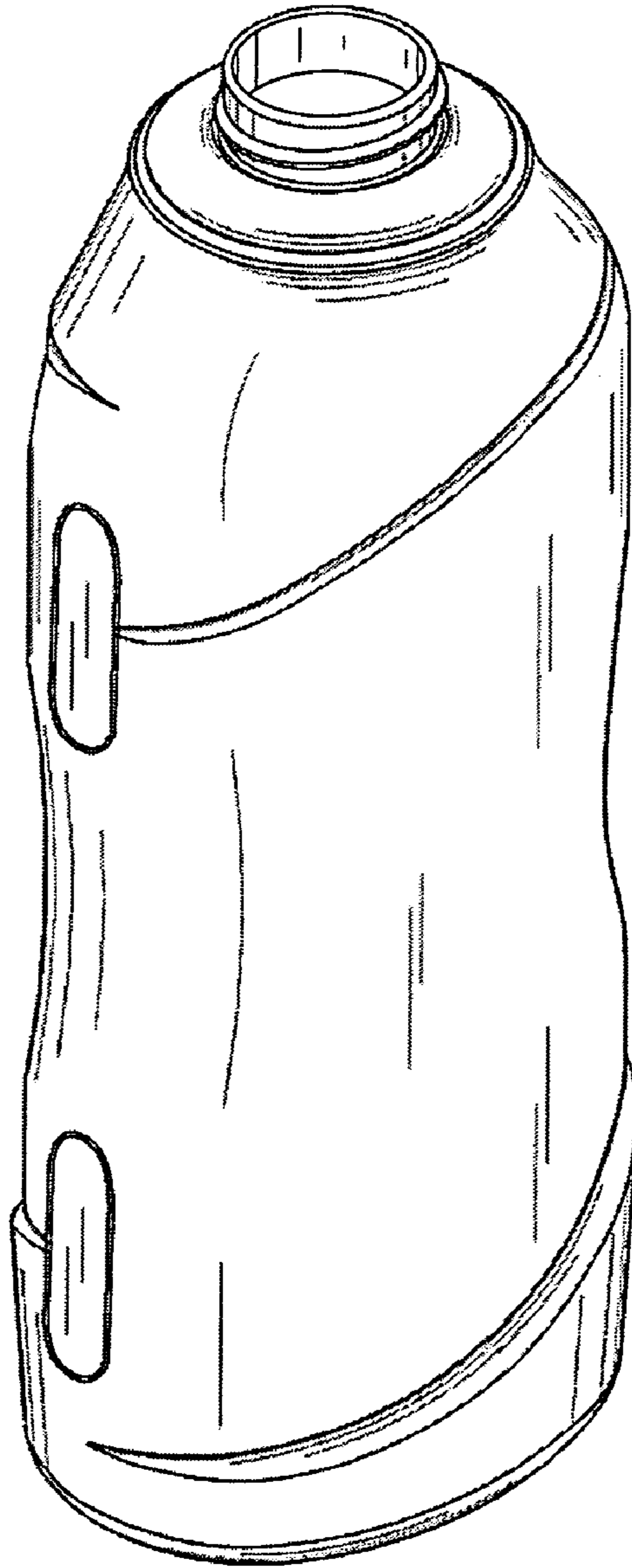


FIG. 1

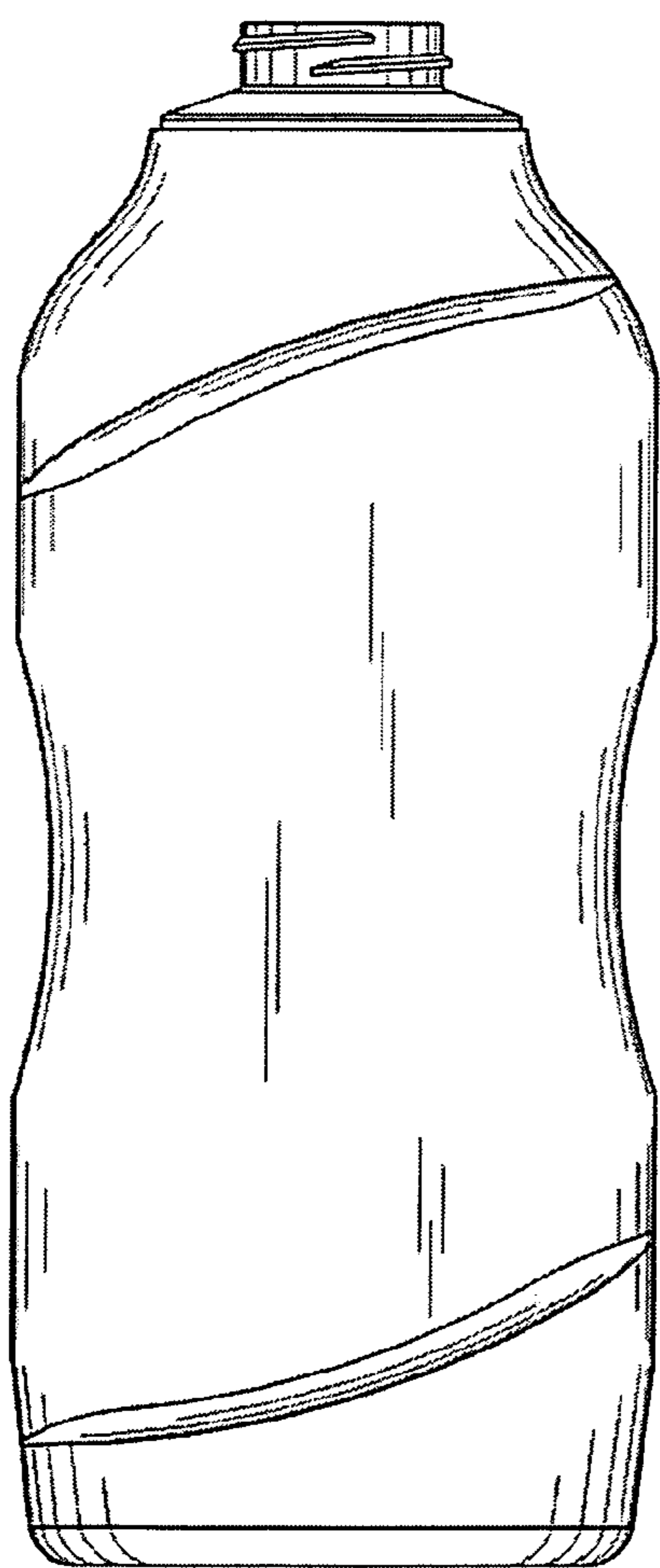


FIG.2

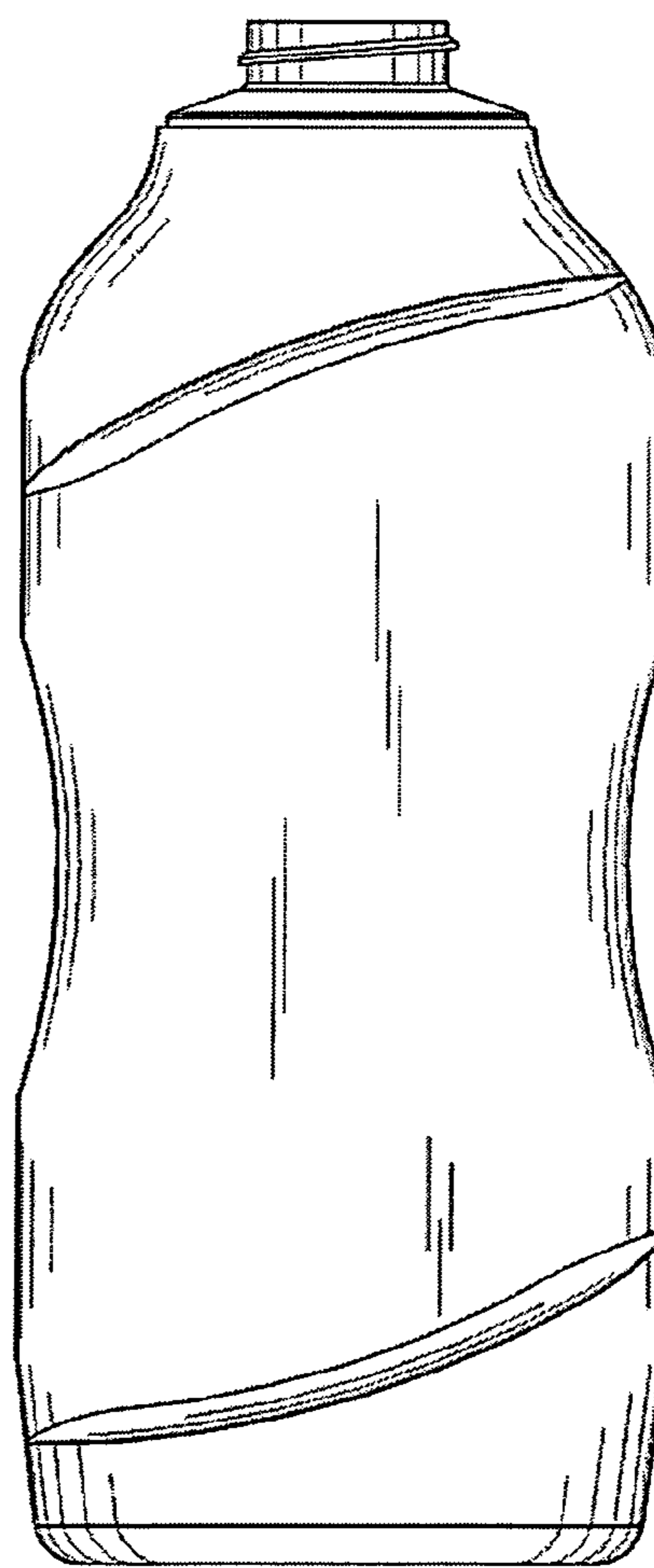


FIG.3

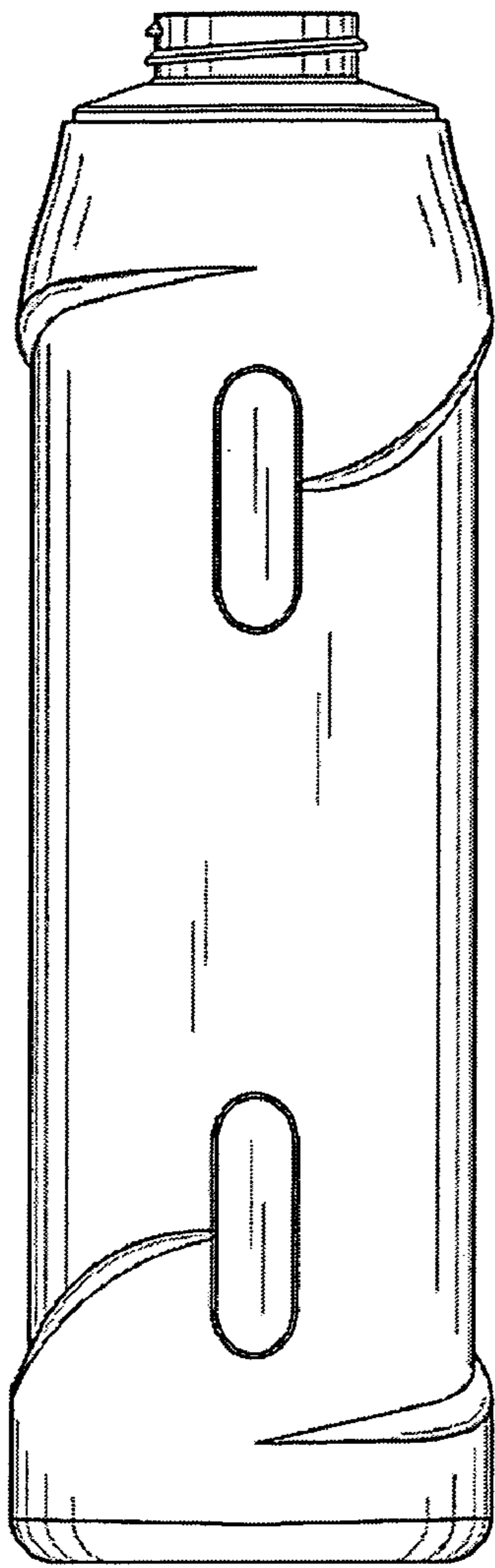


FIG. 4

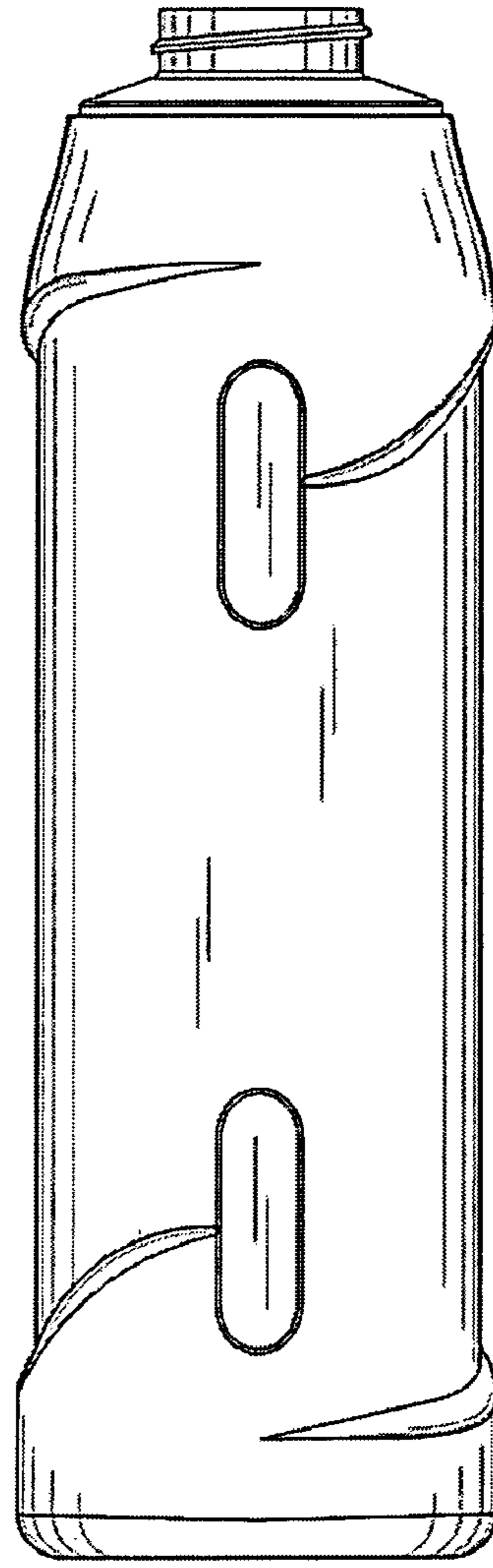


FIG. 5

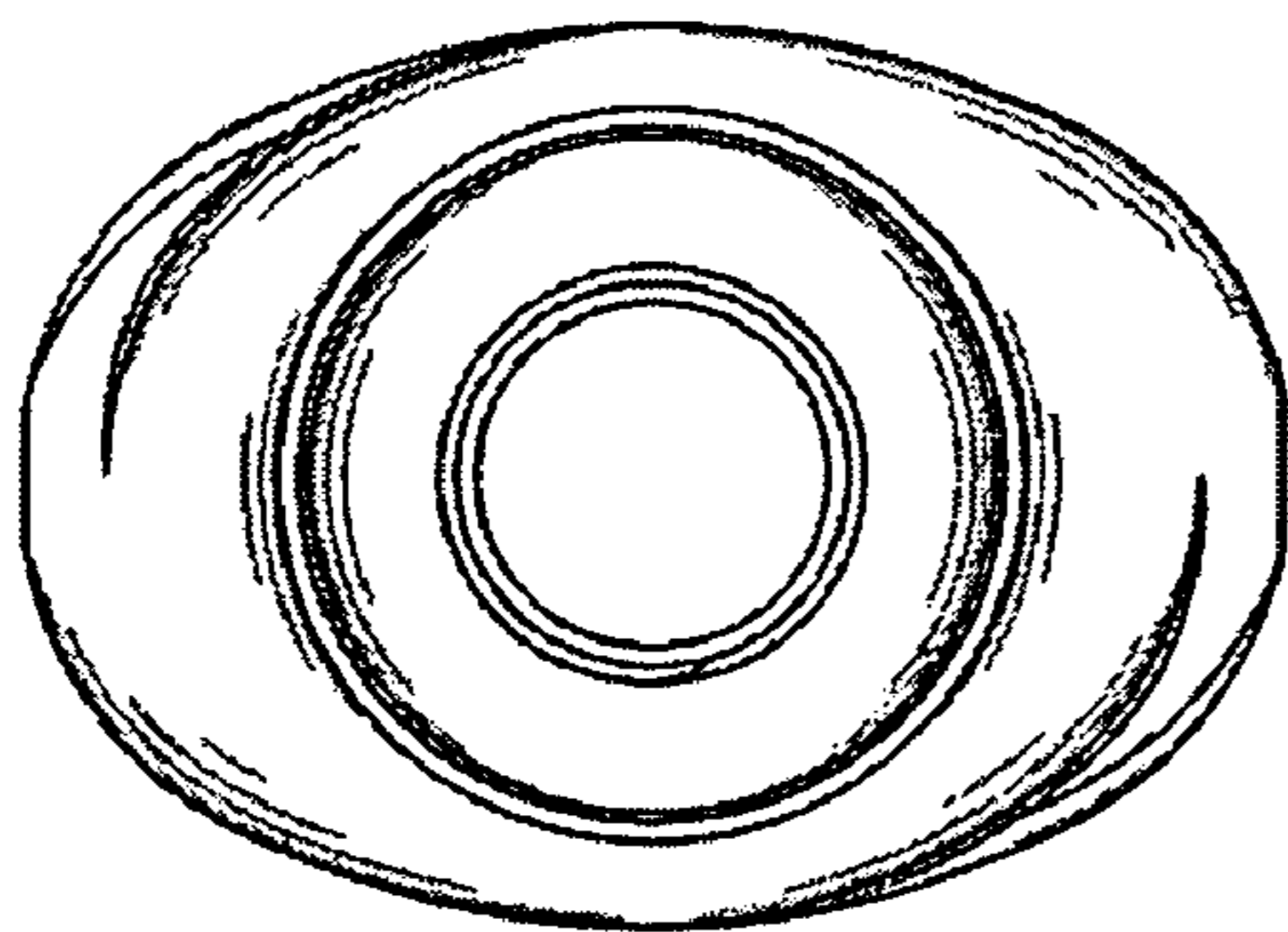


FIG. 6

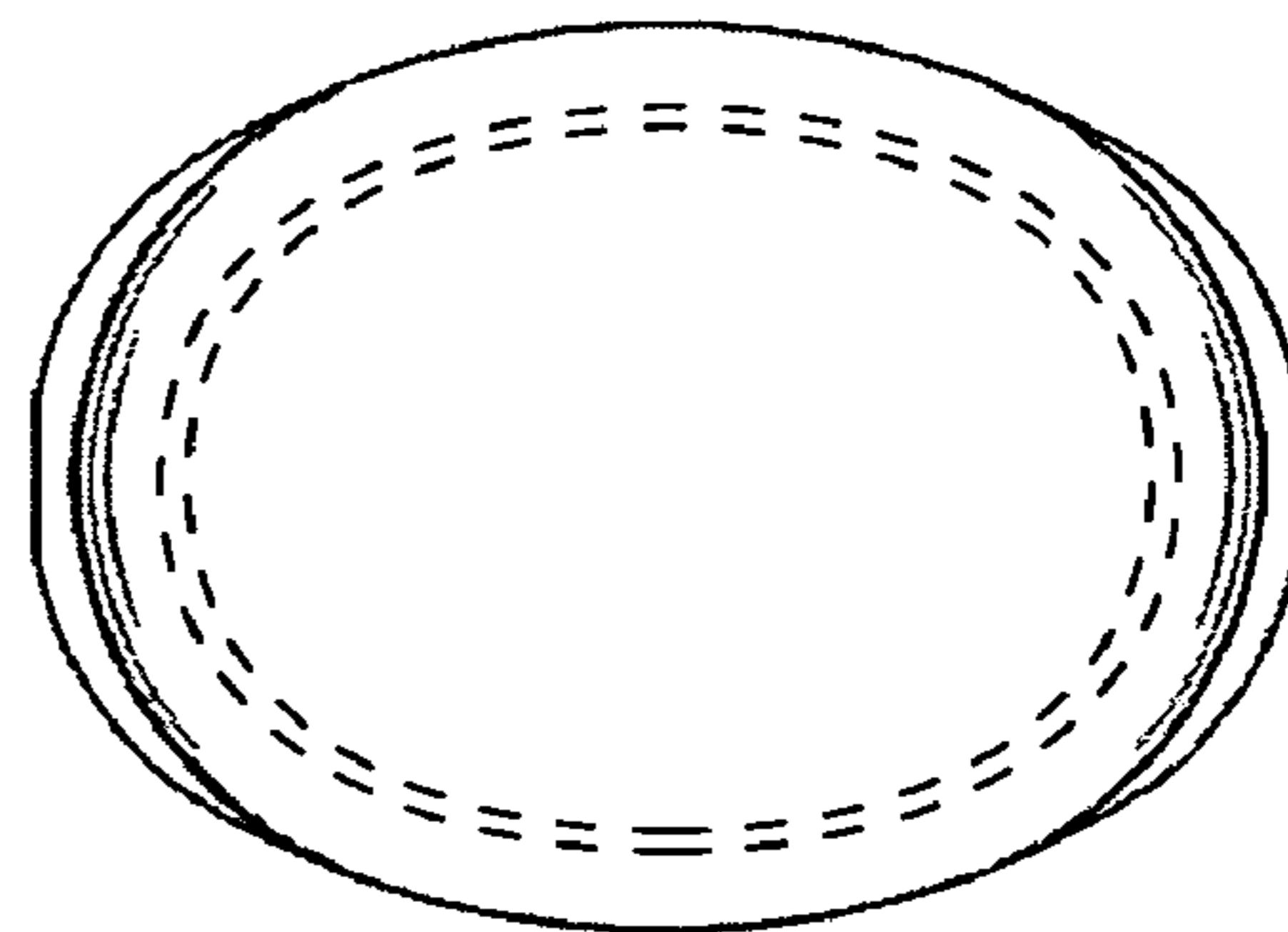


FIG. 7