



US00D583666S

(12) **United States Design Patent**
Coin

(10) **Patent No.:** **US D583,666 S**

(45) **Date of Patent:** **** Dec. 30, 2008**

(54) **PACKAGING WITH SURFACE ORNAMENTATION**

(75) Inventor: **Roberto Coin**, Vicenza (IT)

(73) Assignee: **Roberto Coin S.p.A.** (IT)

(**) Term: **14 Years**

(21) Appl. No.: **29/280,412**

(22) Filed: **May 25, 2007**

(51) **LOC (8) Cl.** **09-07**

(52) **U.S. Cl.** **D9/434; D20/11**

(58) **Field of Classification Search** D9/734,
D9/722, 652, 457, 454, 447, 443, 435, 434,
D9/432, 430, 418, 415, 414; D8/367, 300;
D6/515; D20/40, 27, 22, 11, 10; D14/495,
D14/491, 489, 488, 487; D11/95, 84, 83,
D11/81, 241, 240, 238, 225, 224, 223, 116;
294/158, 145; 221/63, 48, 305, 303; 229/117.23;
16/444

See application file for complete search history.

(56) **References Cited**

U.S. PATENT DOCUMENTS

D284,450 S * 7/1986 Suzuki et al. D9/432

D546,182 S * 7/2007 Hanji D9/457

* cited by examiner

Primary Examiner—Susan B Hattan

(74) *Attorney, Agent, or Firm*—Banner & Witcoff, Ltd.

(57) **CLAIM**

The ornamental design for a packaging with surface ornamentation, as shown and described.

DESCRIPTION

FIG. 1 is a front axonometric view of packaging with surface ornamentation showing my new design;

FIG. 2 is a front axonometric view thereof, shown in an alternate environment;

FIG. 3 is a front axonometric view thereof, shown in an alternate environment;

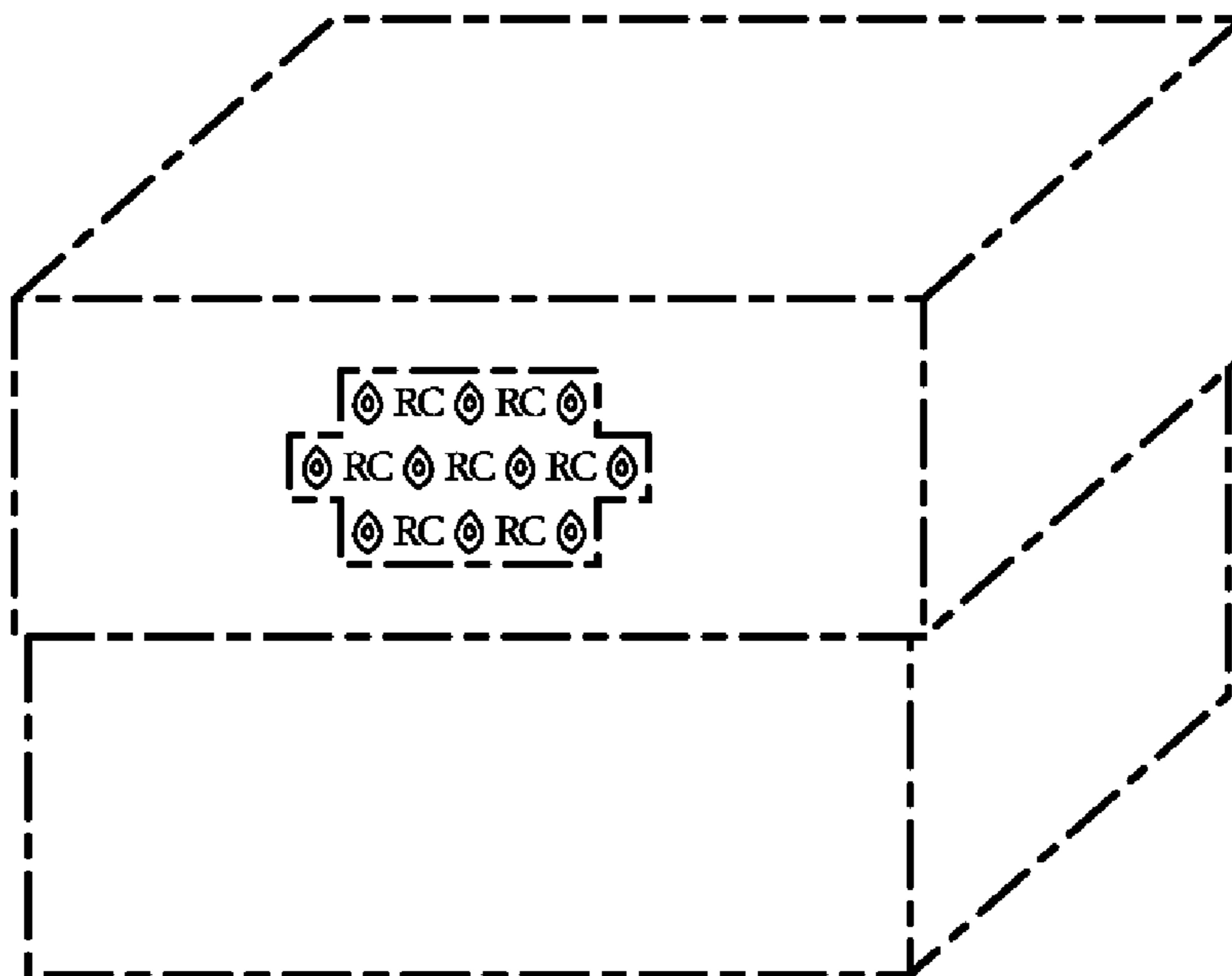
FIG. 4 is a front axonometric view thereof, shown in an alternate environment;

FIG. 5 is a front axonometric view thereof, shown in an alternate environment; and,

FIG. 6 is an enlarged front view of the surface ornamentation of FIGS. 1–5 shown in isolation.

The broken line surrounding the surface ornamentation represents an unclaimed boundary of the design. The broken line showing of the remainder of the packaging in FIGS. 1–5 depicts environmental subject matter only and forms no part of the claimed design. The location and orientation of the surface ornamentation relative to the disclaimed packaging is for illustrative purposes only and forms no part of the claimed design.

1 Claim, 4 Drawing Sheets



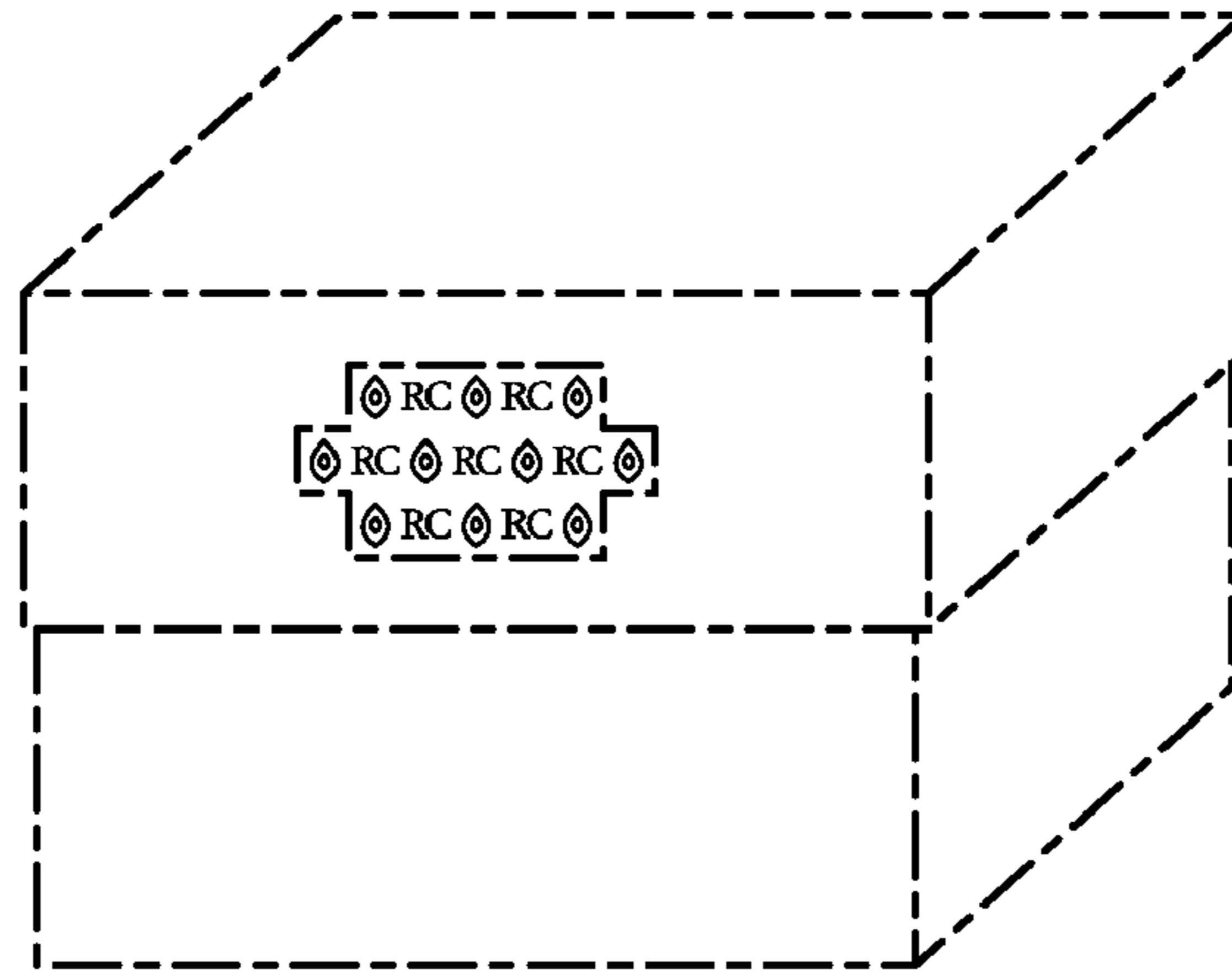


FIG. 1

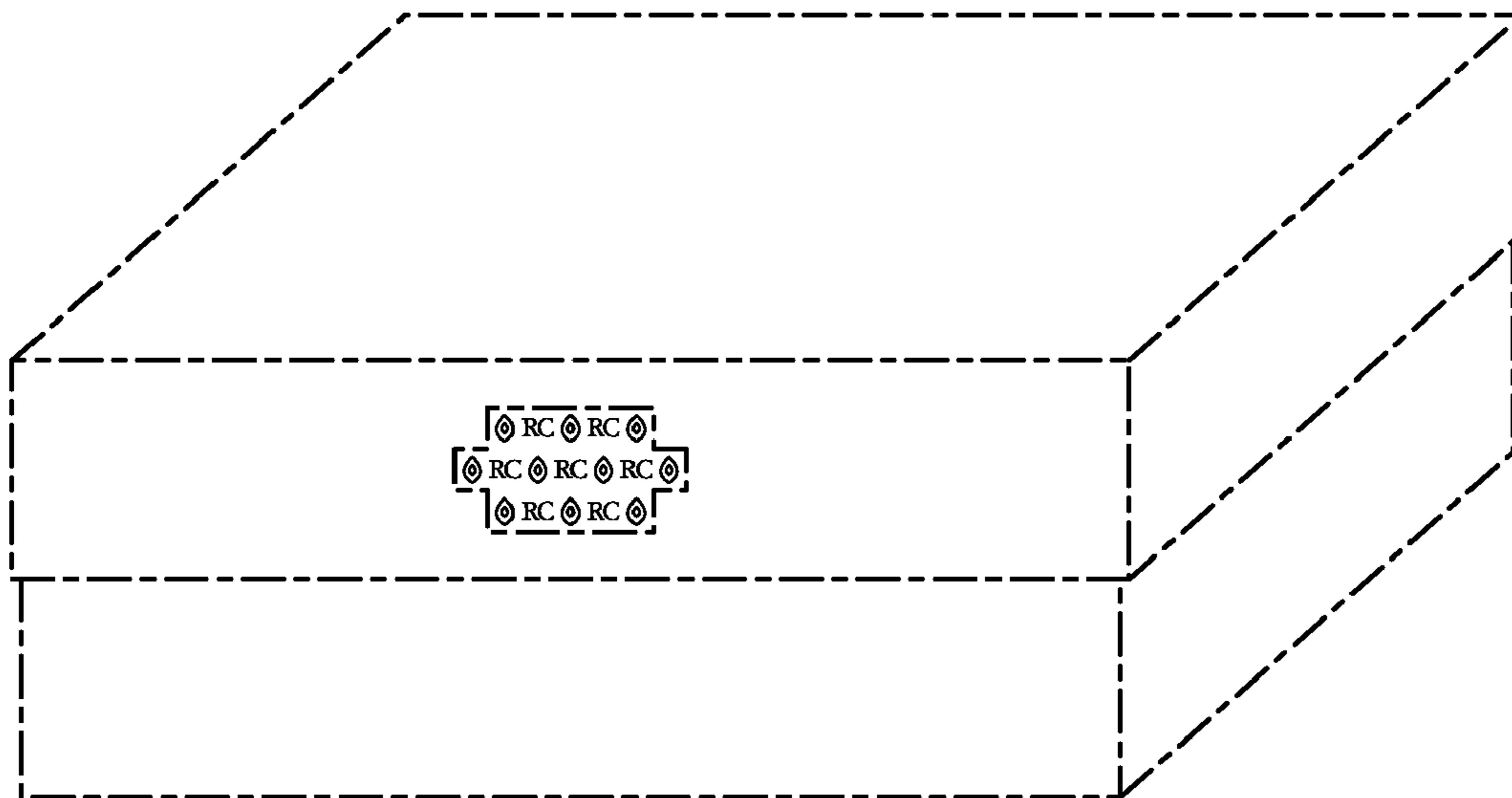


FIG. 2

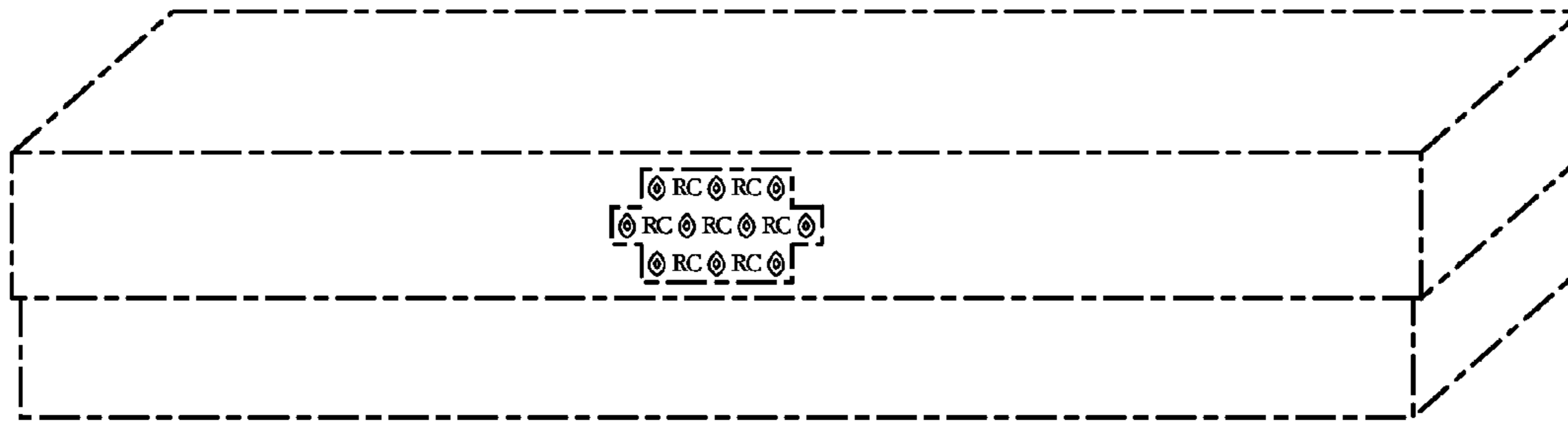


FIG. 3

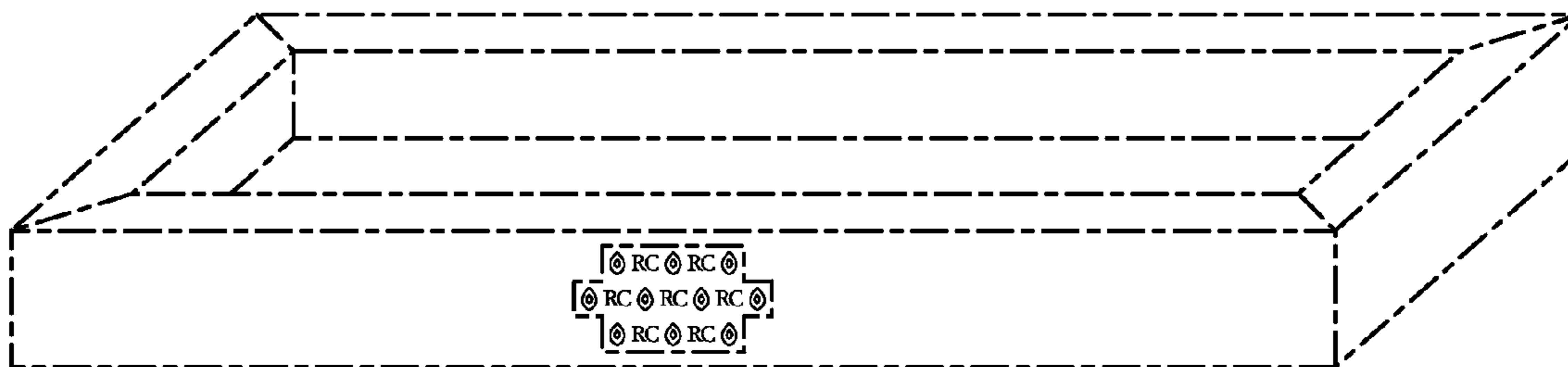


FIG. 4

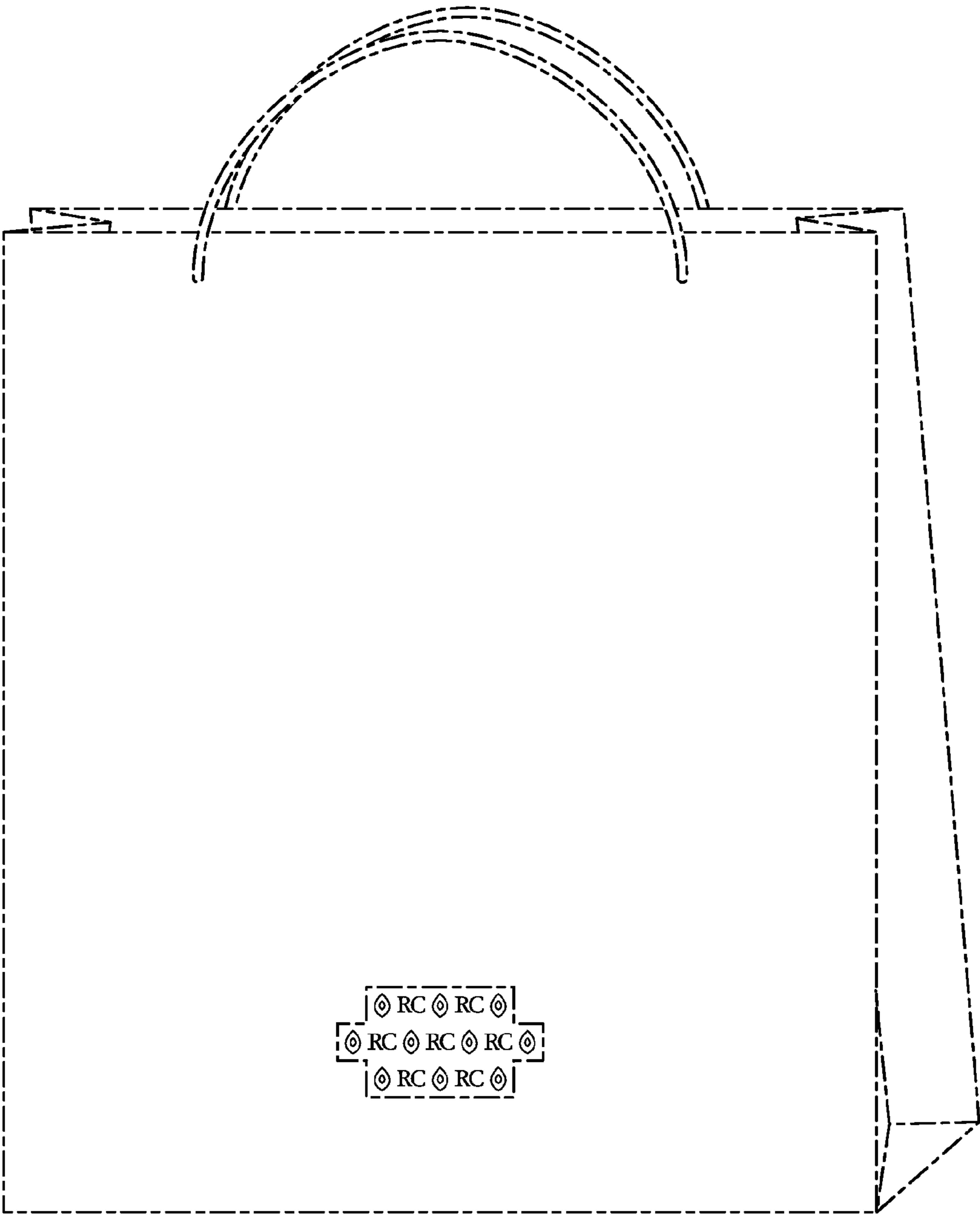


FIG. 5




FIG. 6