



US00D583656S

(12) **United States Design Patent**
Bush

(10) **Patent No.:** **US D583,656 S**

(45) **Date of Patent:** **** Dec. 30, 2008**

(54) **LUG NUT**

(76) **Inventor:** **Denis C. Bush**, 110 Meadow La.,
Tekonsha, MI (US) 49092

(**) **Term:** **14 Years**

(21) **Appl. No.:** **29/284,004**

(22) **Filed:** **Aug. 29, 2007**

(51) **LOC (8) Cl.** **08-08**

(52) **U.S. Cl.** **D8/397**

(58) **Field of Classification Search** D8/382,
D8/387, 394, 397-399, 29; 81/121.1; 222/412;
411/81, 88, 90-93, 96-98, 103, 114, 106-108,
411/132-165, 172-189, 337, 338, 366.1-366.3,
411/368, 369, 371.2, 371.5, 418, 427, 429-432,
411/436, 437, 526, 531-538, 542, 544; D12/213
See application file for complete search history.

(56) **References Cited**

U.S. PATENT DOCUMENTS

236,723	A *	1/1881	Sellers	411/427
515,089	A *	2/1894	McClellans	301/114
1,243,310	A *	10/1917	Littman	279/102
1,262,743	A *	4/1918	Bronson	138/89.4
2,026,757	A *	1/1936	Swanstrom	411/180
2,150,949	A	3/1939	Stevens	
2,316,684	A *	4/1943	Gade	411/280
2,375,325	A *	5/1945	Robertson	411/277
2,381,111	A *	8/1945	Chandler	411/280
2,381,352	A *	8/1945	Hotchkin	411/276
2,391,712	A *	12/1945	King et al.	470/19
2,515,220	A *	7/1950	Hattan	411/262
2,592,128	A *	4/1952	Engstrom	470/19
2,592,129	A *	4/1952	Engstrom	470/19
2,949,142	A *	8/1960	Sumerak	411/180
D233,736	S *	11/1974	Yamamoto et al.	D8/387
4,018,133	A *	4/1977	Chaivre et al.	411/429
D254,291	S	2/1980	Ono	
4,211,128	A *	7/1980	Plumer	81/436
4,322,195	A *	3/1982	Rebish et al.	411/431
D268,565	S *	4/1983	Mortus	D8/397
D298,737	S *	11/1988	Wallace	D8/387

D311,131	S *	10/1990	Saito	D8/397
5,082,409	A *	1/1992	Bias	411/431
5,097,686	A *	3/1992	Plumer	70/232
5,120,174	A *	6/1992	Patti	411/431
5,380,070	A	1/1995	FritzGerald	
5,630,687	A *	5/1997	Robinson	411/372.6
D420,897	S *	2/2000	Fuller et al.	D8/397
6,176,255	B1 *	1/2001	Robinson	137/377
D449,515	S *	10/2001	Sato	D8/397
D460,347	S *	7/2002	Berry	D8/382
D488,715	S	4/2004	Plumer	
6,817,815	B2 *	11/2004	Ross	411/180
D510,020	S *	9/2005	Williams	D8/397
D519,361	S	4/2006	Olander	
D521,858	S *	5/2006	Roy	D8/397
D548,564	S *	8/2007	Frantz	D8/331
2002/0002006	A1	1/2002	Nakayama et al.	
2002/0110436	A1 *	8/2002	Nance et al.	411/108
2003/0152439	A1 *	8/2003	Hartmann et al.	411/161
2003/0152442	A1 *	8/2003	Curley et al.	411/427
2005/0207861	A1 *	9/2005	Leatherman et al.	411/15
2007/0098520	A1 *	5/2007	Schraer	411/179

* cited by examiner

Primary Examiner—T. Chase Nelson

Assistant Examiner—Karen Acker

(57) **CLAIM**

The ornamental design for a lug nut, as shown and described.

DESCRIPTION

FIG. 1 is a front elevated view of a lug nut showing my new design;

FIG. 2 is a rear elevated view of the lug nut;

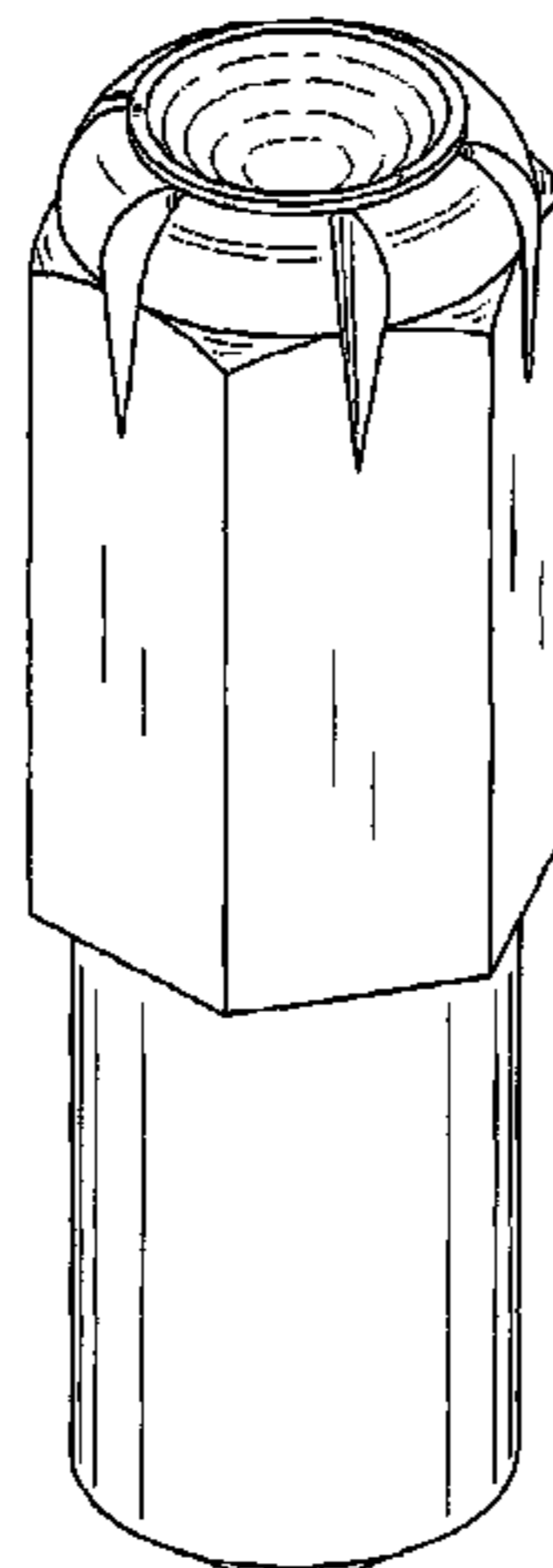
FIG. 3 is a top plan view of the lug nut;

FIG. 4 is a bottom plan view of the lug nut; and,

FIG. 5 is a top perspective of the lug nut.

The broken lines shown in FIG. 4 represent unclaimed portions of the design. In FIG. 4, the boundaries of the claimed design end with the innermost solid line. The remainder of the center area including the broken lines in FIG. 4 forms no part of the claimed design.

1 Claim, 3 Drawing Sheets



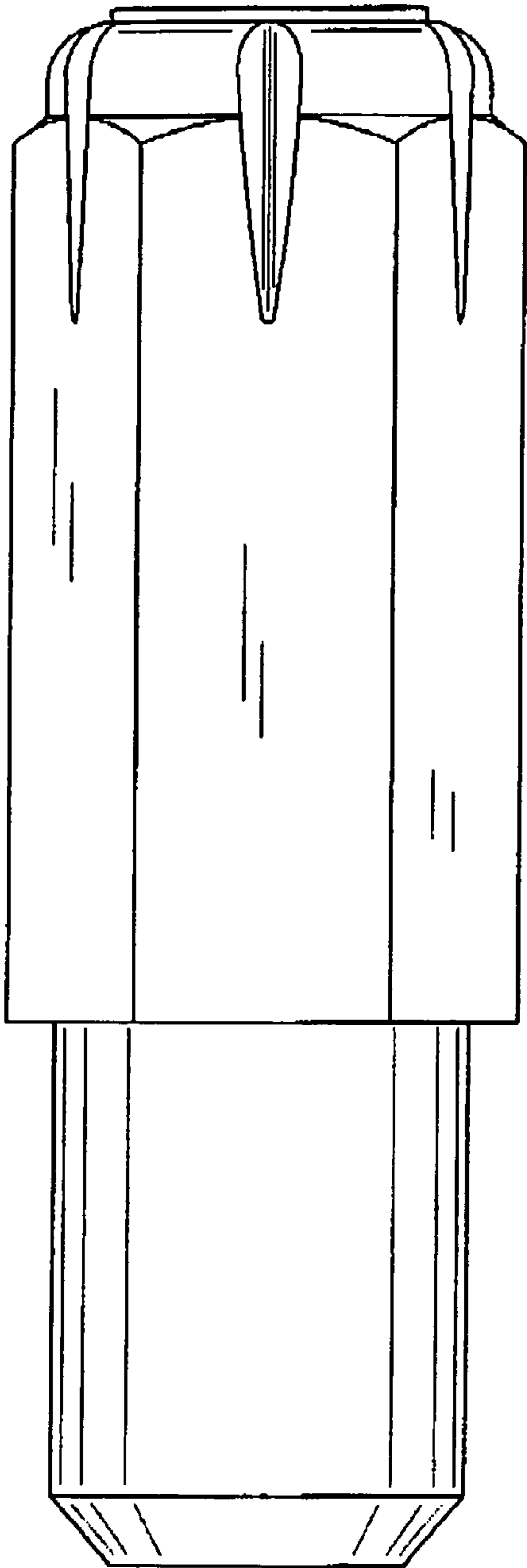


FIG. 1

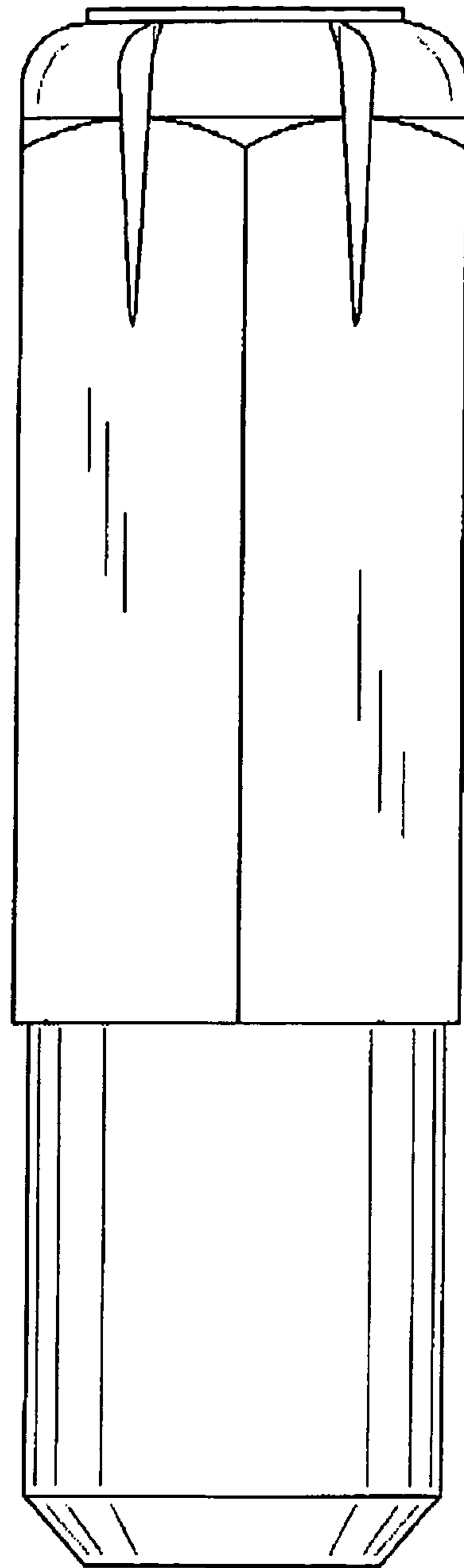


FIG. 2

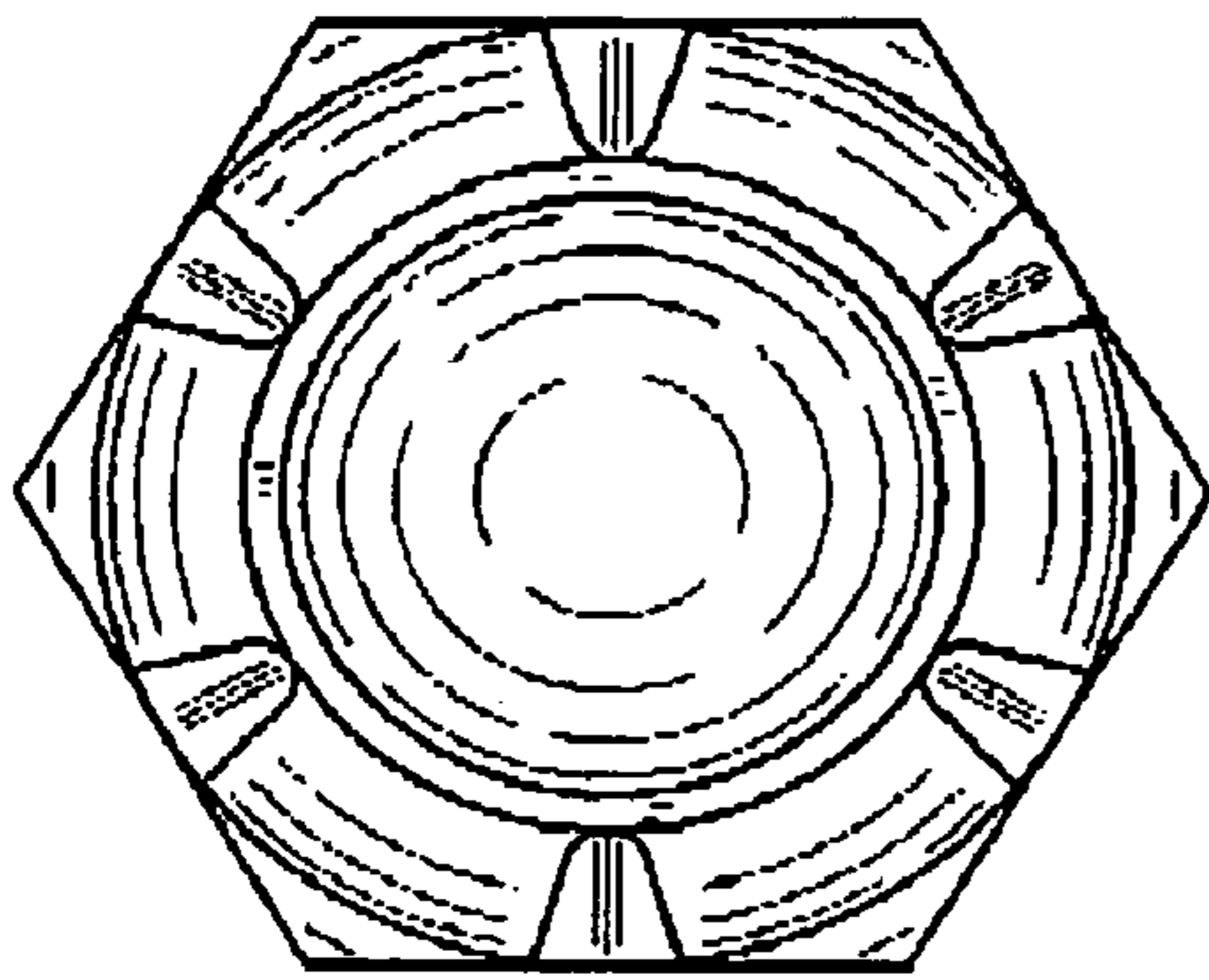


FIG. 3

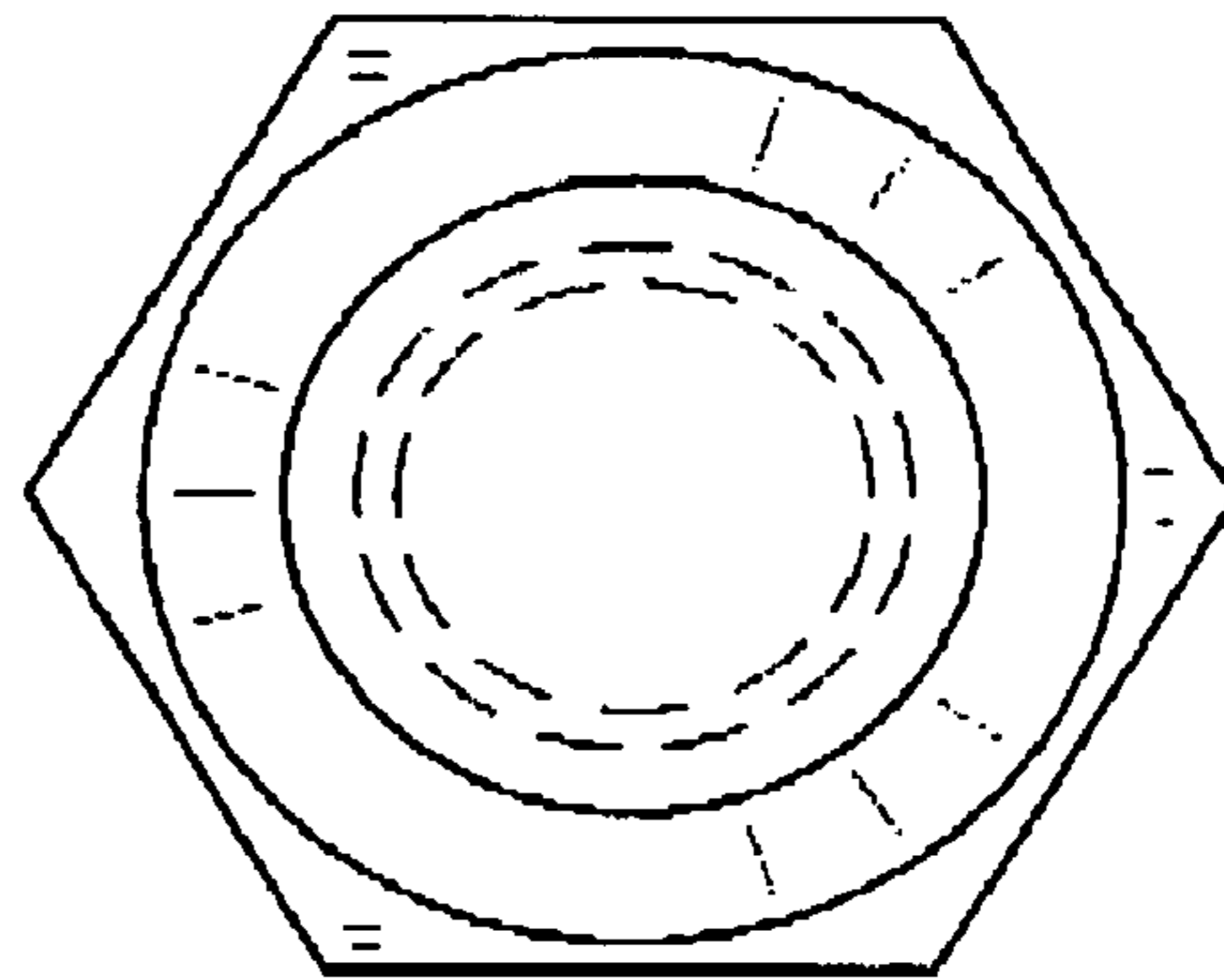


FIG. 4

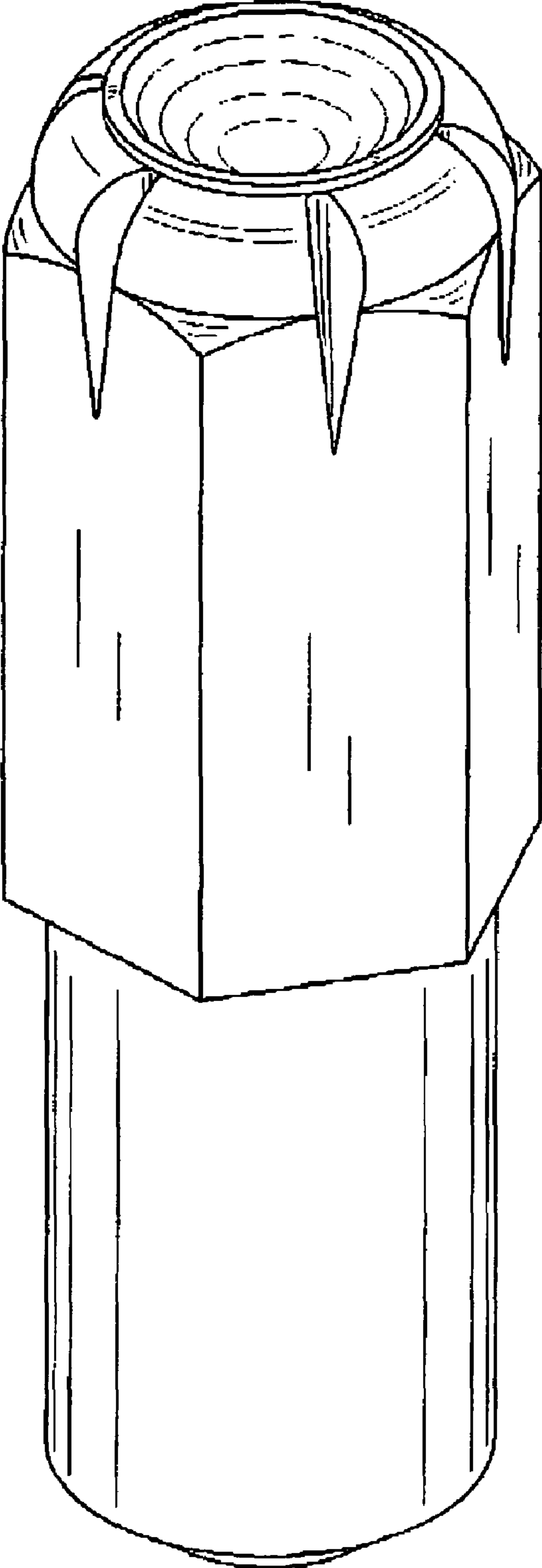


FIG. 5