



US00D583642S

(12) **United States Design Patent**  
**Macor**

(10) **Patent No.:** **US D583,642 S**

(45) **Date of Patent:** **\*\* Dec. 30, 2008**

(54) **SCREWDRIVER BLADE TIP**

(75) Inventor: **Richard J. Macor**, Hunterdon County,  
NJ (US)

(73) Assignee: **Proprietary Technologies, Inc.**,  
Hunterdon County, NJ (US)

(\*\*) Term: **14 Years**

(21) Appl. No.: **29/294,259**

(22) Filed: **Dec. 31, 2007**

(51) **LOC (8) Cl.** ..... **08-04**

(52) **U.S. Cl.** ..... **D8/86**

(58) **Field of Classification Search** ..... D8/14,  
D8/82, 83, 84, 85, 86; 81/436, 438, 439,  
81/441, 461

See application file for complete search history.

(56) **References Cited**

U.S. PATENT DOCUMENTS

2,684,094	A *	7/1954	Lissy	.....	81/436
3,897,812	A *	8/1975	Arnn	.....	81/436
3,923,088	A *	12/1975	Arnn	.....	81/436
4,625,598	A *	12/1986	Wolfram	.....	81/436
4,680,996	A *	7/1987	Gold	.....	81/456
D297,909	S *	10/1988	Wilbanks	.....	D8/86
D312,954	S *	12/1990	Wilbanks	.....	D8/82
5,001,948	A *	3/1991	Weible et al.	.....	81/436
5,269,209	A *	12/1993	Baker	.....	81/436
5,317,940	A *	6/1994	Shun'ko	.....	81/436

5,461,944	A *	10/1995	Ciumaga	.....	76/119
D412,653	S *	8/1999	Dorer	.....	D8/86
6,019,022	A *	2/2000	Dotson	.....	81/436
6,216,569	B1 *	4/2001	Hu	.....	81/436
D456,235	S *	4/2002	Song	.....	D8/86
7,013,767	B1 *	3/2006	Seim	.....	81/426

\* cited by examiner

*Primary Examiner*—Philip S Hyder

(57) **CLAIM**

The ornamental design for a screwdriver blade tip, as shown and described.

**DESCRIPTION**

FIG. 1 is a perspective view of a screwdriver blade tip showing my new design;

FIG. 2 is a front elevation view thereof;

FIG. 3 is a right side elevation view thereof; and,

FIG. 4 is a bottom plan view thereof.

The rear elevation view is a mirror image of the front elevation view as shown;

The left side elevation view is a mirror image of the right side elevation view as shown;

The top of the screwdriver blade tip forms no part of the claimed design.

The broken line disclosure in FIGS. 1–4 define the boundary of the claimed subject matter, but form no part of it.

**1 Claim, 1 Drawing Sheet**

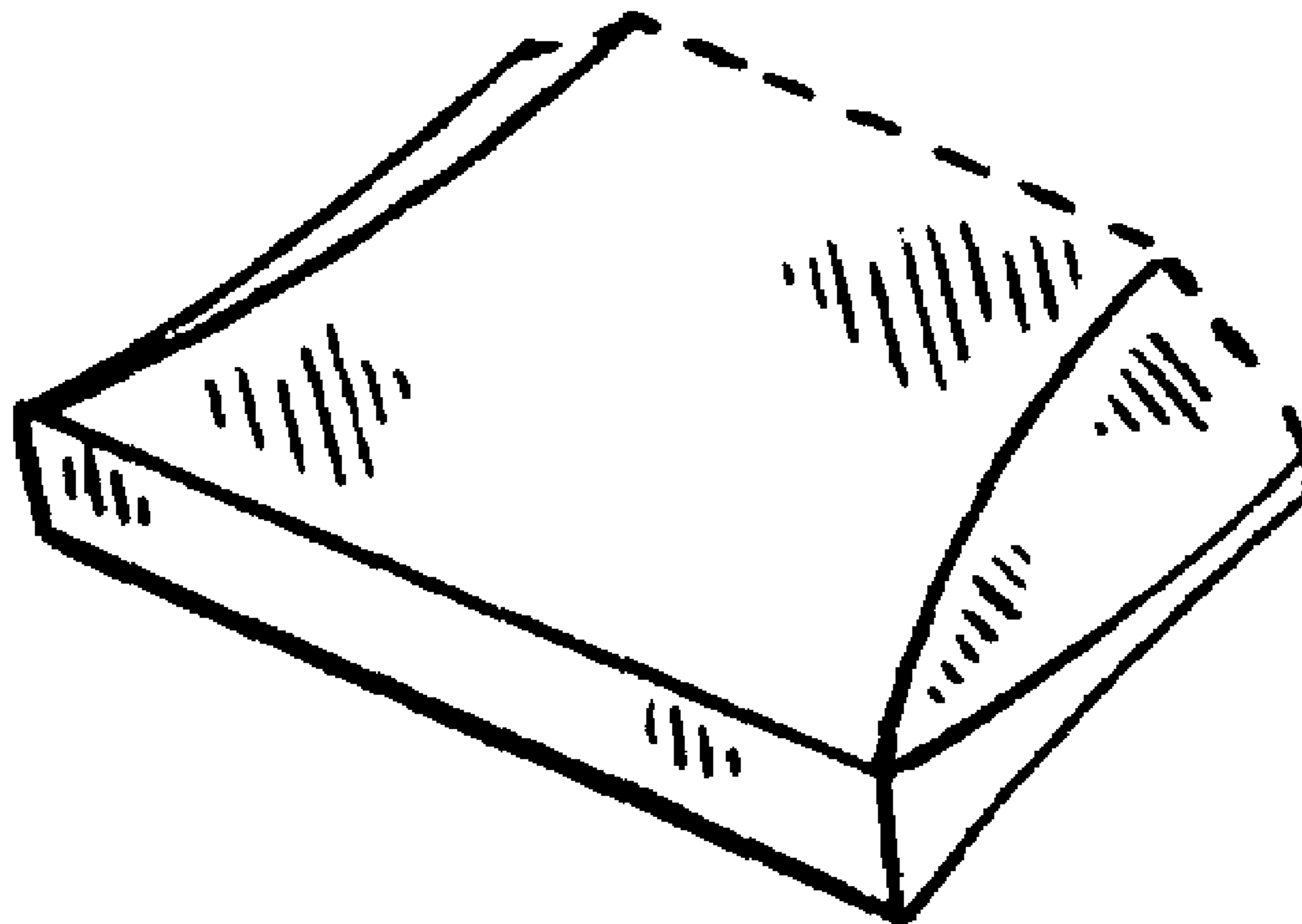


FIG. 1




FIG. 2

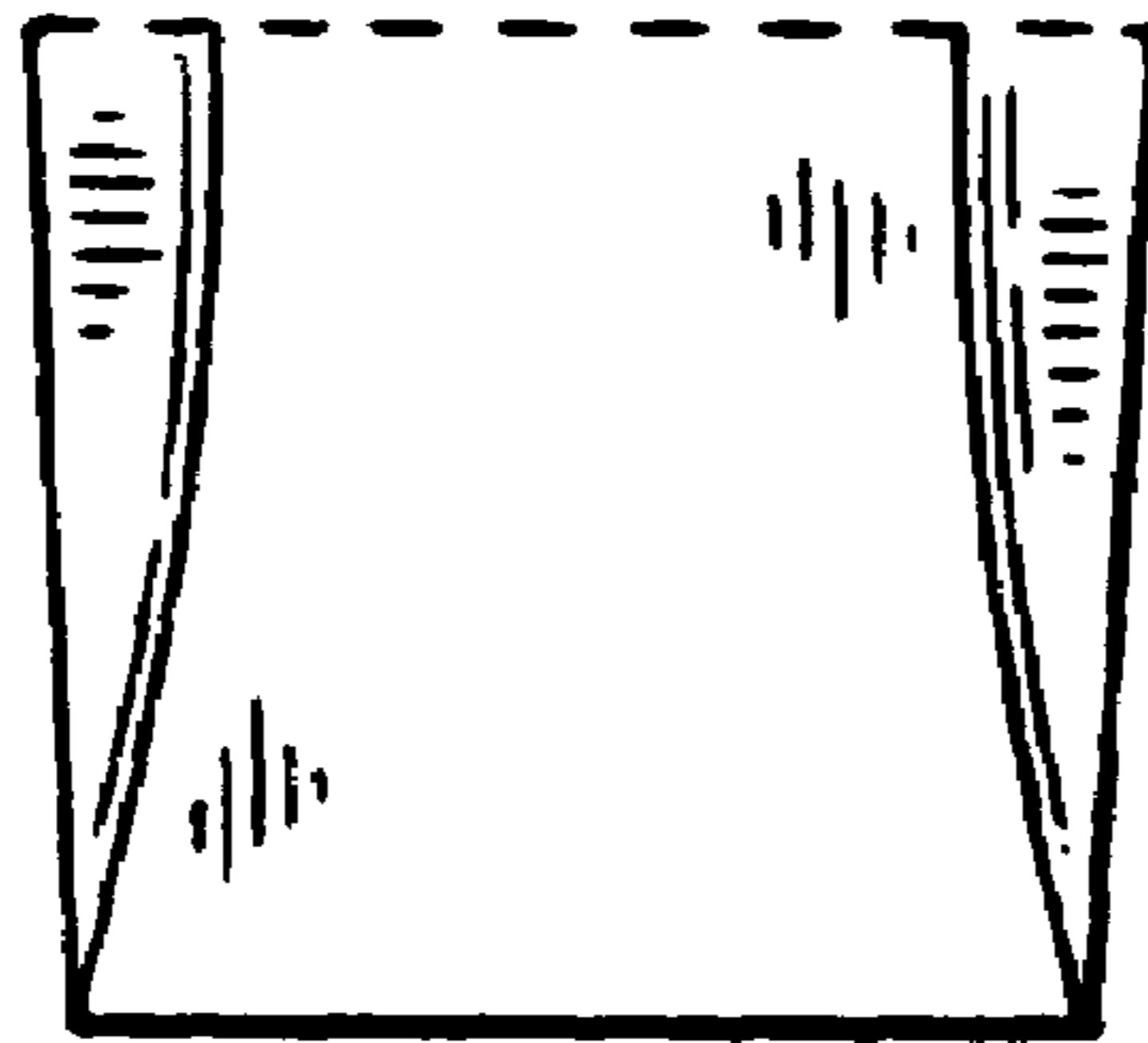


FIG. 3



FIG. 4

