



US00D583636S

(12) **United States Design Patent**  
**Rogers**

(10) **Patent No.:** **US D583,636 S**

(45) **Date of Patent:** **\*\* Dec. 30, 2008**

(54) **WINE RACK**

(76) Inventor: **James W. Rogers**, P.O. Box 637,  
Whitewood, SD (US) 57793

(\*\*) Term: **14 Years**

(21) Appl. No.: **29/287,192**

(22) Filed: **Jul. 9, 2007**

(51) **LOC (8) Cl.** ..... **06-04**

(52) **U.S. Cl.** ..... **D7/702**

(58) **Field of Classification Search** ..... D7/701-708;  
D6/467-469, 570, 552, 553; 211/74, 75,  
211/87.01, 196; 248/146, 158, 174, 188.1  
See application file for complete search history.

(56) **References Cited**

**U.S. PATENT DOCUMENTS**

1,266,749	A *	5/1918	Abbott	.....	211/196
3,901,389	A	8/1975	Belokin, Jr.		
D273,647	S *	5/1984	Kandarian	.....	D6/570
4,496,124	A *	1/1985	Cole	.....	248/146
4,795,038	A *	1/1989	Johnson	.....	211/74
5,025,936	A *	6/1991	Lamoureaux	.....	211/74
D318,581	S *	7/1991	DiDomenico	.....	D6/457
5,904,257	A *	5/1999	Marmet et al.	.....	211/75
6,209,733	B1 *	4/2001	Higgins et al.	.....	211/74

**FOREIGN PATENT DOCUMENTS**

GB	2229352	6/1990
GB	2397516	7/2004

\* cited by examiner

*Primary Examiner*—Terry A Wallace

(74) *Attorney, Agent, or Firm*—Richard C. Litman

(57) **CLAIM**

The ornamental design for a wine rack, as shown and described.

**DESCRIPTION**

FIG. 1 is an environmental perspective view of a first embodiment of a wine rack showing my new design;

FIG. 2 is a top plan view with the bottom being a mirror image thereof;

FIG. 3 is a front elevational view of a first embodiment thereof;

FIG. 4 is a left elevational view thereof;

FIG. 5 is a right side elevational view thereof;

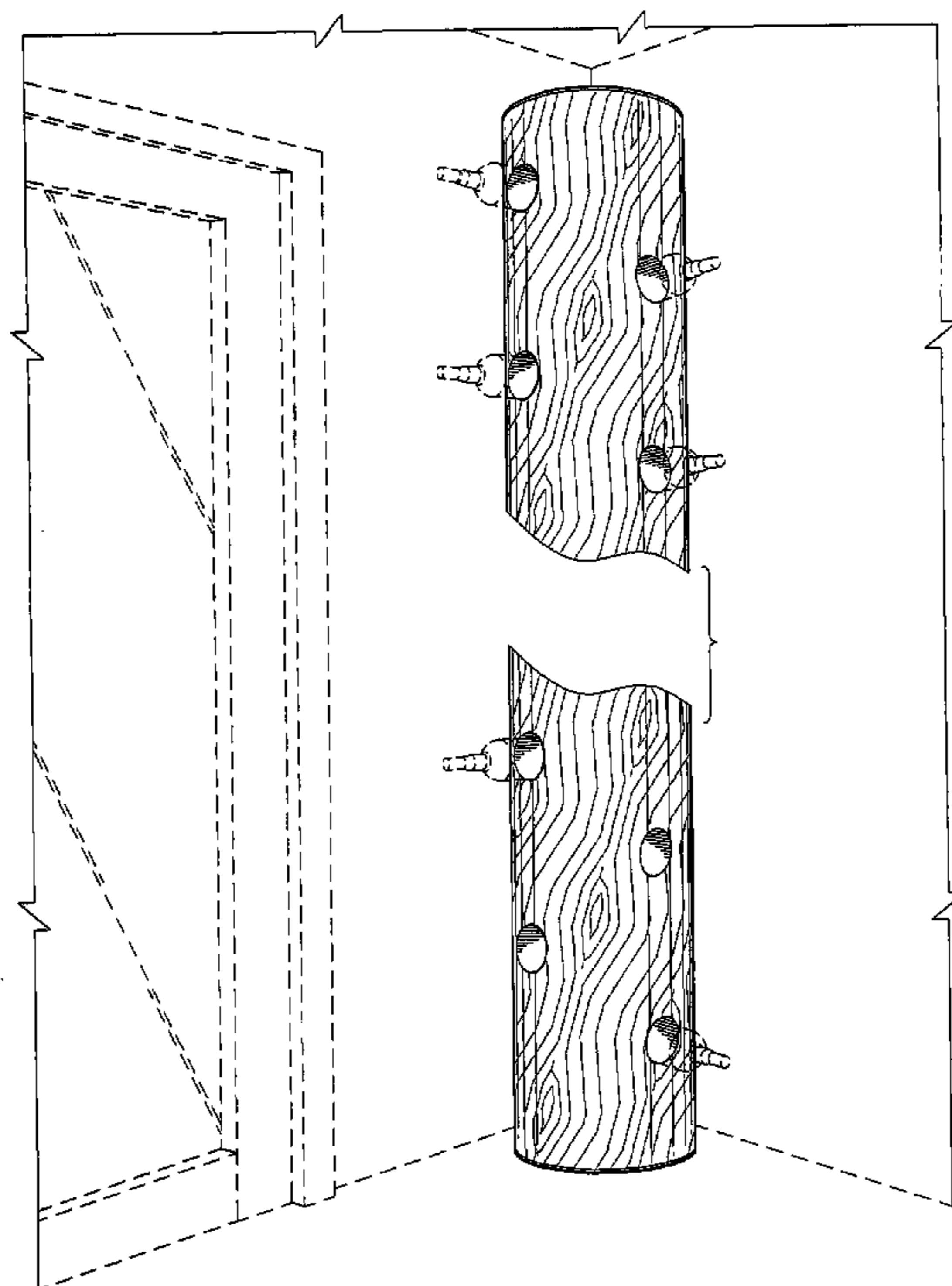
FIG. 6 is a rear elevational view thereof;

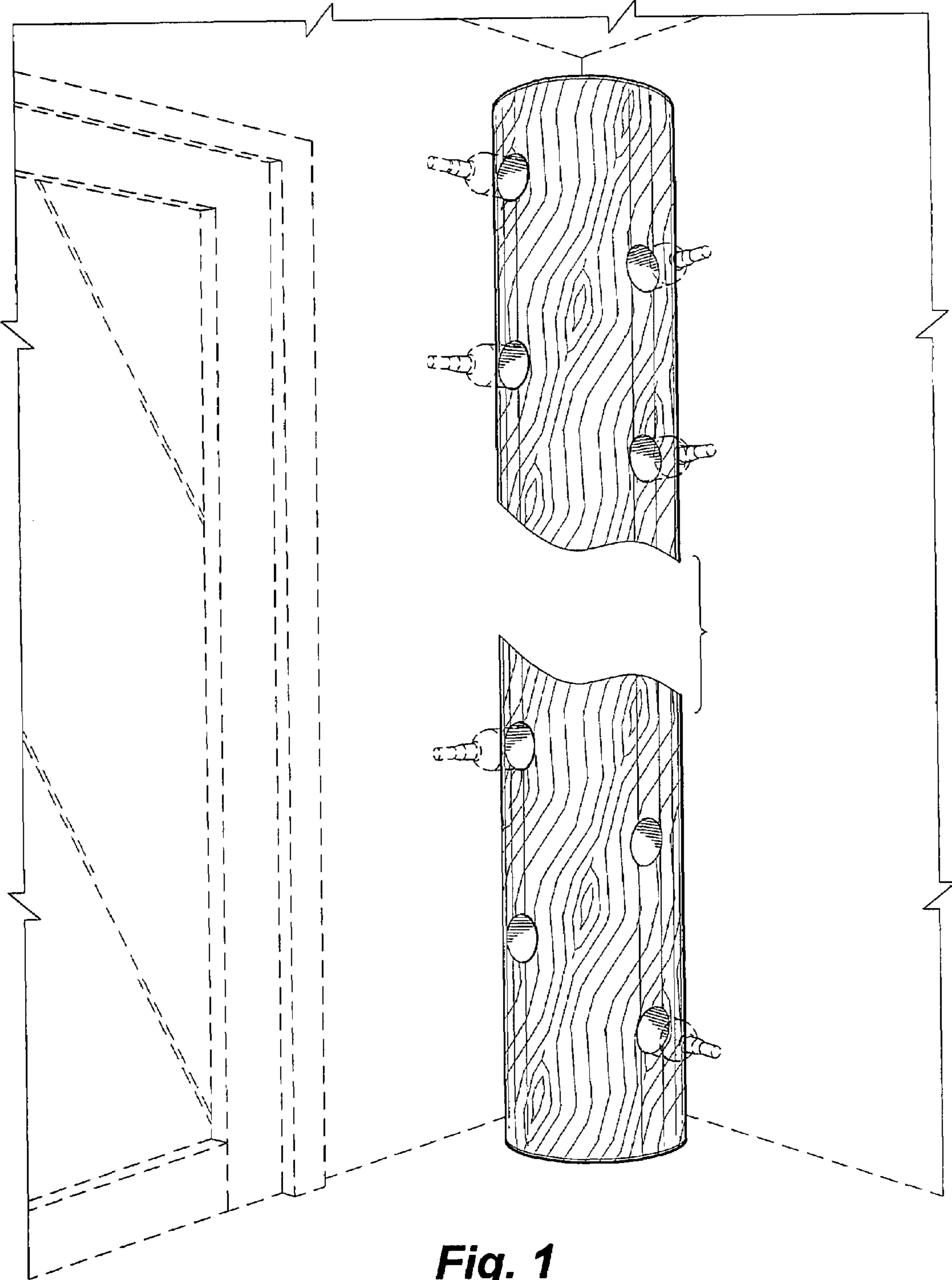
FIG. 7 is a front elevational view of a second embodiment with the rear being a mirror image thereof; and,

FIG. 8 is a left side elevational view of FIG. 7, the right side being a mirror image thereof.


The broken line showing of the room in FIG. 1 and the wine bottles in FIGS. 1 and 3-8 is for illustrative purposes only and forms no part of the claimed design. The height of the rack is of indefinite length as shown by the broken sections in FIGS. 1 and 3-8.

**1 Claim, 7 Drawing Sheets**

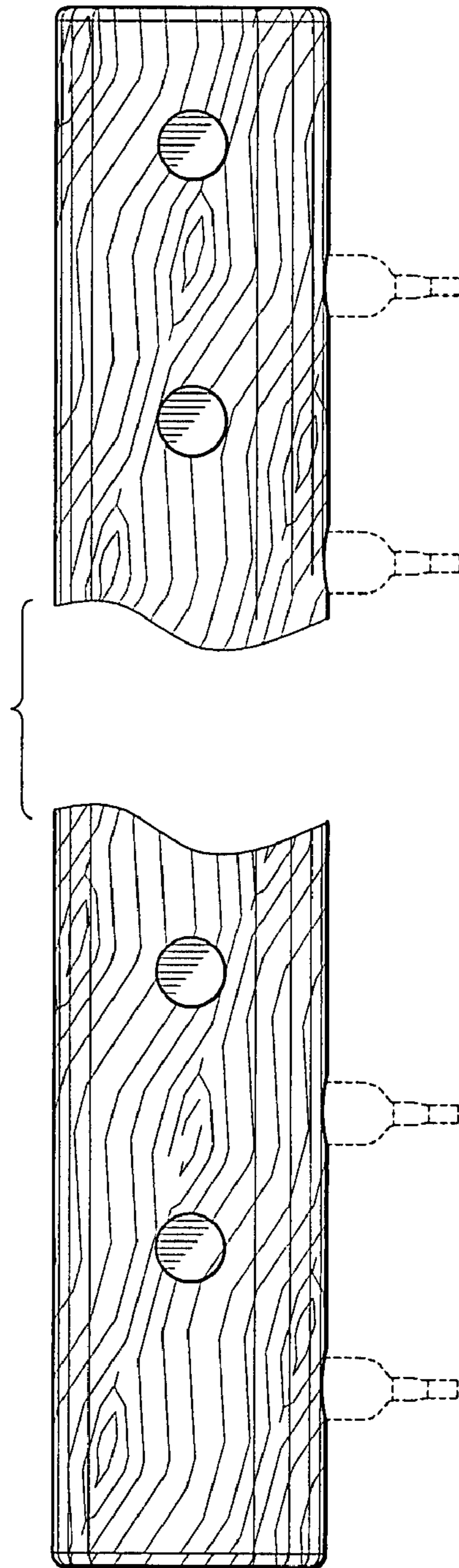




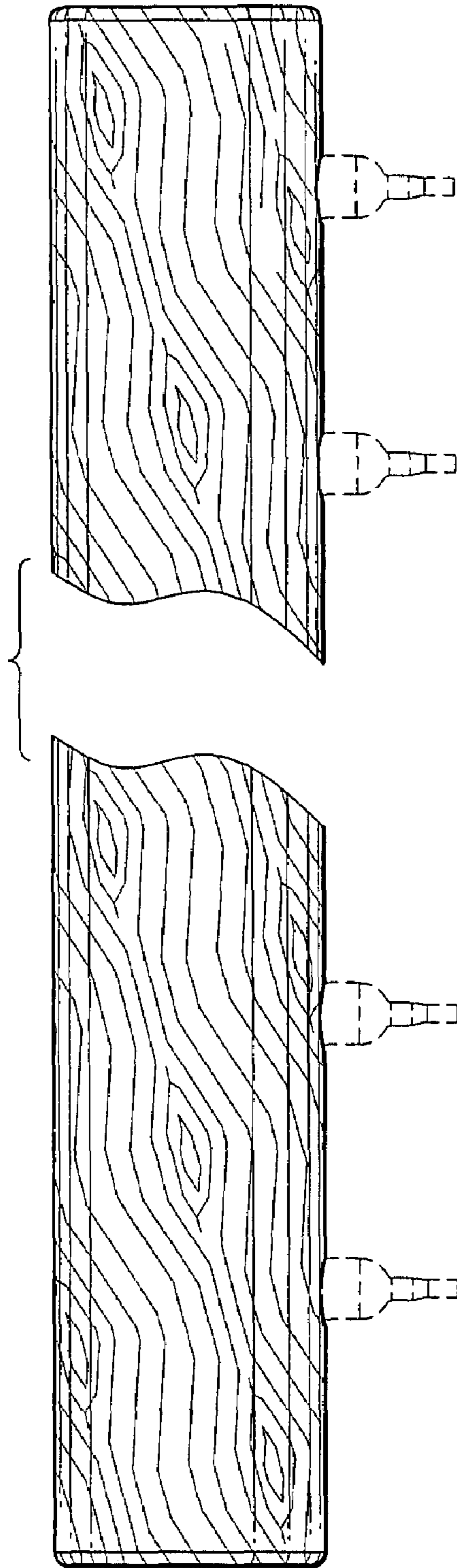
**Fig. 1**



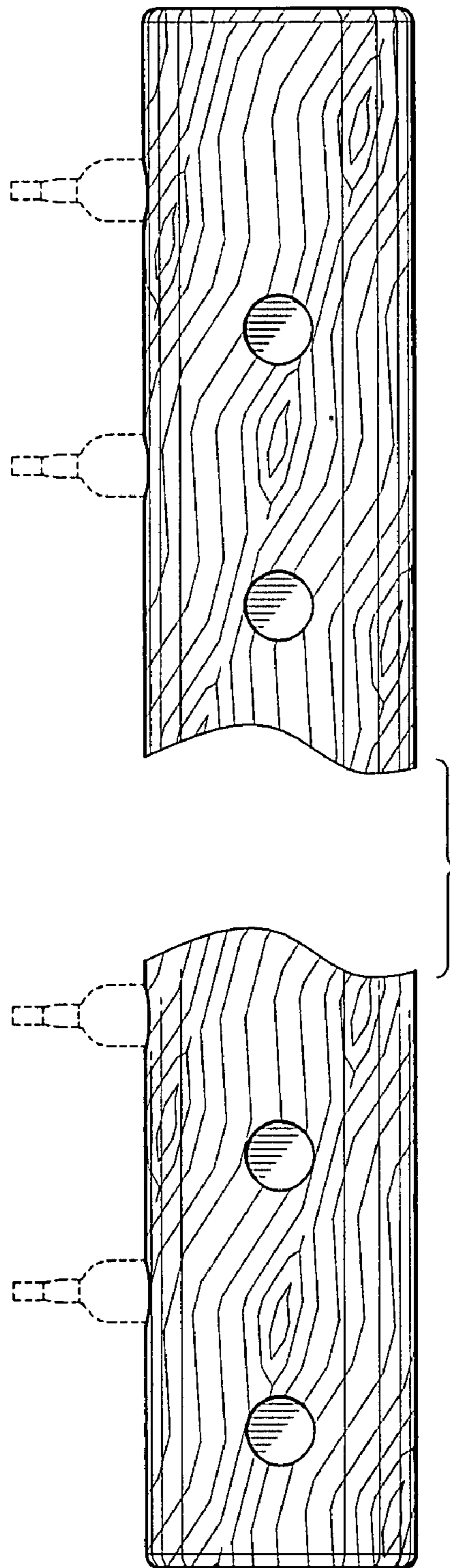
**Fig. 2**



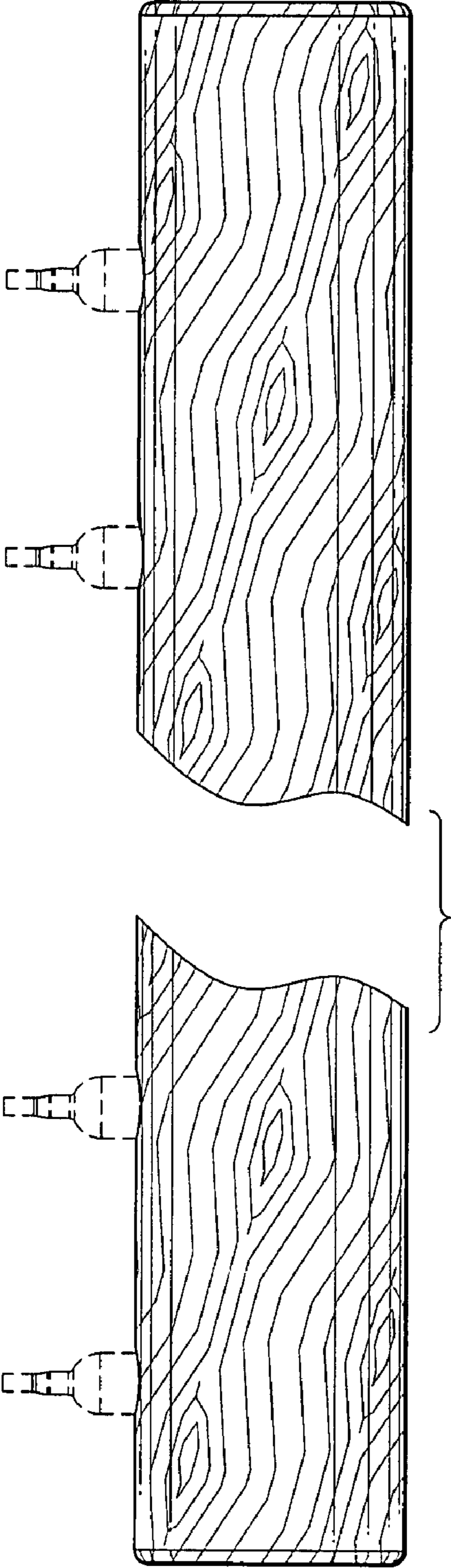
**Fig. 3**



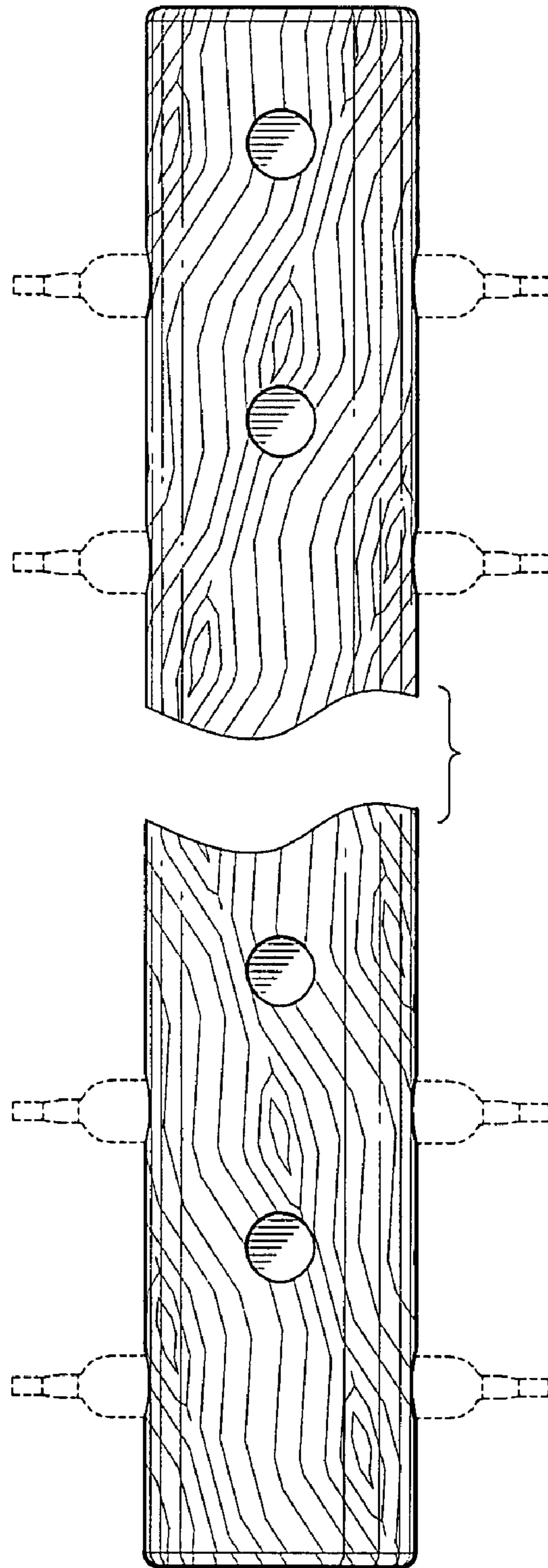
**Fig. 4**



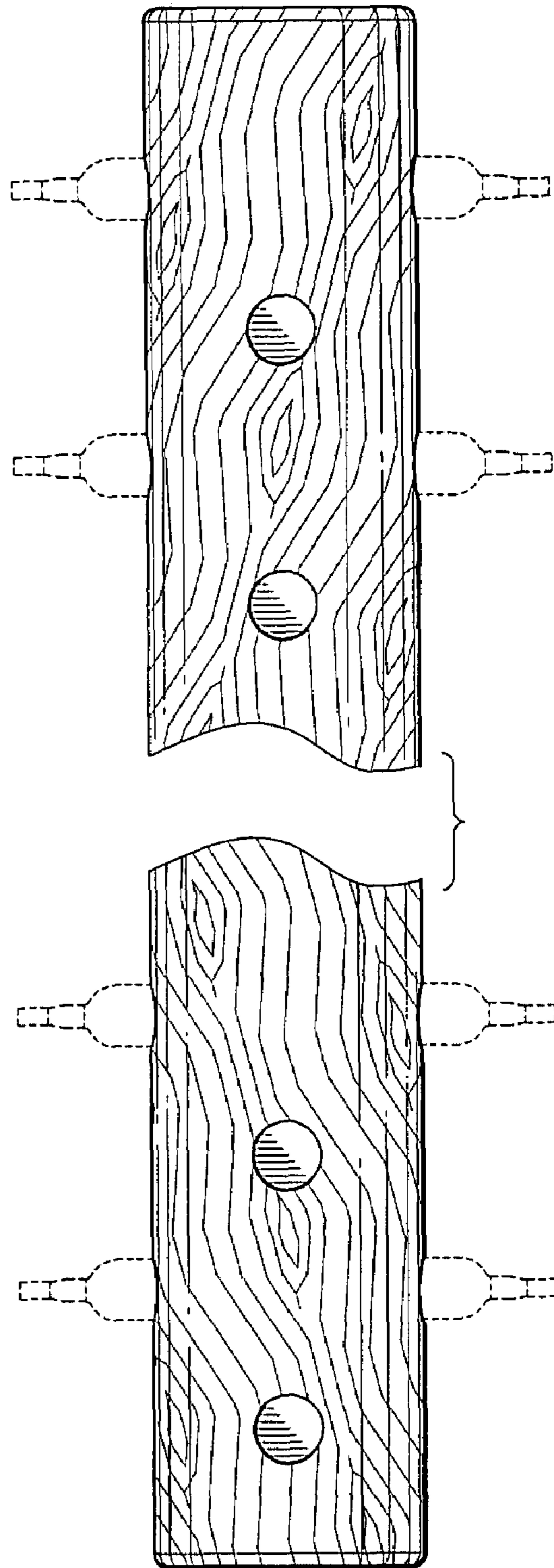
**Fig. 5**



**Fig. 6**



**Fig. 7**



**Fig. 8**