

US00D583606S

(12) **United States Design Patent**  
**Mazzuca**

(10) **Patent No.:** **US D583,606 S**  
(45) **Date of Patent:** **\*\* Dec. 30, 2008**

(54) **MATTRESS COVER**

(76) **Inventor:** **Connie Mazzuca**, 4934 Bock St., Las Vegas, NV (US) 89119

(\*\*) **Term:** **14 Years**

(21) **Appl. No.:** **29/295,904**

(22) **Filed:** **Oct. 10, 2007**

(51) **LOC (8) Cl.** ..... **06-13**

(52) **U.S. Cl.** ..... **D6/606**

(58) **Field of Classification Search** ..... D6/595,  
D6/596, 602, 603, 606; 5/284, 482-486,  
5/490, 494-502, 699, 737

See application file for complete search history.

(56) **References Cited**

**U.S. PATENT DOCUMENTS**

2,454,463	A *	11/1948	Kromer et al.	5/497
2,598,141	A *	5/1952	Simpson	5/497
2,994,094	A *	8/1961	Hester	5/497
3,181,179	A *	5/1965	Roddey, Jr.	5/497
3,702,484	A	11/1972	Tobinick et al.	
4,185,341	A *	1/1980	Scales	5/699
4,281,425	A	8/1981	Jacobs	
4,312,087	A *	1/1982	De Geus	5/490
4,662,013	A *	5/1987	Harrison	5/497
4,702,443	A *	10/1987	Callaway	248/51
4,972,534	A	11/1990	Hutton	
D313,722	S	1/1991	Axelson	
5,007,123	A *	4/1991	Salyards	5/699
5,029,353	A *	7/1991	Kimball et al.	5/497

5,109,559	A	5/1992	West	
5,765,241	A *	6/1998	Macdonald	5/497
5,970,544	A *	10/1999	Kardell	5/499
5,996,148	A *	12/1999	McCain et al.	5/497
6,109,256	A	8/2000	Sardi	
7,032,262	B2 *	4/2006	Creech	5/497
2004/0031100	A1 *	2/2004	Creech	5/497
2005/0132498	A1 *	6/2005	Vrionis	5/737
2007/0050909	A1 *	3/2007	Coe	5/497

\* cited by examiner

*Primary Examiner*—Caron Veynar

*Assistant Examiner*—Mary Ann Calabrese

(74) *Attorney, Agent, or Firm*—Advantia Law Group; Michael W. Starkweather; Jason P. Webb

(57) **CLAIM**

The ornamental design for a mattress cover, as shown and described.

**DESCRIPTION**

FIG. 1 is a front elevational view of a mattress cover showing my new design;

FIG. 2 is a rear elevational view thereof;

FIG. 3 is a left side elevational view thereof;

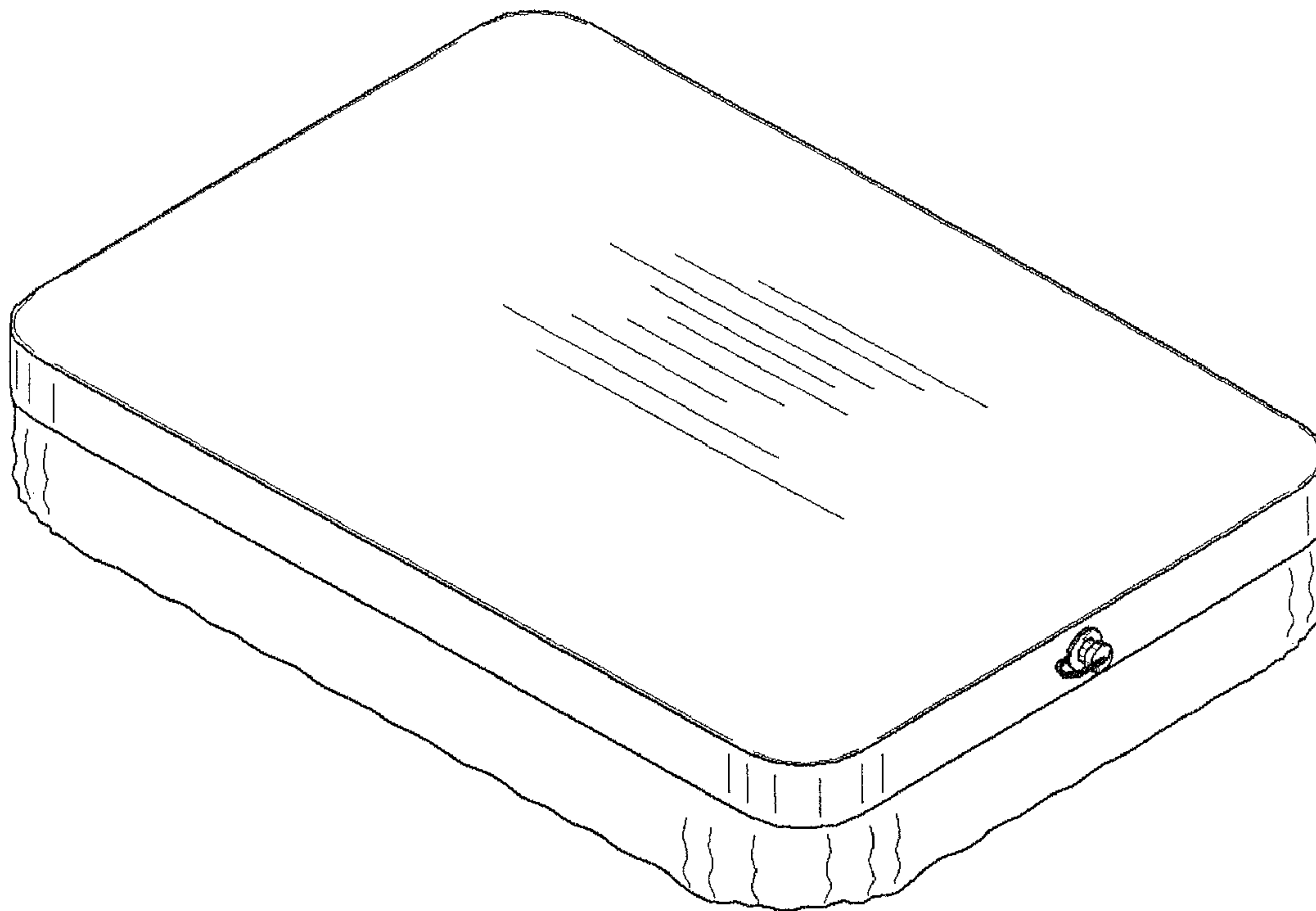
FIG. 4 is a right side elevational view thereof;

FIG. 5 is a top plan view thereof;

FIG. 6 is a bottom plan thereof; and,

FIG. 7 is a perspective view thereof.

**1 Claim, 3 Drawing Sheets**






FIG. 1




FIG. 2




FIG. 3

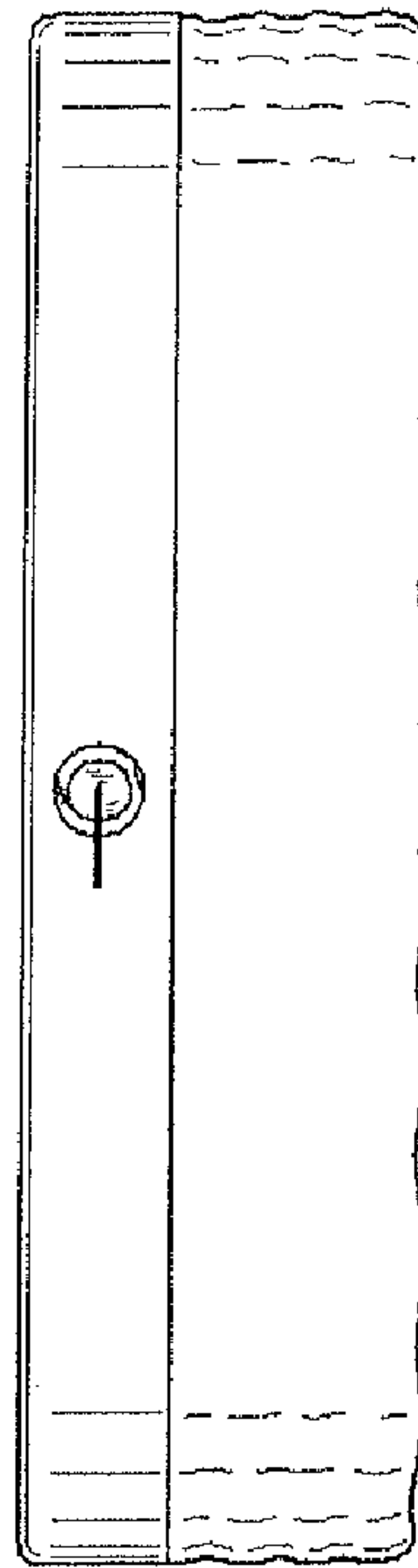


FIG. 4

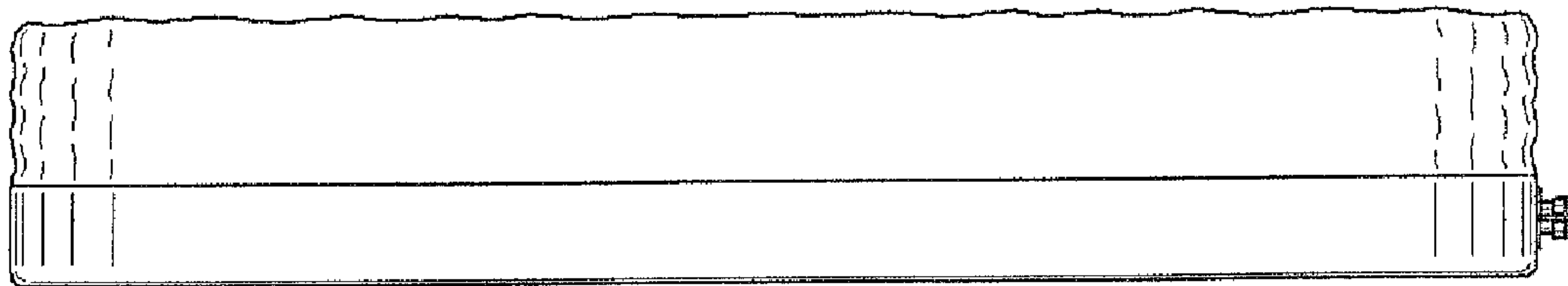


FIG. 5

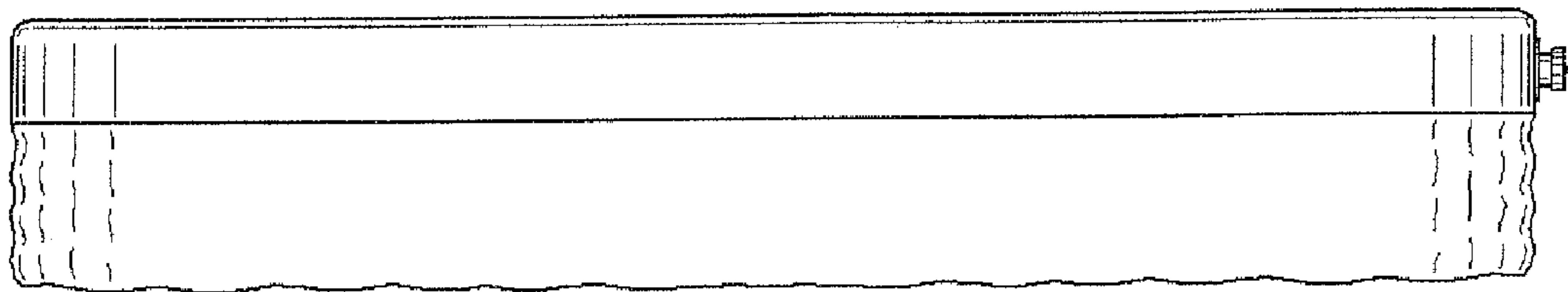


FIG. 6

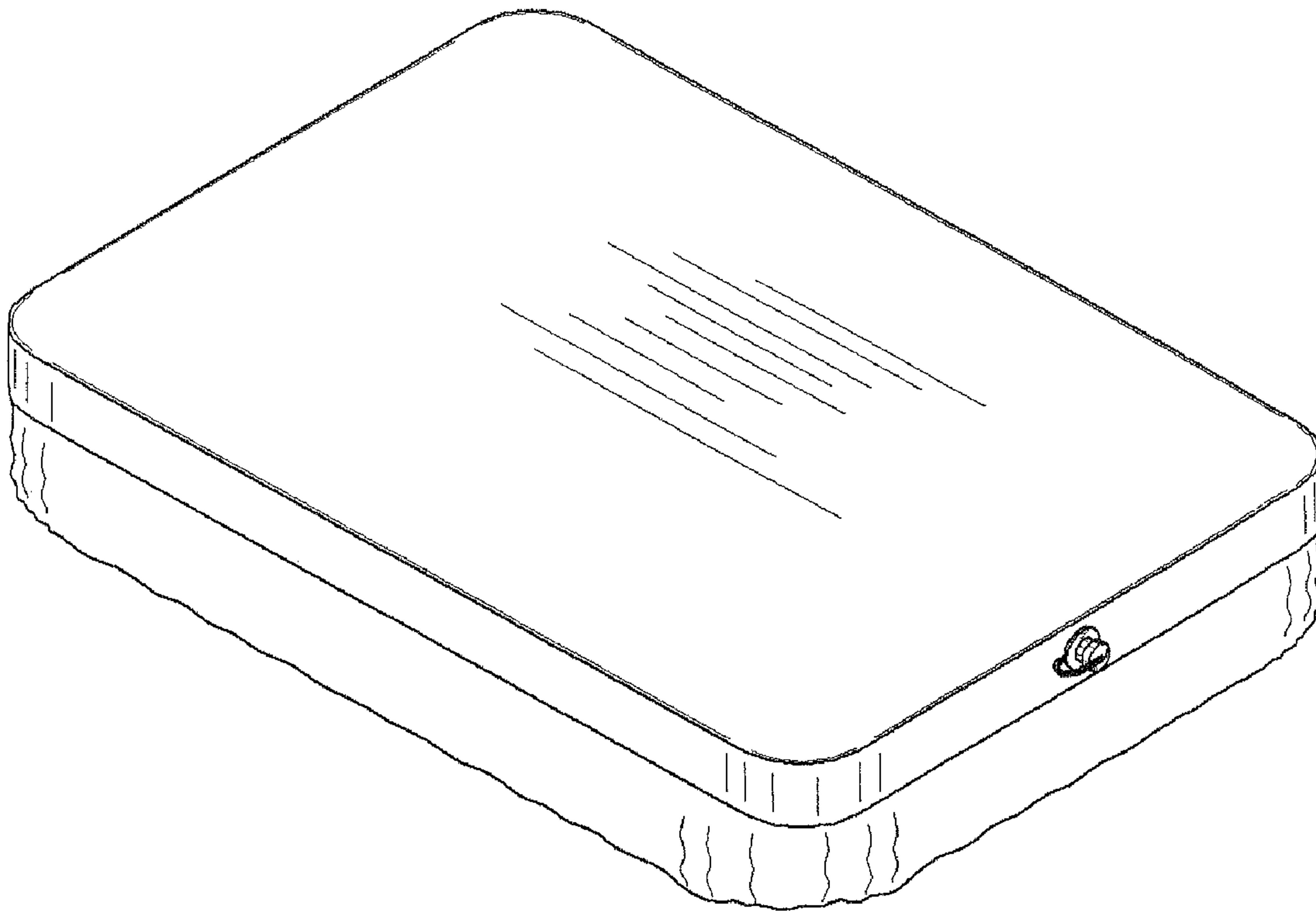


FIG. 7