



US00D583601S

(12) **United States Design Patent**
Doyle et al.

(10) **Patent No.:** **US D583,601 S**
(45) **Date of Patent:** **** Dec. 30, 2008**

- (54) **VICTORIAN PLANT BRACKET**
 - (75) Inventors: **Ashley Doyle**, Vancouver (CA); **Hou Jun (Frank) Fan**, Surrey (CA)
 - (73) Assignee: **Peak Innovations Inc.**, Richmond (CA)
 - (**) Term: **14 Years**
 - (21) Appl. No.: **29/280,513**
 - (22) Filed: **May 30, 2007**
 - (51) **LOC (8) Cl.** **06-04**
 - (52) **U.S. Cl.** **D6/556**
 - (58) **Field of Classification Search** D6/553,
D6/556, 566, 567; D8/366, 349, 363, 367,
D8/373, 372; 211/86.01, 87.01, 100, 105.1,
211/105.2, 181.1
- See application file for complete search history.

(56) **References Cited**
U.S. PATENT DOCUMENTS

D305 S	8/1850	Bryant	
104,463 A	6/1870	Judd	
D23,730 S	10/1894	Gavin	
D23,873 S	12/1894	Gavin	
D202,354 S	9/1965	Hentzi	
D251,944 S *	5/1979	Chasen	D6/556
D348,631 S *	7/1994	Hollinger	D8/373
D348,632 S	7/1994	Hollinger	
D365,748 S *	1/1996	Hollinger	D8/381
D371,507 S *	7/1996	Hollinger	D8/373
D392,141 S *	3/1998	Cavanaugh	D6/556
D459,978 S *	7/2002	Hollinger	D8/366
D474,959 S	5/2003	Massa	

D492,583 S 7/2004 Clayton

FOREIGN PATENT DOCUMENTS

CA 97346 12/2001

OTHER PUBLICATIONS

Rings Shelf Bracket, manufactured by John Sterling Corp., Manufacturer SKU No. PR00828W-T, Universal Product Code (UPC) 077355008203, available online at: <http://www.builderdepot.com/browse.ihtml?pid=210233&step=5&prodstoreid=2135#http://www.hardwareworld.com/white-shelf-bracket-p9w7a33.aspx>. Pacific Rim Brackets LTD., 2006 Catalogue, Hand Forged Brackets, "Victorian Swirl Bracket—15"; Code: WB96B" p. 2, Vancouver Canada.

* cited by examiner

Primary Examiner—Brian N Vinson
(74) *Attorney, Agent, or Firm*—Mark Hopkinson


(57) **CLAIM**

The ornamental design for a victorian plant bracket, as shown and described.

DESCRIPTION

FIG. 1 is a left side view of the victorian plant bracket;
FIG. 2 is a right side view thereof;
FIG. 3 is a top view thereof;
FIG. 4 is a bottom view thereof;
FIG. 5 is a front view thereof;
FIG. 6 is a rear view thereof; and,
FIG. 7 is a perspective view thereof.

1 Claim, 5 Drawing Sheets






Figure 1

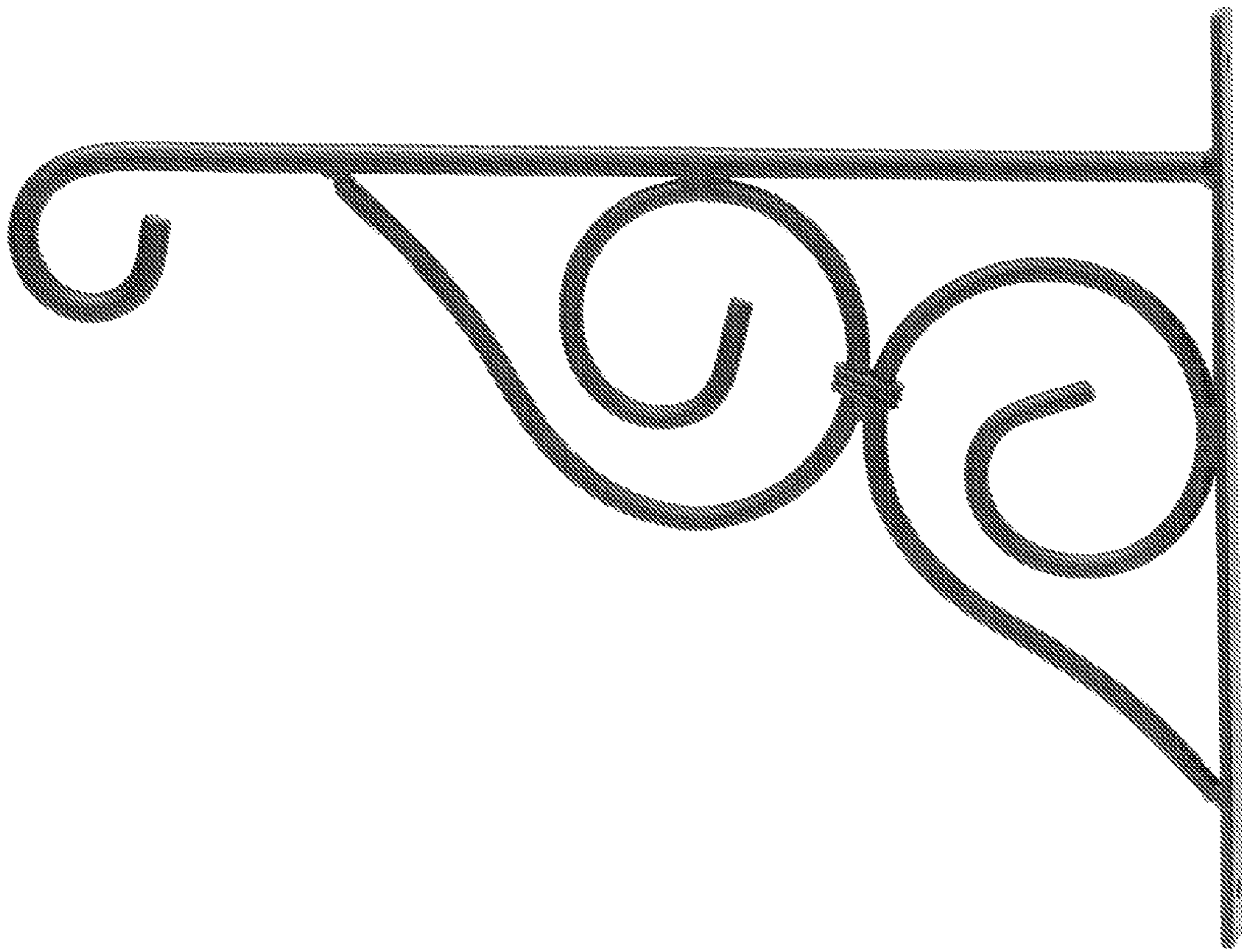


Figure 2




Figure 3



Figure 4




Figure 5




Figure 6



Figure 7