

US00D583591S

(12) **United States Design Patent**
Jung et al.

(10) **Patent No.:** **US D583,591 S**

(45) **Date of Patent:** **** Dec. 30, 2008**

(54) **FURNITURE PANEL**

(75) Inventors: **Tobias Jung**, Fürstentfeldbruck (DE);
Franz Riener, Leonstein (AT)

(73) Assignee: **X-PAND Möbelhandels GmbH & Co**
KG, Kirchdorf an der Krems (AT)

(**) Term: **14 Years**

(21) Appl. No.: **29/248,128**

(22) Filed: **Jul. 28, 2006**

(30) **Foreign Application Priority Data**

| | | |
|--------------|------|---------------|
| Feb. 2, 2006 | (EM) | 000477070-001 |
| Feb. 2, 2006 | (EM) | 000477070-002 |
| Feb. 2, 2006 | (EM) | 000477070-003 |
| Feb. 2, 2006 | (EM) | 000477070-004 |
| Feb. 2, 2006 | (EM) | 000477070-005 |
| Feb. 2, 2006 | (EM) | 000477070-006 |

(51) **LOC (8) Cl.** **06-01**

(52) **U.S. Cl.** **D6/494**

(58) **Field of Classification Search** D6/332,
D6/396, 421, 449, 462, 509, 397; D20/10;
D25/58; D14/307; 108/60, 61; 211/134,
211/180; 312/4-6, 406, 265.5, 265.6; 52/238.1,
52/239; 160/130, 131, 135, 351, 352, 353,
160/371, DIG. 9

See application file for complete search history.

(56) **References Cited**

U.S. PATENT DOCUMENTS

| | | | | |
|-----------|-----|---------|-----------------|---------|
| 2,914,872 | A * | 12/1959 | Goodrich | 40/124 |
| D197,159 | S * | 12/1963 | Nelson et al. | D6/409 |
| 3,592,289 | A * | 7/1971 | Aysta et al. | 160/135 |
| 3,768,222 | A * | 10/1973 | Birum, Jr. | 52/239 |
| 3,978,631 | A * | 9/1976 | Diersing | 52/239 |
| 3,990,204 | A * | 11/1976 | Haworth et al. | 52/239 |
| 4,068,700 | A * | 1/1978 | Legler | 160/351 |
| 4,121,645 | A * | 10/1978 | Behr | 160/135 |
| 4,161,850 | A * | 7/1979 | Peterson et al. | 52/65 |
| 4,194,313 | A * | 3/1980 | Downing | 40/610 |

| | | | | |
|-----------|-----|---------|------------------|----------|
| 4,606,394 | A * | 8/1986 | Bannister | 160/351 |
| 4,631,881 | A * | 12/1986 | Charman | 52/220.7 |
| 4,635,417 | A * | 1/1987 | Larouche | 52/239 |
| 4,949,490 | A * | 8/1990 | Miller | 40/605 |
| 4,958,671 | A * | 9/1990 | Bove | 160/135 |
| 5,056,577 | A * | 10/1991 | DeLong et al. | 160/135 |
| 5,097,643 | A * | 3/1992 | Wittler | 52/238.1 |
| 5,486,391 | A * | 1/1996 | Tyner | 428/44 |
| 5,561,960 | A * | 10/1996 | Minnick et al. | 52/578 |
| D395,365 | S * | 6/1998 | Verbeek et al. | D6/332 |
| D397,562 | S * | 9/1998 | DePottley et al. | D6/468 |
| 6,009,930 | A * | 1/2000 | Jantschek | 160/135 |
| D422,796 | S * | 4/2000 | Milligan et al. | D6/332 |
| D473,385 | S * | 4/2003 | Joergensen | D6/332 |
| D479,883 | S * | 9/2003 | Gresham et al. | D25/58 |
| D481,466 | S * | 10/2003 | Mueller et al. | D25/58 |
| D485,080 | S * | 1/2004 | Stewich | D6/332 |
| D524,063 | S * | 7/2006 | Berg et al. | D6/332 |

* cited by examiner

Primary Examiner—Sandra Snapp

(74) *Attorney, Agent, or Firm*—Workman Nydegger

(57) **CLAIM**

The ornamental design for a furniture panel, as shown and described.

DESCRIPTION

FIG. 1 is a perspective view of a furniture panel according to one embodiment of the present invention;

FIG. 2 is a front view of the furniture panel of FIG. 1, the opposing rear view being the mirror image thereof;

FIG. 3 is a top view of the furniture panel of FIG. 1, the opposing bottom view being the mirror image thereof;

FIG. 4 is a side view of the furniture panel of FIG. 1, the opposing side view being the mirror image thereof;

FIG. 5 is a perspective view of a furniture panel according to an alternative embodiment of the present invention;

FIG. 6 is a front view of the furniture panel of FIG. 5, the opposing rear view being the mirror image thereof;

FIG. 7 is a top view of the furniture panel of FIG. 5, the opposing bottom view being the mirror image thereof;




FIG. 8 is a side view of the furniture panel of FIG. 5, the opposing side view being the mirror image thereof;

FIG. 9 is a perspective view of a furniture panel according to another alternative embodiment of the present invention;

FIG. 10 is a front view of the furniture panel of FIG. 9, the opposing rear view being the mirror image thereof;

FIG. 11 is a top view of the furniture panel of FIG. 9, the opposing bottom view being the mirror image thereof;

FIG. 12 is a side view of the furniture panel of FIG. 9, the opposing side view being the mirror image thereof;

FIG. 13 is a perspective view of a furniture panel according to yet another alternative embodiment of the present invention;

FIG. 14 is a front view of the furniture panel of FIG. 13, the opposing rear view being the mirror image thereof;

FIG. 15 is a top view of the furniture panel of FIG. 13, the opposing bottom view being the mirror image thereof;

FIG. 16 is a side view of the furniture panel of FIG. 13, the opposing side view being the mirror image thereof;

FIG. 17 is a perspective view of a furniture panel according to yet another alternative embodiment of the present invention;

FIG. 18 is a front view of the furniture panel of FIG. 17, the opposing rear view being the mirror image thereof;

FIG. 19 is a top view of the furniture panel of FIG. 17, the opposing bottom view being the mirror image thereof;

FIG. 20 is a side view of the furniture panel of FIG. 17, the opposing side view being the mirror image thereof;

FIG. 21 is a perspective view of a furniture panel according to yet another alternative embodiment of the present invention;

FIG. 22 is a front view of the furniture panel of FIG. 21, the opposing rear view being the mirror image thereof;

FIG. 23 is a top view of the furniture panel of FIG. 22, the opposing bottom view being the mirror image thereof; and,

FIG. 24 is a side view of the furniture panel of FIG. 22, the opposing side view being the mirror image thereof.

1 Claim, 12 Drawing Sheets




Fig. 1




Fig. 3



Fig. 4




Fig. 2




Fig. 5




Fig. 7



Fig. 8




Fig. 6

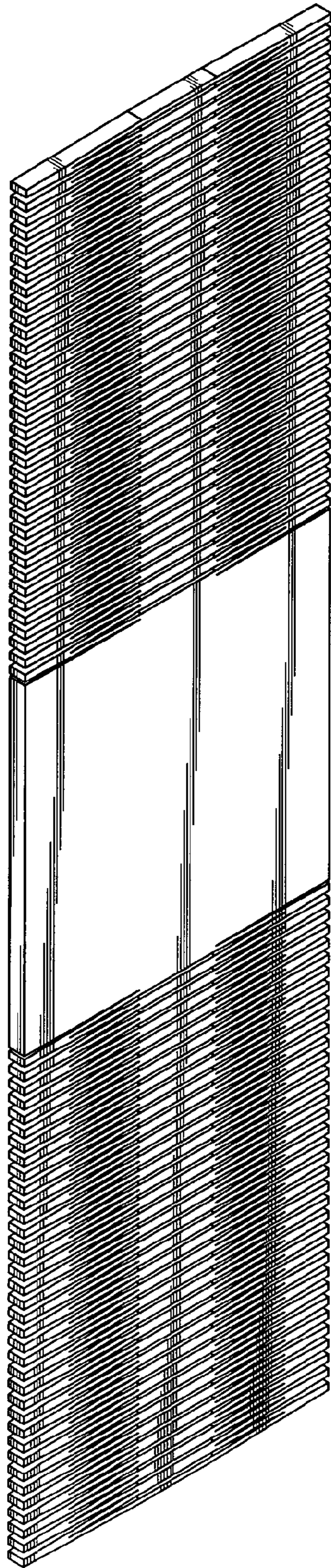


Fig. 9




Fig. 11



Fig. 12

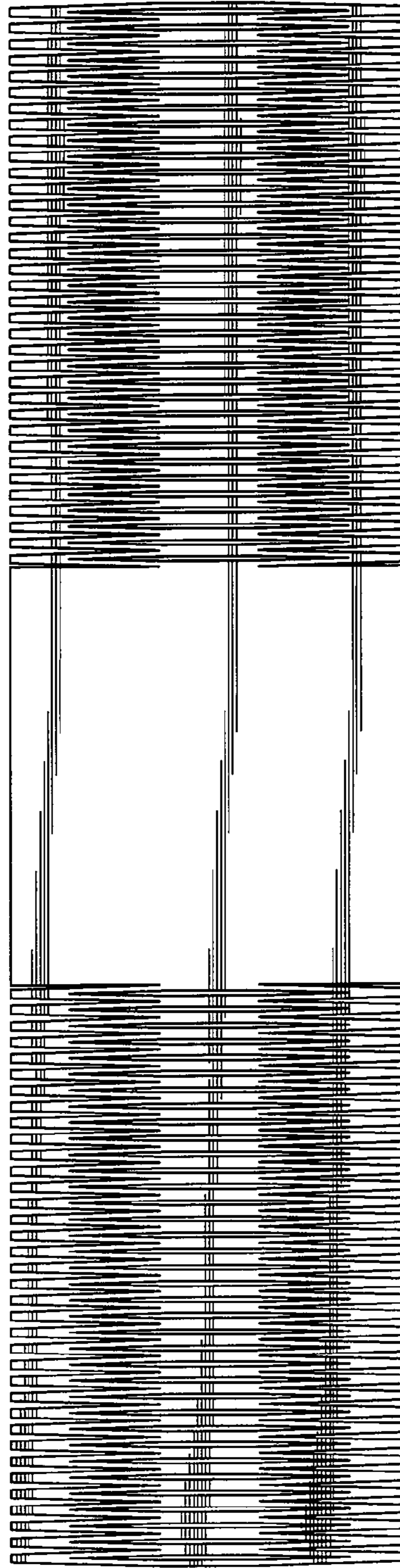


Fig. 10




Fig. 13

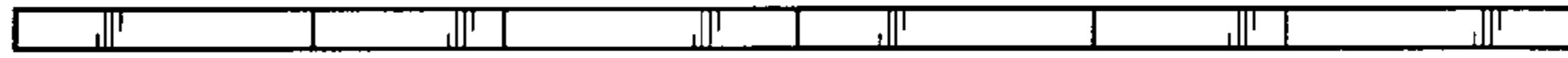


Fig. 15



Fig. 16




Fig. 14




Fig. 17

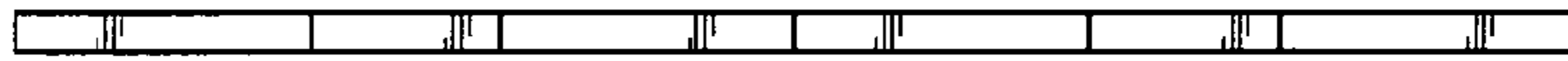


Fig. 19



Fig. 20




Fig. 18




Fig. 21




Fig. 23



Fig. 24




Fig. 22