



US00D583588S

(12) **United States Design Patent**
Maki

(10) **Patent No.:** **US D583,588 S**

(45) **Date of Patent:** **** Dec. 30, 2008**

(54) **WINE PALLET DISPLAY STAND**

(75) Inventor: **James Maki**, Richmond, CA (US)

(73) Assignee: **Rapid Displays, Inc.**, Chicago, IL (US)

(**) Term: **14 Years**

(21) Appl. No.: **29/304,066**

(22) Filed: **Feb. 25, 2008**

(51) **LOC (8) Cl.** **06-07**

(52) **U.S. Cl.** **D6/449**

(58) **Field of Classification Search** D6/476,
D6/469, 468, 467, 466, 454, 449, 409, 310,
D6/311, 477, 478, 479; D29/130; D20/10,
D20/18, 19, 21; D19/90, 88; D11/131; D14/239,
D14/254; 211/72, 13.1, 85.1, 85.2, 85.3,
211/85.4, 30; 280/47.35; 312/114

See application file for complete search history.

(56) **References Cited**

U.S. PATENT DOCUMENTS

1,088,642 A	2/1914	Wilcox	
2,112,583 A *	3/1938	Tucker et al.	40/734
2,339,176 A	1/1944	Lee	
D181,693 S *	12/1957	Tichner	D6/454
2,955,707 A	10/1960	Foote	
3,256,983 A	6/1966	Lech	
3,294,270 A	12/1966	Geisler	
3,297,191 A	1/1967	Eastman	
3,338,406 A	8/1967	Anderson	
3,774,774 A *	11/1973	Menkel	211/72
3,804,234 A	4/1974	Gordon	
3,899,076 A	8/1975	Florian	
D239,991 S *	5/1976	Hanson	D6/466
4,094,526 A *	6/1978	Clarke et al.	280/47.35
D277,819 S *	3/1985	Crosslen	D6/449
4,567,981 A	2/1986	Headon	
4,911,300 A	3/1990	Colonna	

4,941,624 A	7/1990	Schuster	
4,962,859 A *	10/1990	Kump	211/50
D329,154 S *	9/1992	Waterston	D6/476
D333,227 S *	2/1993	Horvath	D6/468
D353,285 S *	12/1994	Spirk et al.	D6/467
D358,280 S *	5/1995	LaFontaine	D6/467

(Continued)

FOREIGN PATENT DOCUMENTS

DE	3616032	11/1986
DE	29621264	2/1997
JP	2000281053	10/2000
JP	2004217248 A	8/2004
WO	WO 03016174	2/2003

Primary Examiner—Cathron C Brooks

Assistant Examiner—Austin Murphy

(74) *Attorney, Agent, or Firm*—DLA Piper LLP (US); R. Blake Johnston

(57) **CLAIM**

The ornamental design for an wine pallet display stand, as shown and described.

DESCRIPTION

FIG. 1 is a front perspective view of the wine pallet display stand;

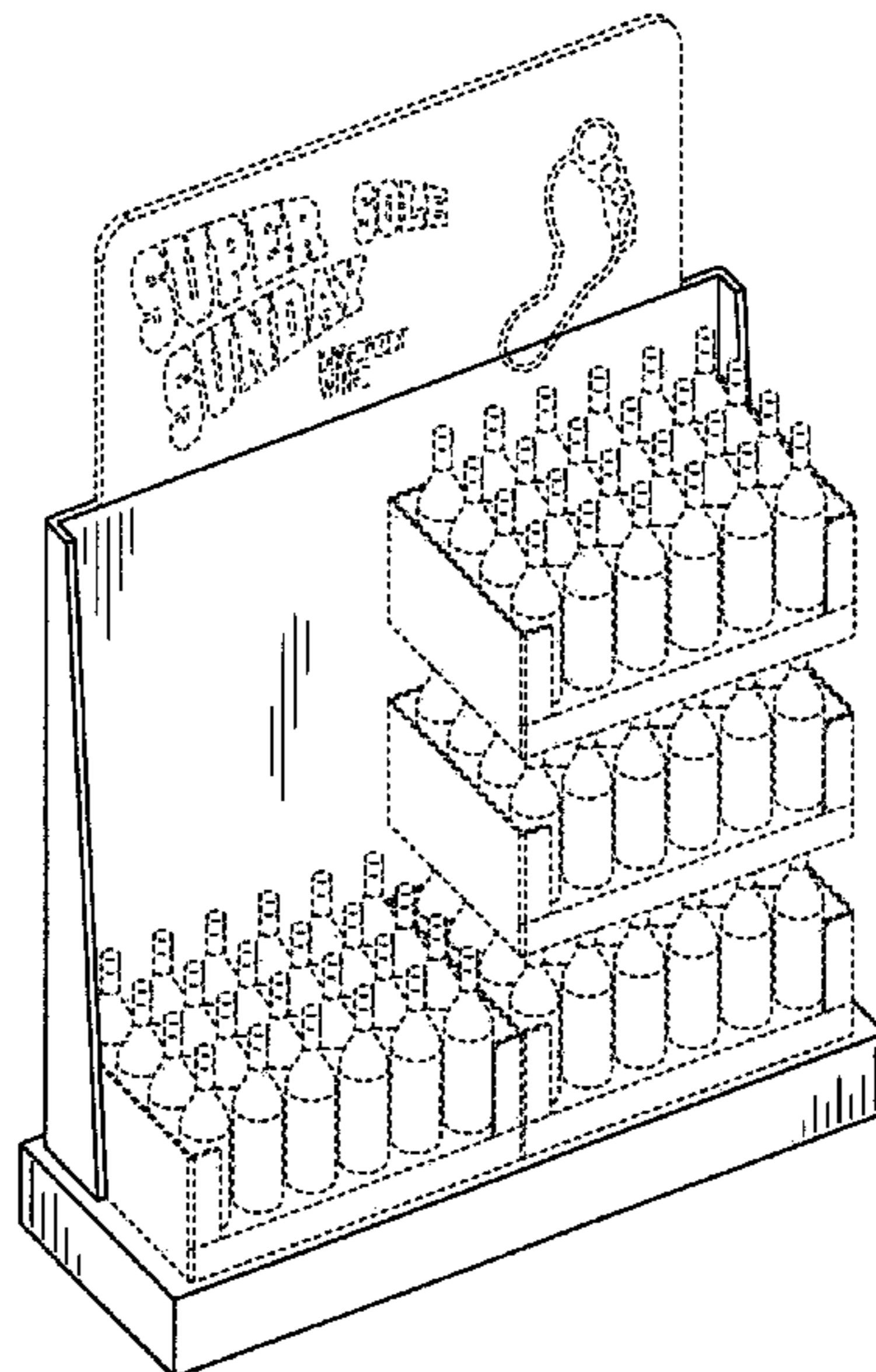
FIG. 2 is a side elevational view of the wine pallet display stand;

FIG. 3 is a front elevational view of the wine pallet display stand; and,

FIG. 4 is a top plan view of the wine pallet display stand.

The broken lines in the drawings are included for the purpose of illustrating environmental structure and form no part of the claimed design.

1 Claim, 3 Drawing Sheets



US D583,588 S

Page 2

U.S. PATENT DOCUMENTS

D368,184 S *	3/1996	Eley	D6/449	D445,263 S *	7/2001	Malamud	D6/310
D369,473 S *	5/1996	Gluck	D6/300	6,290,057 B1	9/2001	Hurley	
5,542,551 A *	8/1996	Smith	211/50	6,325,210 B1	12/2001	Henry, Jr.	
5,699,926 A	12/1997	Jacques et al.		D455,914 S *	4/2002	Campello et al.	D6/449
D393,160 S *	4/1998	Canton Gongora et al. ..	D6/449	6,527,116 B1	3/2003	Gale	
5,878,876 A	3/1999	Galbierz et al.		6,702,115 B1	3/2004	Roper	
6,003,666 A	12/1999	Dougherty		D493,304 S *	7/2004	Shaw	D6/476
D420,533 S *	2/2000	Pugatch	D6/469	D525,307 S *	7/2006	Arnold	D19/90
6,059,099 A	5/2000	Galbierz		D554,902 S *	11/2007	Austin, Jr.	D6/469
D426,403 S *	6/2000	Chumley et al.	D6/476	D562,588 S *	2/2008	Bays et al.	D6/449
D439,436 S *	3/2001	Stern	D6/409	D567,539 S *	4/2008	Teachey et al.	D6/449
6,213,297 B1	4/2001	Gale					

* cited by examiner

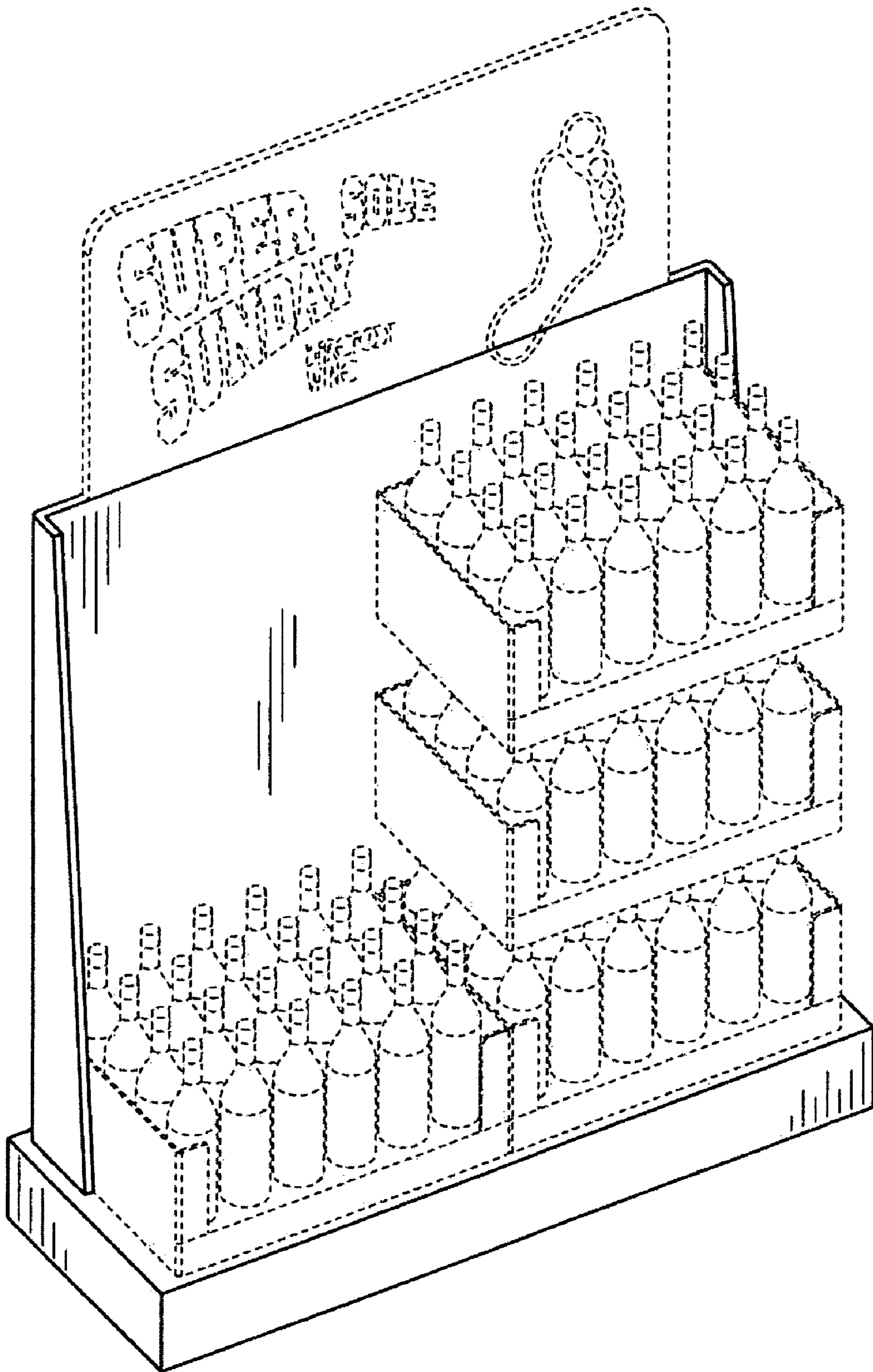


FIG. 1

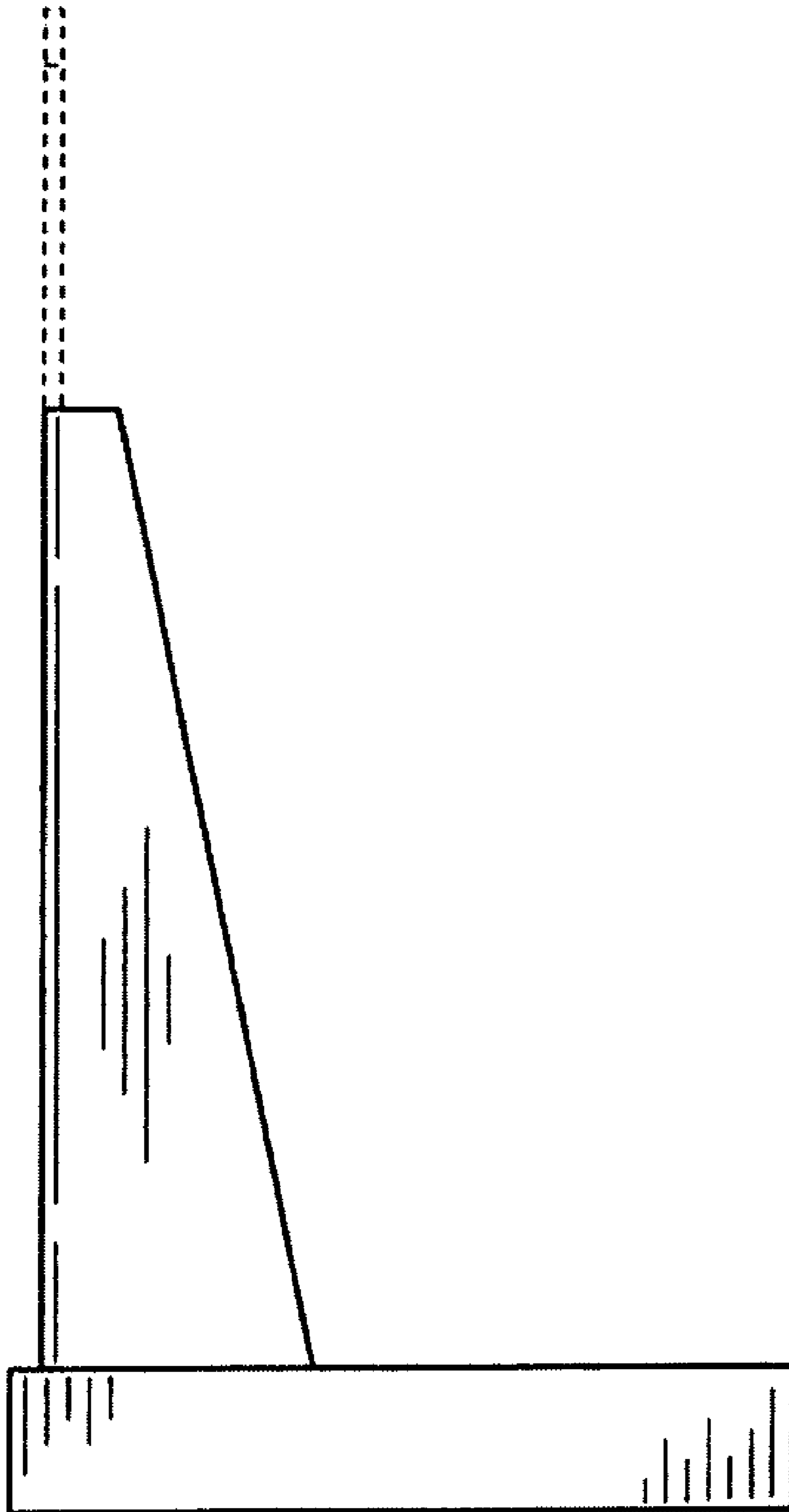


FIG. 2

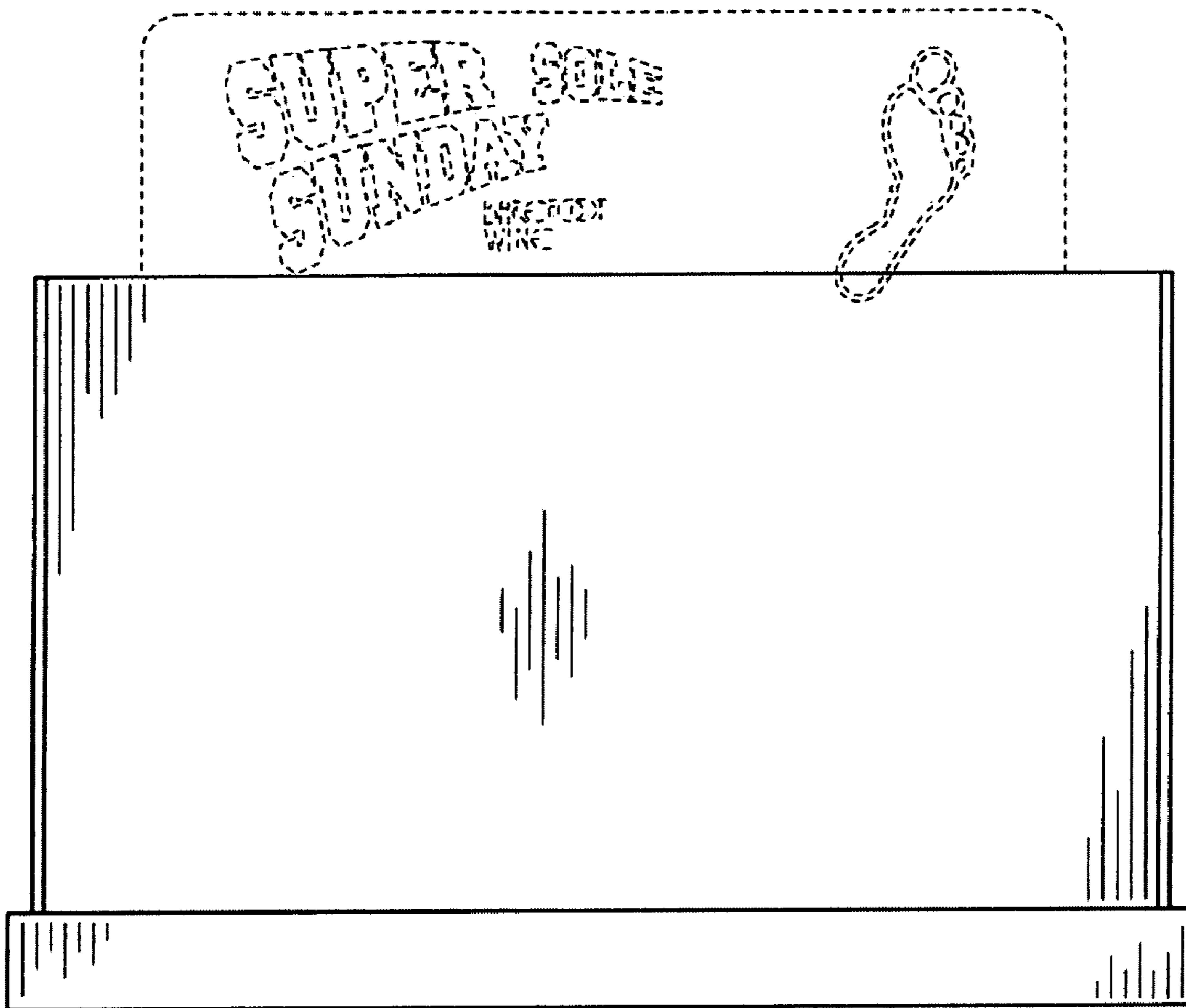


FIG. 3

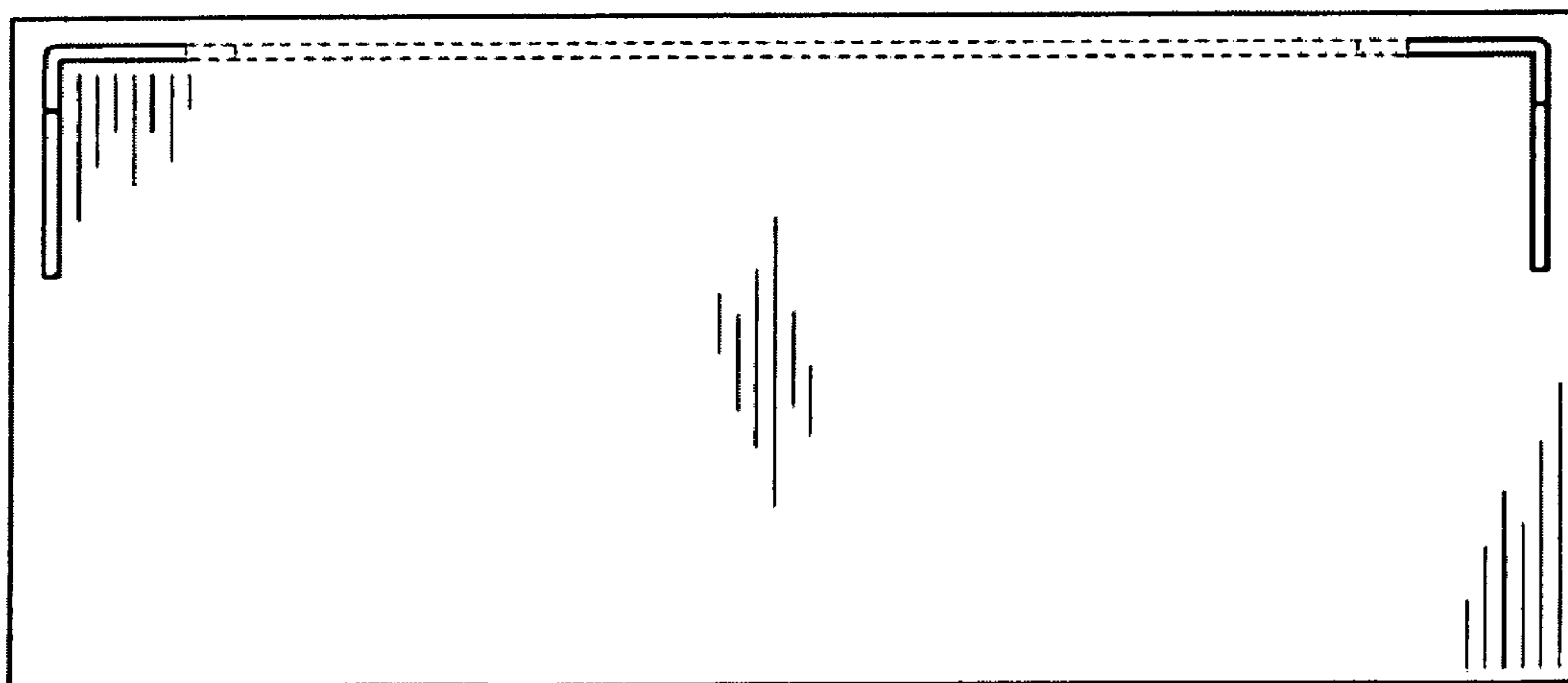


FIG. 4