



US00D583584S

(12) **United States Design Patent**
Moser

(10) **Patent No.:** **US D583,584 S**

(45) **Date of Patent:** **** Dec. 30, 2008**

(54) **CHAIR**

(76) Inventor: **David Moser**, 37 Longfellow St.,
Portland, ME (US) 04103

(**) Term: **14 Years**

(21) Appl. No.: **29/294,597**

(22) Filed: **Jan. 18, 2008**

(51) **LOC (8) Cl.** **06-01**

(52) **U.S. Cl.** **D6/379; D6/380**

(58) **Field of Classification Search** D6/334-336,
D6/369, 370, 374, 375, 376, 379, 380, 500-502;
297/239, 411.44, 445.1, 446.1, 452.63
See application file for complete search history.

(56) **References Cited**

U.S. PATENT DOCUMENTS

D345,657 S *	4/1994	Pesso	D6/379
D349,197 S *	8/1994	Stone et al.	D6/379
D407,912 S *	4/1999	Walters et al.	D6/380
D430,417 S *	9/2000	George	D6/379
D457,341 S *	5/2002	Muller	D6/370
D492,497 S *	7/2004	Domack	D6/379
D513,454 S *	1/2006	Berry et al.	D6/370

D518,969 S *	4/2006	Mohundro	D6/379
D526,516 S *	8/2006	Muller	D6/500
D526,824 S *	8/2006	Muller	D6/500
D551,460 S *	9/2007	Moser	D6/380
D570,617 S *	6/2008	Lewis	D6/379

* cited by examiner

Primary Examiner—Mimosa De

(74) *Attorney, Agent, or Firm*—Kilpatrick Stockton LLP

(57) **CLAIM**

The ornamental design for a chair, as shown and described.

DESCRIPTION

FIG. 1 shows a perspective view of a chair according to the present invention.

FIG. 2 shows a front view of the chair of FIG. 1.


FIG. 3 shows a right side view of the chair of FIG. 1, the left side view being a mirror image of the right side view.

FIG. 4 shows a rear view of the chair of FIG. 1; and,

FIG. 5 shows a top view of the chair of FIG. 1.

Portions or features of the chair not shown in the drawings form no part of the claimed design.

1 Claim, 5 Drawing Sheets



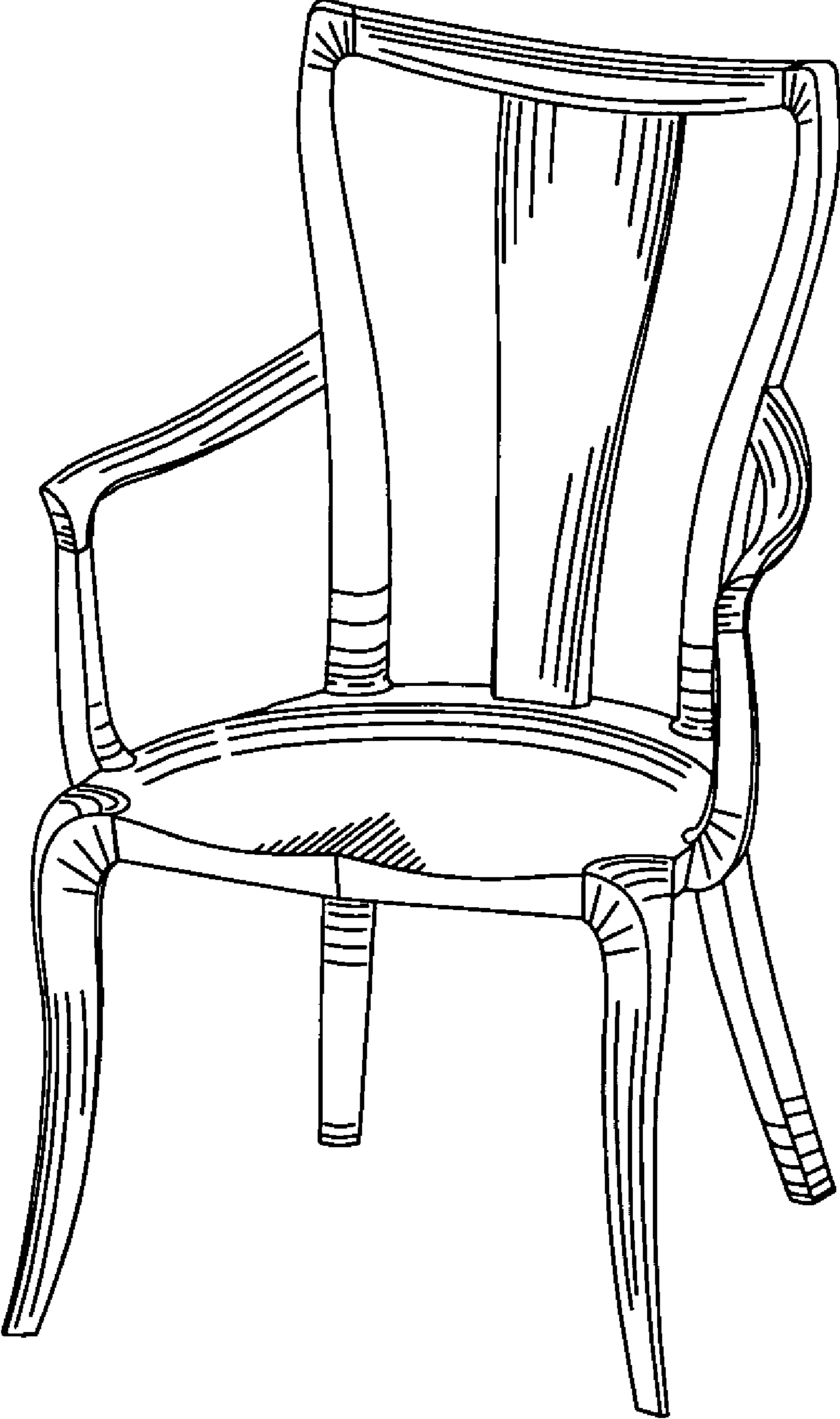


Fig. 1

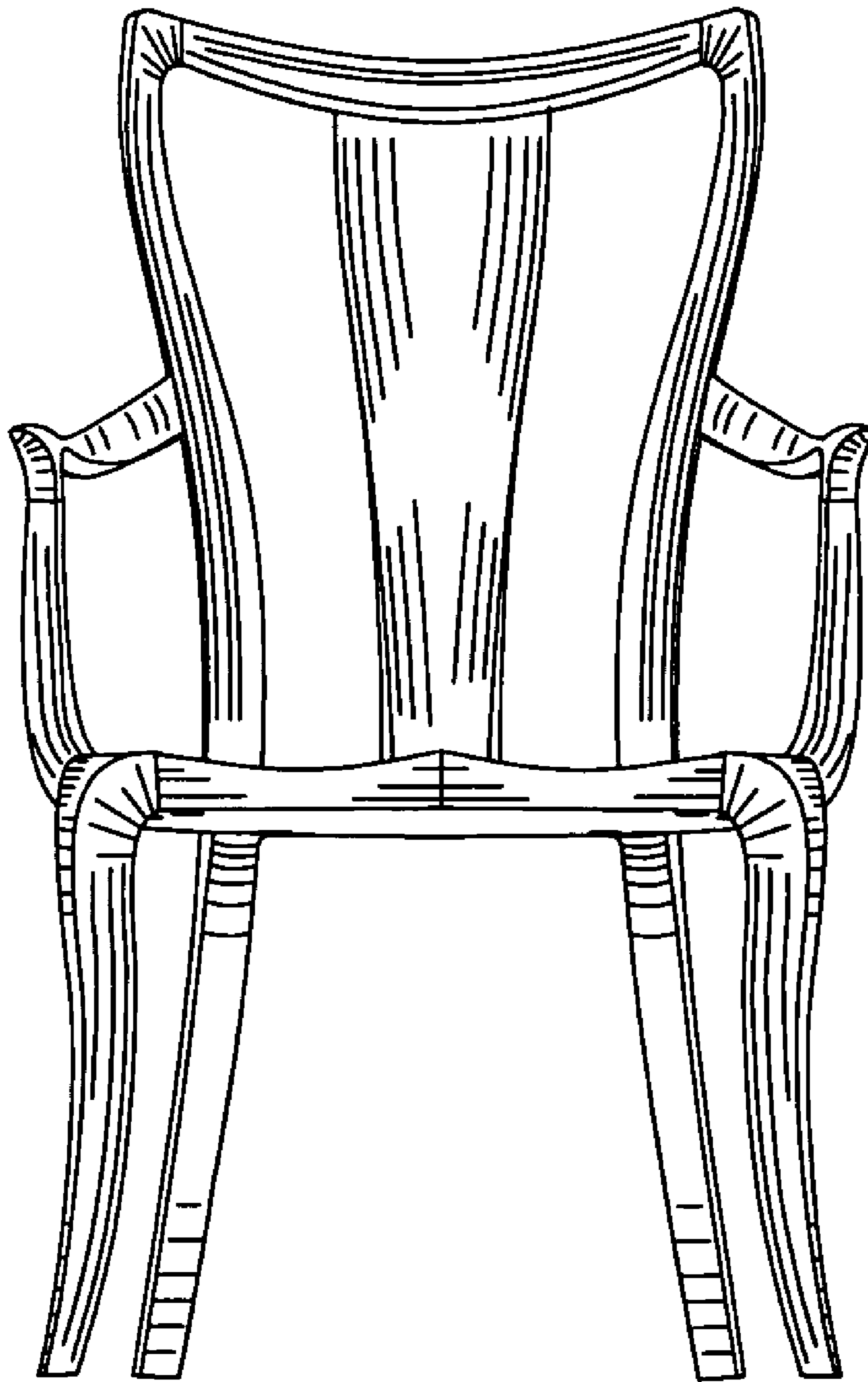


Fig. 2

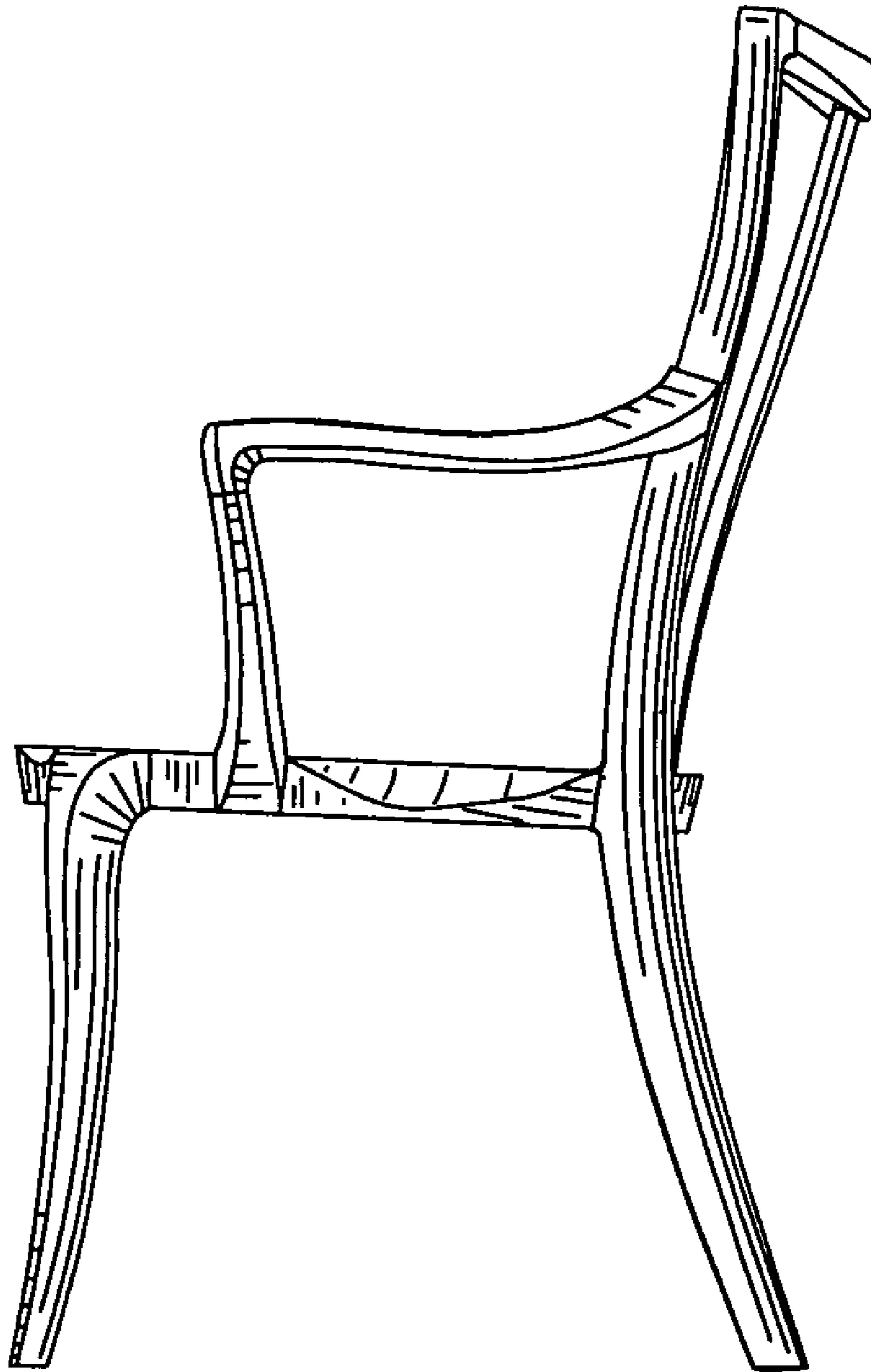


Fig. 3

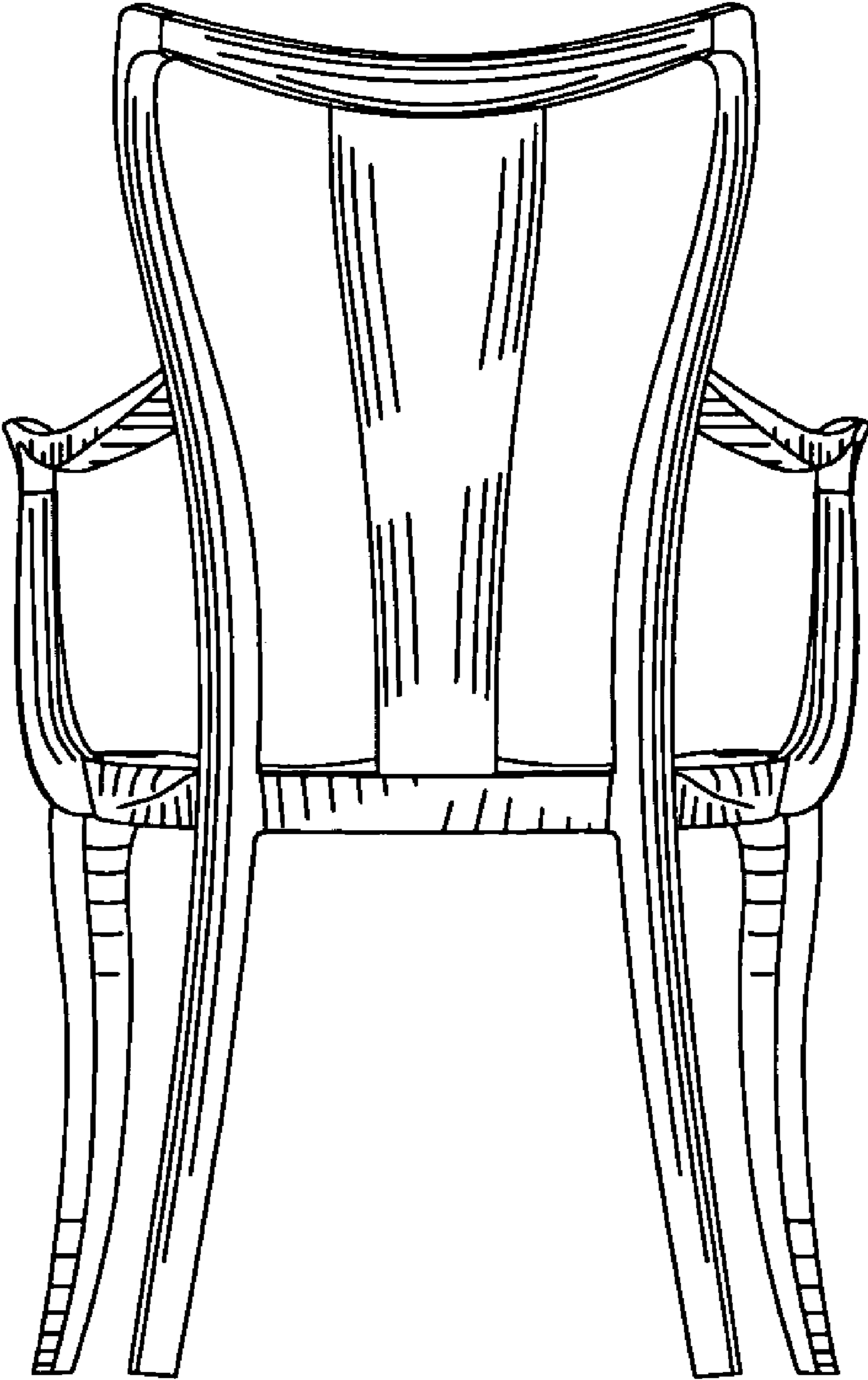


Fig. 4

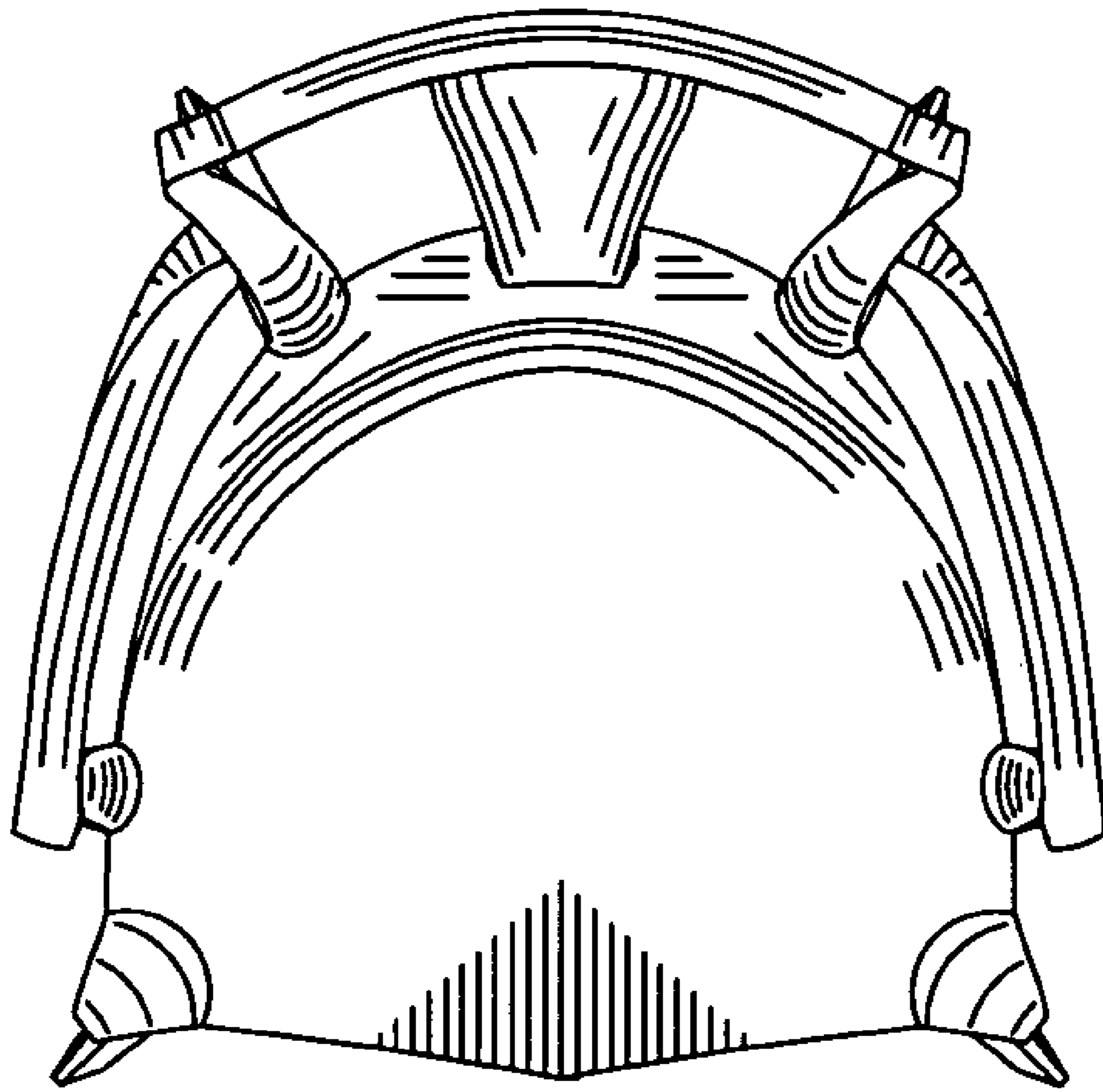


Fig. 5