



US00D583558S

(12) **United States Design Patent**
Siegel et al.

(10) **Patent No.:** **US D583,558 S**

(45) **Date of Patent:** **** Dec. 30, 2008**

(54) **TIN PURSE**

Primary Examiner—Holly H Baynham
(74) *Attorney, Agent, or Firm*—WolfBlock LLP

(75) Inventors: **Andrew Siegel**, Merrick, NY (US);
Dominick Lucido, Smithtown, NY (US)

(57) **CLAIM**

(73) Assignee: **The Tin Box Company**, Farmingdale,
NY (US)

We claim the ornamental design for a tin purse, as shown and described.

(**) Term: **14 Years**

DESCRIPTION

(21) Appl. No.: **29/299,711**

FIG. 1 illustrates a top perspective view of a tin purse of the present invention;

(22) Filed: **Jan. 3, 2008**

FIG. 2 illustrates a front view of the tin purse of the present invention;

(51) **LOC (8) Cl.** **03-01**

FIG. 3 illustrates a top view of the tin purse of the present invention;

(52) **U.S. Cl.** **D3/242**

(58) **Field of Classification Search** D3/232–234,
D3/240–246, 318, 322, 324; 150/100, 103–104,
150/107–110, 114, 118–119

FIG. 4 illustrates a right side view of the tin purse of the present invention, the left side view thereof being a mirror image of the right side view;

See application file for complete search history.

FIG. 5 illustrates a rear view of the tin purse of the present invention; and,

(56) **References Cited**

U.S. PATENT DOCUMENTS


D525,424 S * 7/2006 Roth et al. D3/242
D532,968 S * 12/2006 Roth et al. D3/242

FIG. 6 illustrates a bottom view of the tin purse of the present invention.

The broken lines of FIGS. 1–6 are for illustrative purposes only and form no part of the claimed design.

* cited by examiner

1 Claim, 2 Drawing Sheets






FIG. 1




FIG. 2

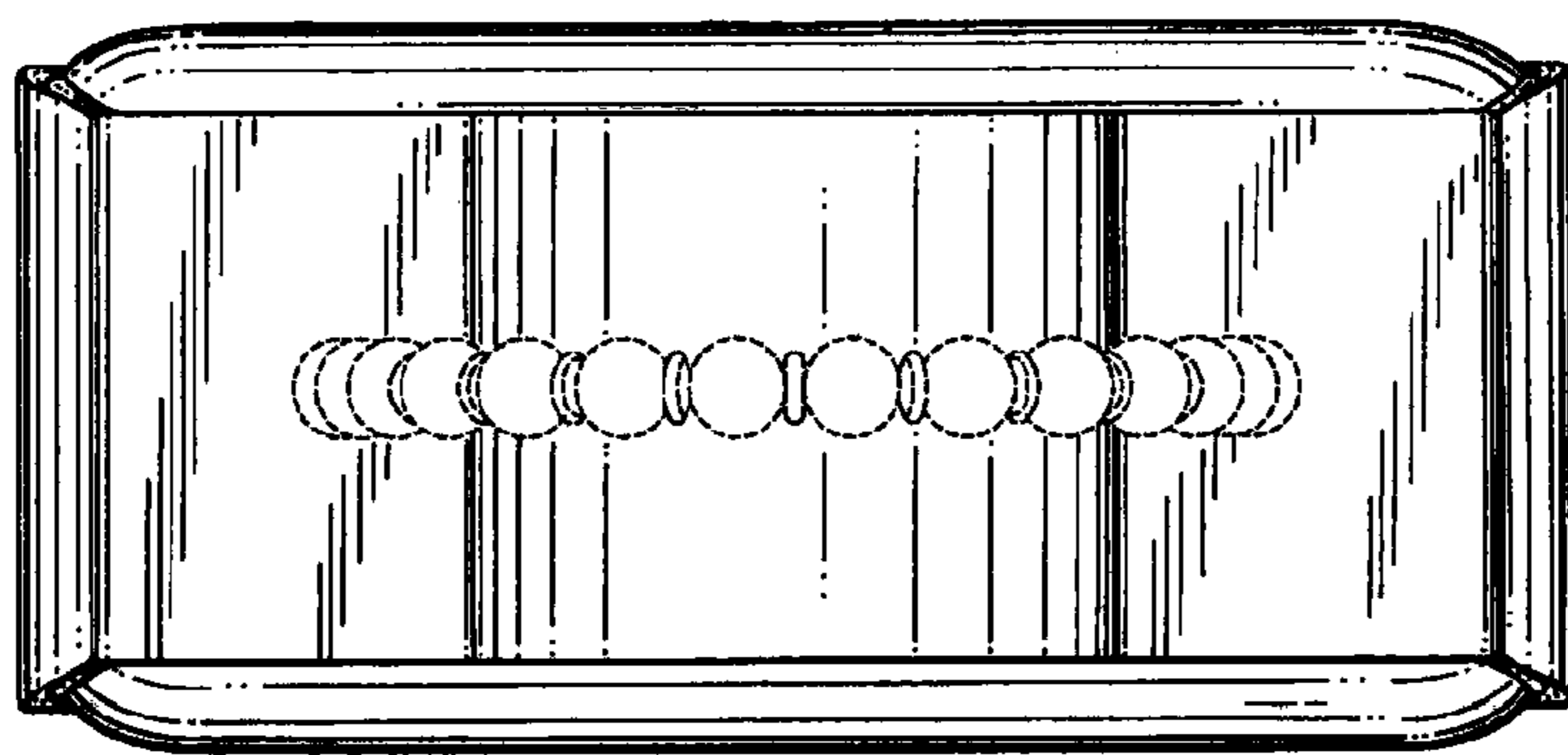


FIG. 3

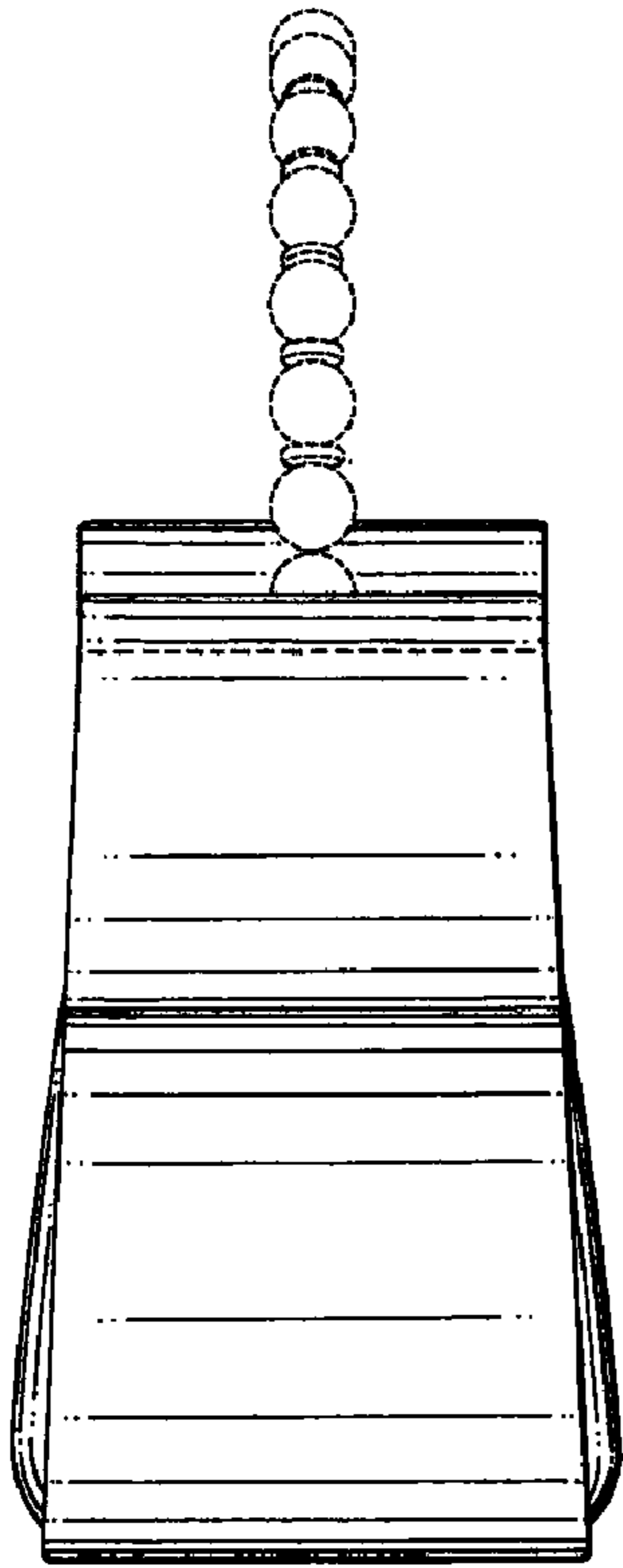


FIG. 4




FIG. 5

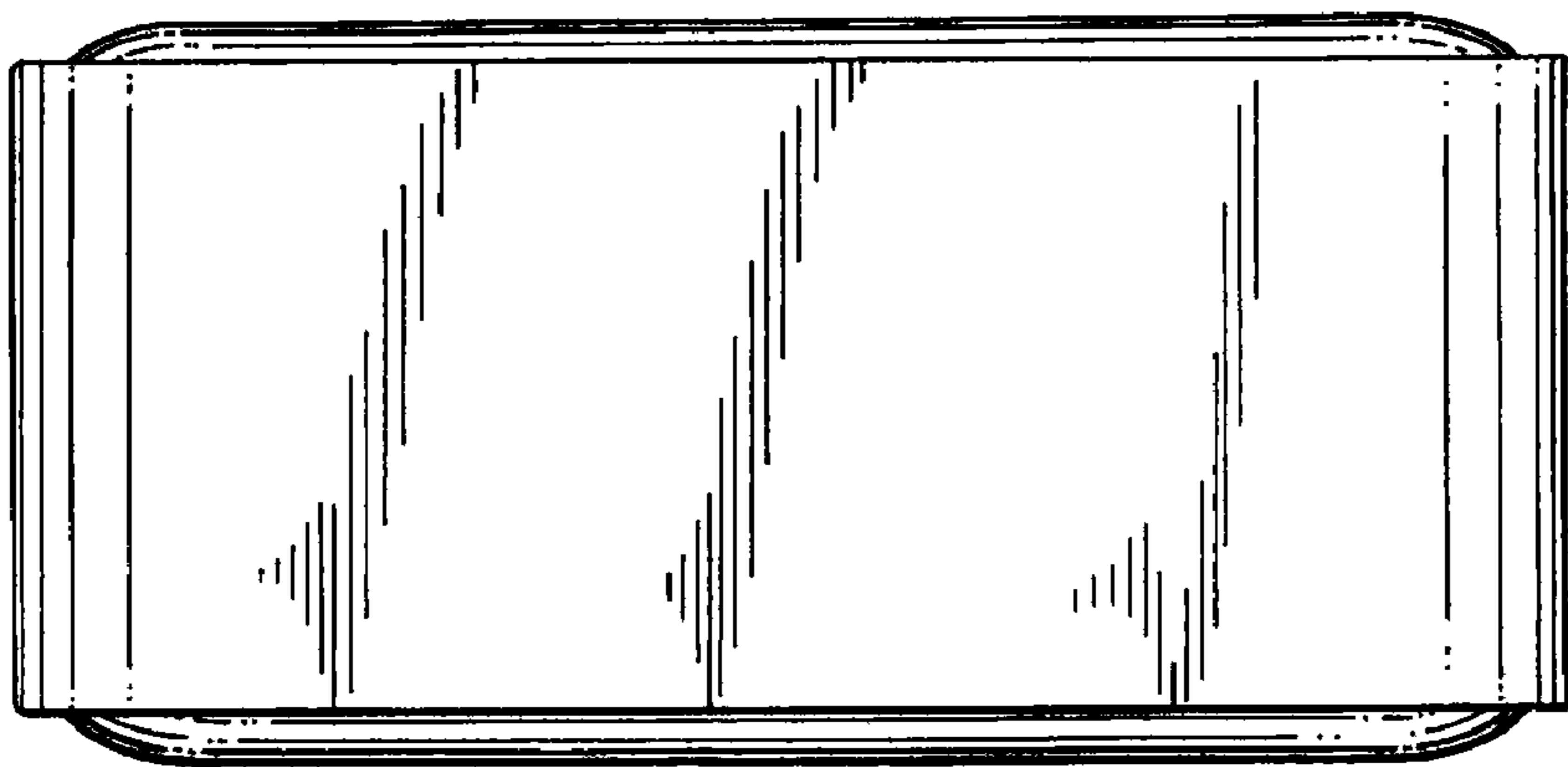


FIG. 6