



US00D583555S

(12) **United States Design Patent**
Kwei

(10) **Patent No.:** **US D583,555 S**
(45) **Date of Patent:** **** Dec. 30, 2008**

(54) **HANDBAG**

(75) Inventor: **Katherine Kwei**, New York, NY (US)

(73) Assignee: **2K6, LLC**, New York, NY (US)

(**) Term: **14 Years**

(21) Appl. No.: **29/296,188**

(22) Filed: **Oct. 16, 2007**

(51) **LOC (8) Cl.** **03-01**

(52) **U.S. Cl.** **D3/232**

(58) **Field of Classification Search** D3/232-234,
D3/240-246, 318, 322, 324; 150/100, 103-104,
150/107-110, 114, 118-119

See application file for complete search history.

(56) **References Cited**

U.S. PATENT DOCUMENTS

D562,552 S * 2/2008 Gerbi D3/246
2006/0118219 A1 * 6/2006 Hong 150/129

FOREIGN PATENT DOCUMENTS

EM 000581061 9/2006
JP 1320257 12/2007

* cited by examiner

Primary Examiner—Holly H Baynham

(74) *Attorney, Agent, or Firm*—Akin Gump Strauss Hauer & Feld LLP

(57) **CLAIM**

The ornamental design for a handbag, as shown and described.

DESCRIPTION

FIG. 1 is a front right perspective view of a handbag in accordance with my new design;

FIG. 2 is a front elevation view of the handbag shown in FIG. 1, with the rear elevation view being a mirror image;

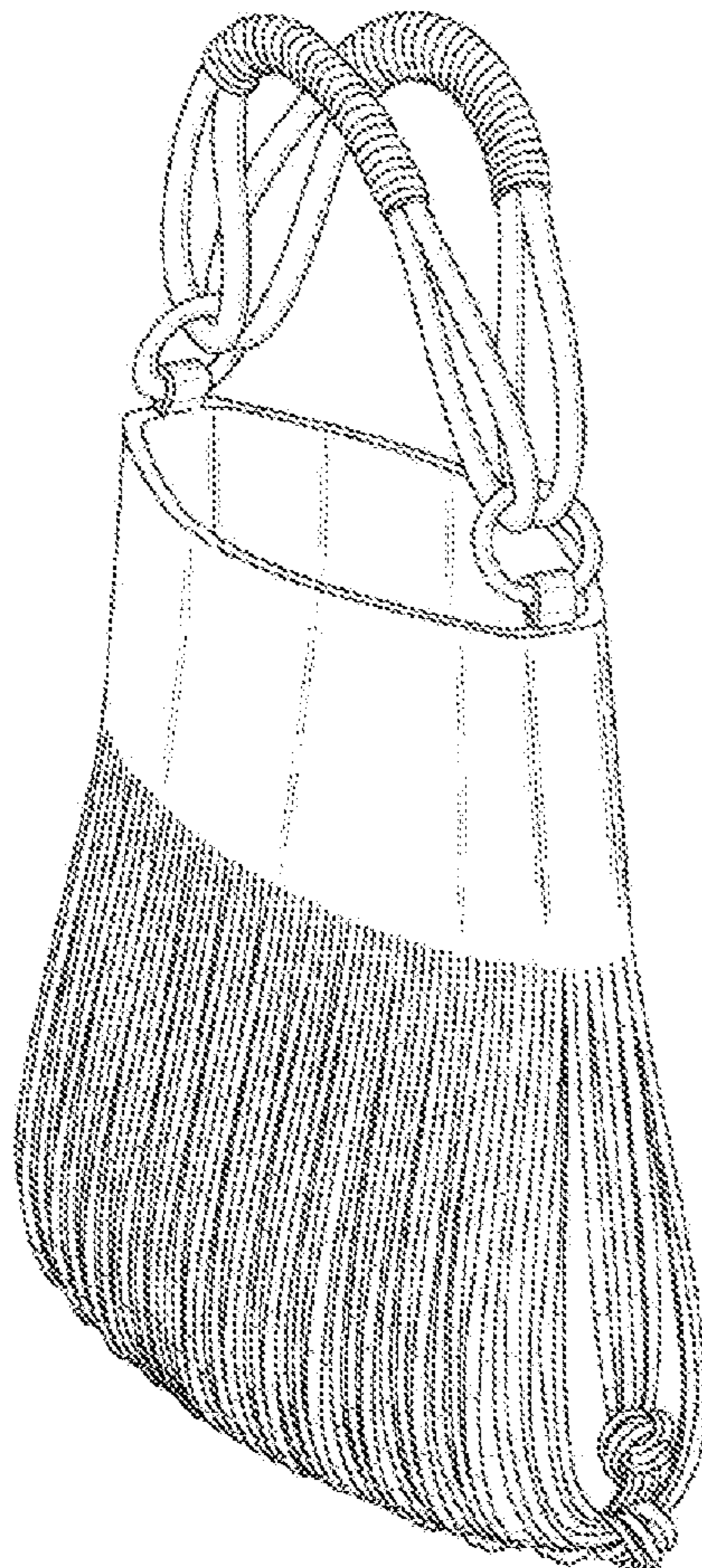
FIG. 3 is a right side elevation view of the handbag shown in FIG. 1, with the left side elevation view being a mirror image;

FIG. 4 is a top plan view of the handbag shown in FIG. 1; and,

FIG. 5 is a bottom plan view of the pole caddy shown in FIG. 1.

The broken lines in the figures are for illustrative purposes only and form no part of the claimed design.

1 Claim, 4 Drawing Sheets



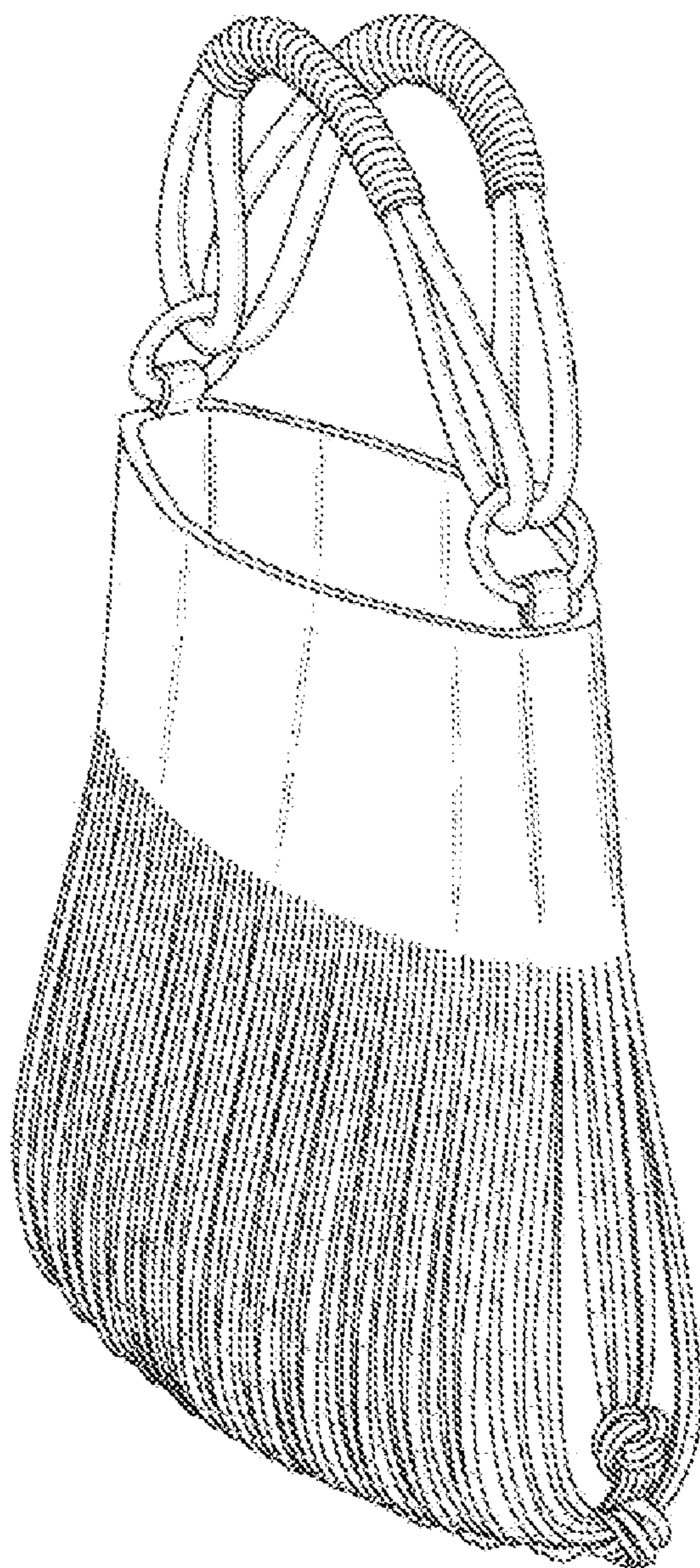


Fig. 1



FIG. 2

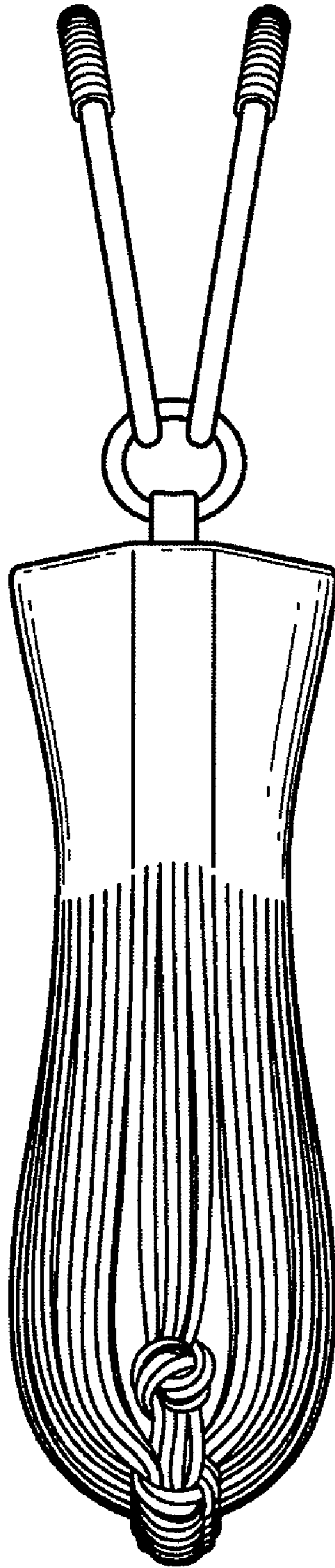


FIG. 3

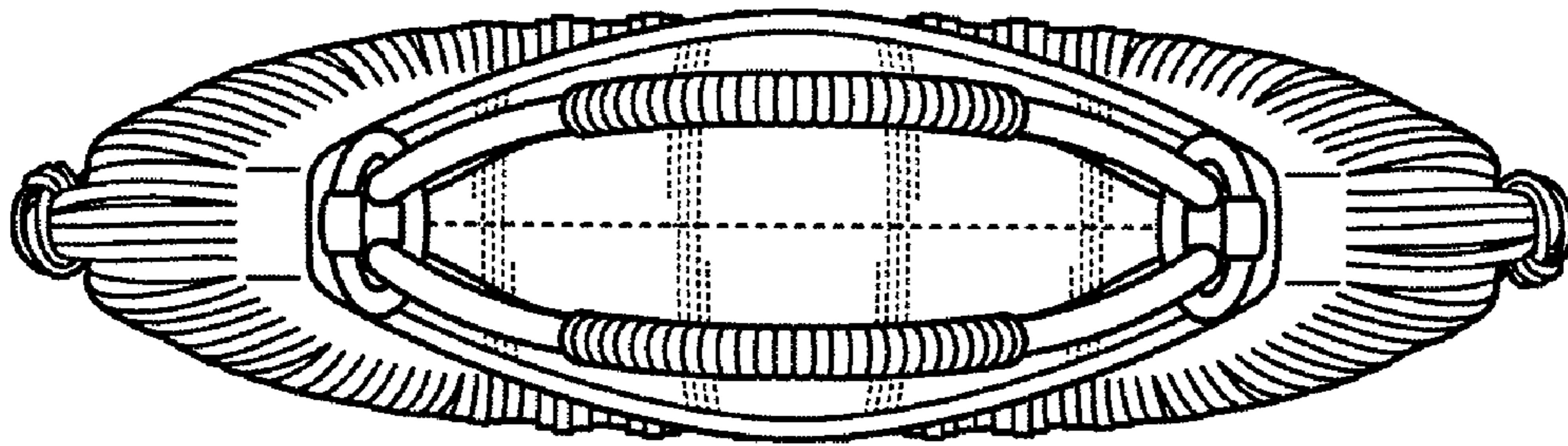


FIG. 4




FIG. 5