



US00D583548S

(12) **United States Design Patent**
Oas

(10) **Patent No.:** **US D583,548 S**

(45) **Date of Patent:** **** Dec. 30, 2008**

(54) **PILL DISPENSER**

(76) **Inventor:** **Daniel R. Oas**, 6250 No. Irwindale Ave.,
Irwindale, CA (US) 91720

(**) **Term:** **14 Years**

(21) **Appl. No.:** **29/301,551**

(22) **Filed:** **Mar. 5, 2008**

(51) **LOC (8) Cl.** **03-01**

(52) **U.S. Cl.** **D3/203.2**

(58) **Field of Classification Search** D3/203.2,
D3/203.3, 203.5, 201, 205, 263, 264, 268;
D9/300, 416-417, 425, 529, 687; D28/89;
206/528-538

See application file for complete search history.

(56) **References Cited**

U.S. PATENT DOCUMENTS

D187,389 S * 3/1960 Becker D9/425
D341,778 S * 11/1993 D'Amico et al. D9/417
D414,036 S * 9/1999 Conway D3/264
D422,139 S * 4/2000 Meikle D3/268

D449,733 S * 10/2001 Jacober et al. D3/203.2
D499,653 S * 12/2004 Karim D9/529
D518,287 S * 4/2006 Margiotta D3/203.3
D565,838 S * 4/2008 Arvidsson et al. D3/203.2

* cited by examiner

Primary Examiner—Catherine R Oliver

(74) *Attorney, Agent, or Firm*—Edgar W. Averill, Jr.; Kenneth
L. Green

(57) **CLAIM**

The ornamental design for a pill dispenser.

DESCRIPTION

FIG. 1 is a perspective view showing the top, front and left
side of the pill dispenser showing my new design.

FIG. 2 is a top view, the bottom view being a mirror image;

FIG. 3 is a front view thereof.

FIG. 4 is a right side view thereof; and,

FIG. 5 is a rear view thereof.

1 Claim, 1 Drawing Sheet

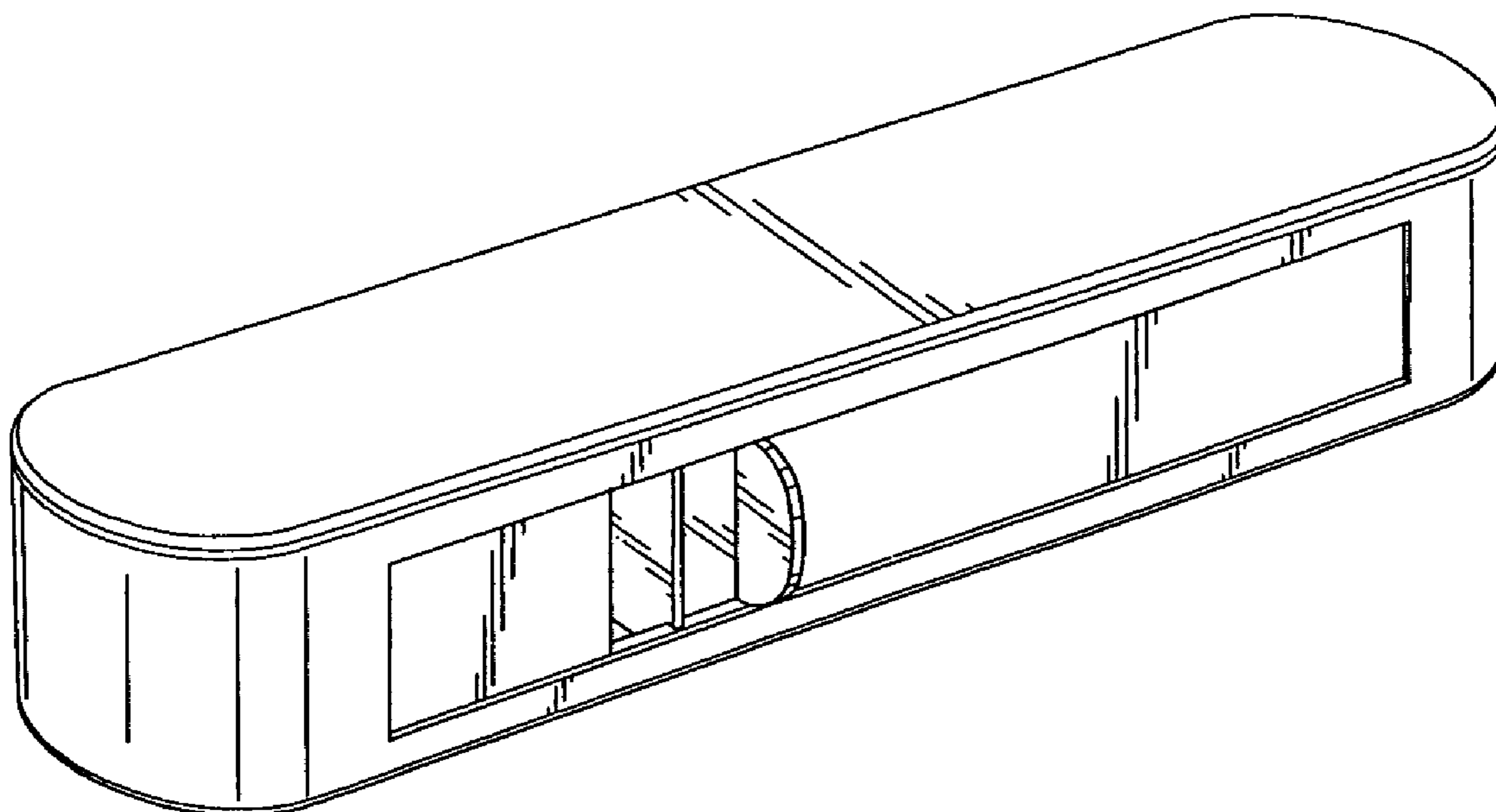


FIG. 1

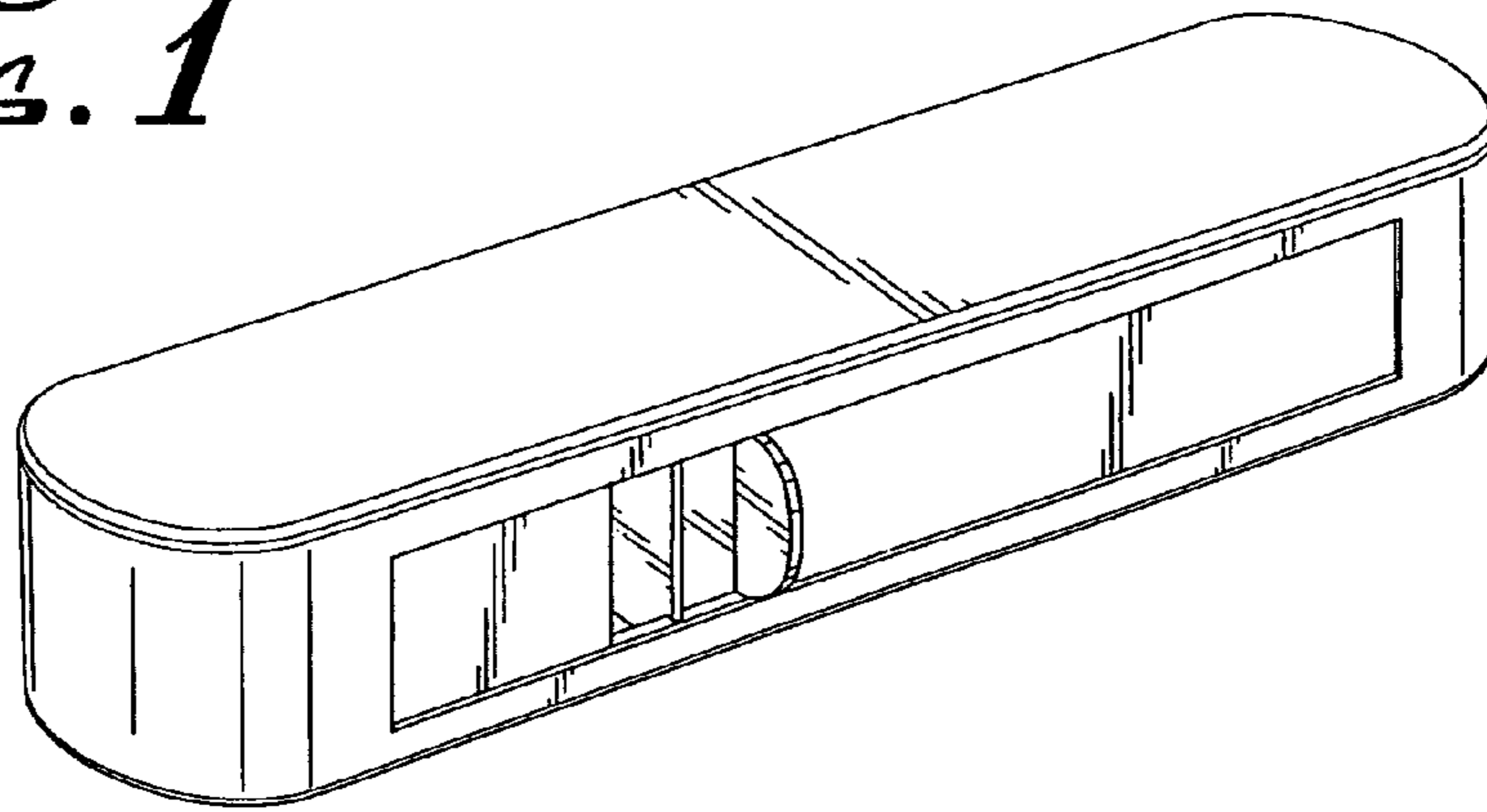


FIG. 2





FIG. 4

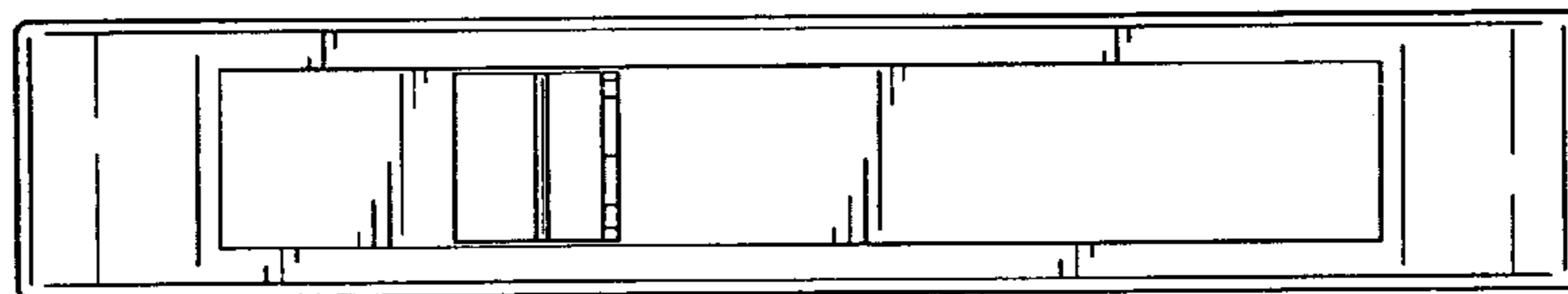


FIG. 3




FIG. 5