



US00D583517S

(12) **United States Design Patent**
Tycer

(10) **Patent No.:** **US D583,517 S**
(45) **Date of Patent:** **** Dec. 23, 2008**

(54) **ANIMAL HOUSE**

(76) Inventor: **Michael J. Tycer**, Andromeda Heights,
12 Higher Yannon Drive, Teignmouth
(GB)

(**) Term: **14 Years**

(21) Appl. No.: **29/258,981**

(22) Filed: **Apr. 28, 2006**

(51) **LOC (8) Cl.** **30-02**

(52) **U.S. Cl.** **D30/108**

(58) **Field of Classification Search** D30/108-119,
D30/123, 161; 119/161, 163-170, 417-419,
119/421, 452-453, 459, 470, 472-475, 482,
119/484, 491, 496-499, 502, 522, 671, 702-703,
119/706, 755, 28.5

See application file for complete search history.

(56) **References Cited**

U.S. PATENT DOCUMENTS

- 3,091,221 A 5/1963 Worm
- D200,298 S * 2/1965 Daniel D30/117
- D203,972 S * 3/1966 Daugherty D30/117
- D237,964 S * 12/1975 Choponis D30/161
- 4,021,975 A 5/1977 Calkins
- 4,029,048 A 6/1977 Gershbein
- D245,190 S * 7/1977 Higo D30/108
- D274,760 S * 7/1984 Henderson D30/108
- D334,445 S * 3/1993 Kiani D30/108
- 5,423,290 A * 6/1995 Payne 119/702
- D370,317 S * 5/1996 Kohus D30/161
- D377,545 S * 1/1997 Iben D30/118
- 5,752,469 A * 5/1998 Carbonell 119/482
- 5,842,438 A 12/1998 Messmer
- 5,964,189 A 10/1999 Northrop et al.
- 5,970,914 A 10/1999 Steil et al.
- 5,975,017 A 11/1999 Cameron
- D420,471 S * 2/2000 French D30/108

- 6,237,534 B1 5/2001 Schwartz
- D463,887 S * 10/2002 Walter et al. D30/161
- D469,583 S * 1/2003 Bentzinger D30/108
- D520,579 S * 5/2006 Trowers D21/713
- 7,044,082 B1 * 5/2006 Hewett et al. 119/452
- 2005/0050833 A1 3/2005 Spray
- 2006/0272592 A1 * 12/2006 Ehrreich 119/485

FOREIGN PATENT DOCUMENTS

- GB 2 365 747 A 2/2002
- JP 2005110700 4/2005
- JP 2005130752 5/2005

OTHER PUBLICATIONS

www.gardencenterdirect.co.uk/d692/g6478; Rotastak Deluxe
Starter Cage Kit.
http://science.scu.edu.tw/phy/LivePhysics/images/drain_pipe.JPG.

* cited by examiner

Primary Examiner—Cathy Anne MacCormac
(74) *Attorney, Agent, or Firm*—Gifford, Krass, Sprinkle et

(57) **CLAIM**

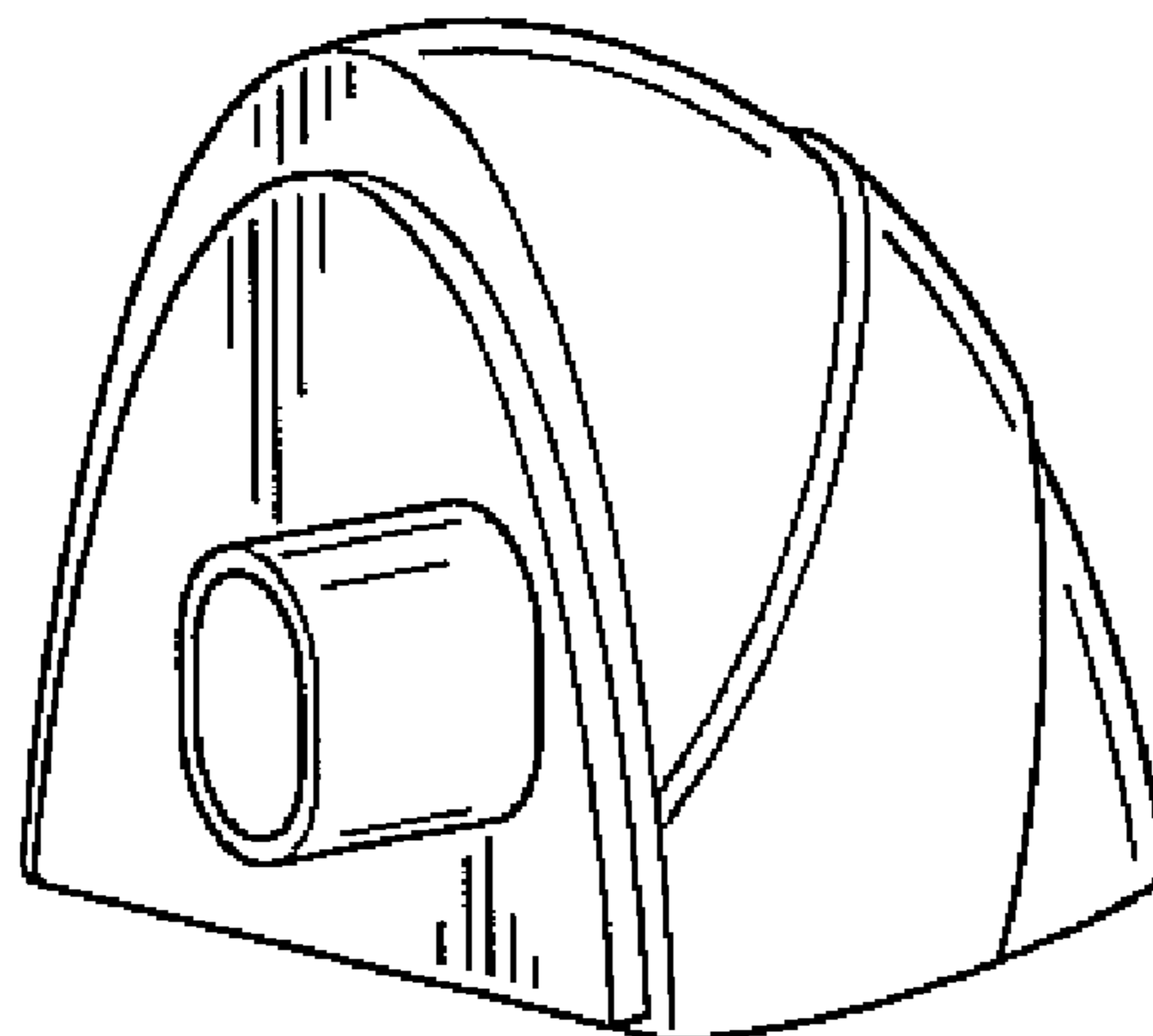
The ornamental design for an animal house, as shown and described.

DESCRIPTION

FIG. 1 is a perspective view of an animal house;
FIG. 2 is a front view thereof;
FIG. 3 is a top view thereof;
FIG. 4 is a left side view thereof;
FIG. 5 is a rear side view thereof; and,
FIG. 6 is a bottom view thereof showing that the bottom is open.

The broken lines are for purposes of illustration only and form no part of the claimed design.

1 Claim, 1 Drawing Sheet



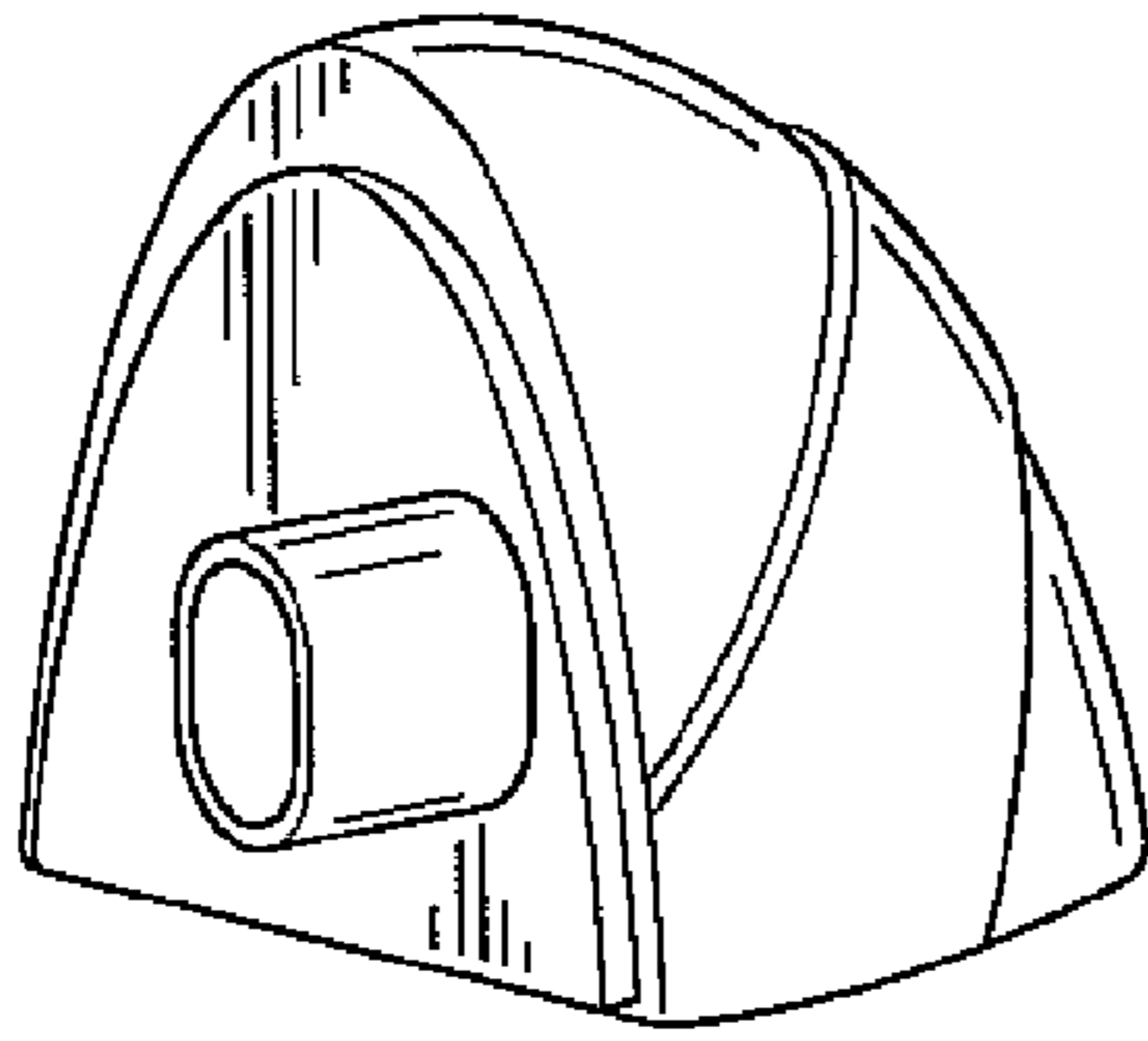


Figure 1

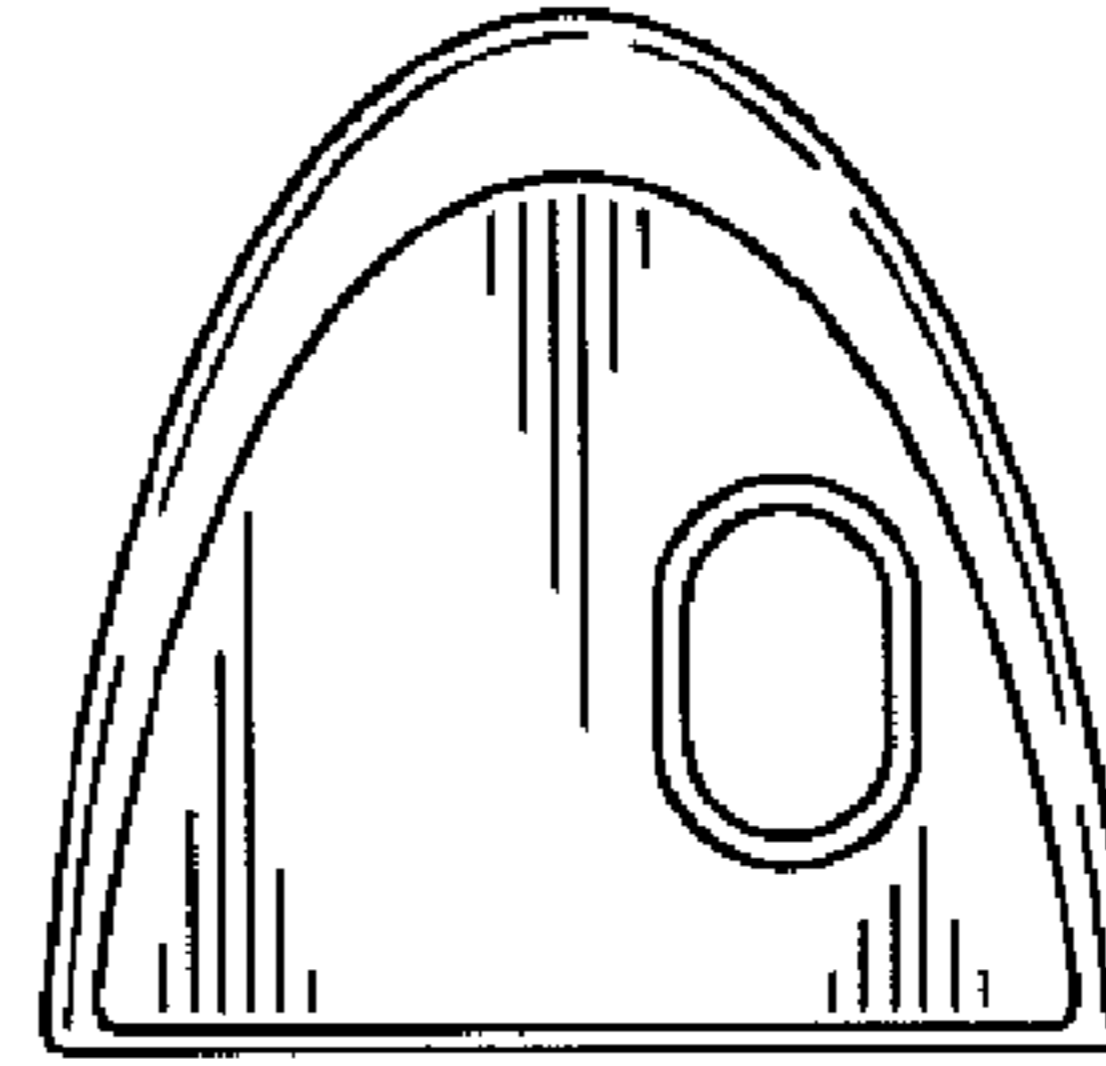


Figure 2

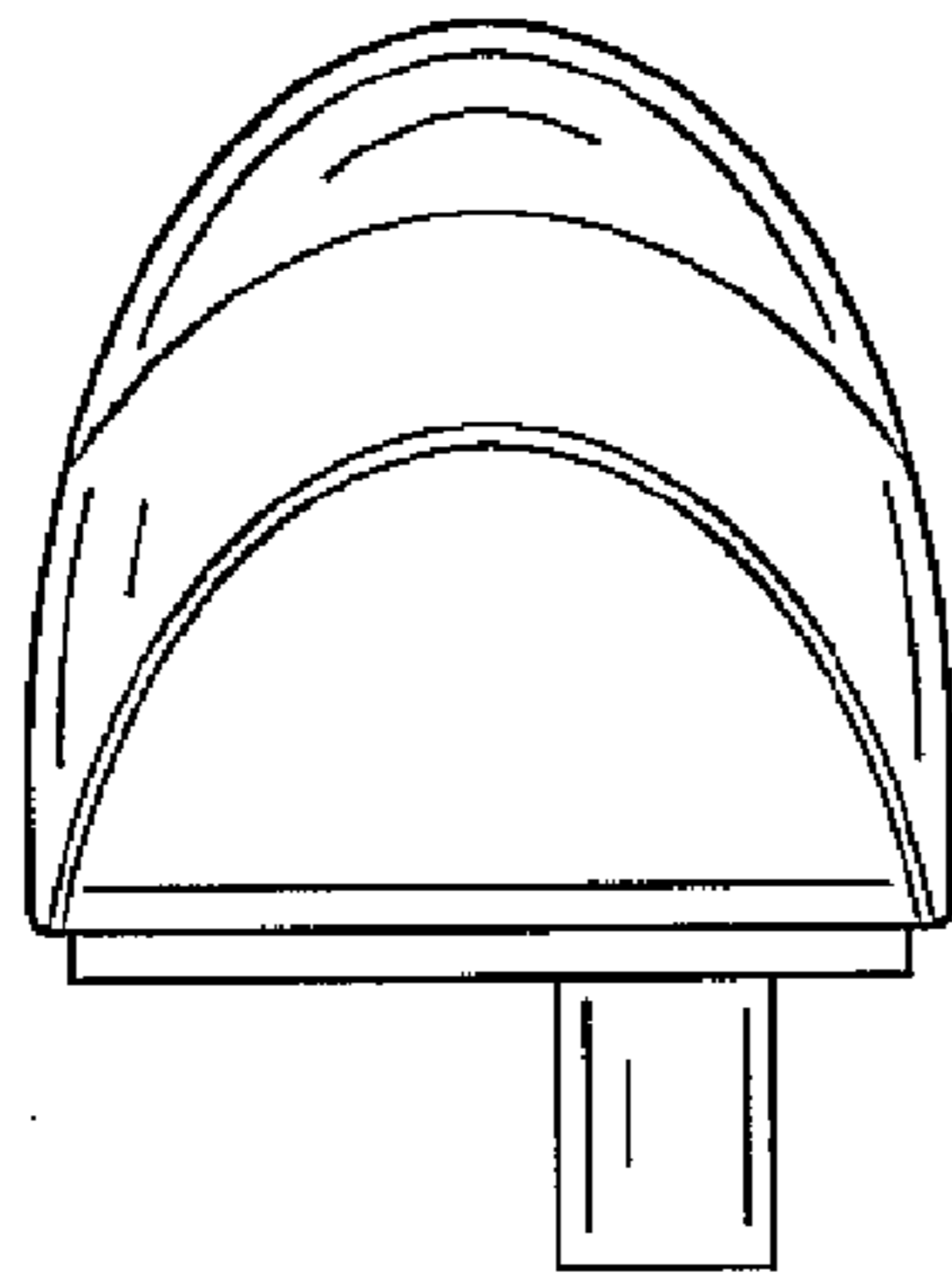


Figure 3

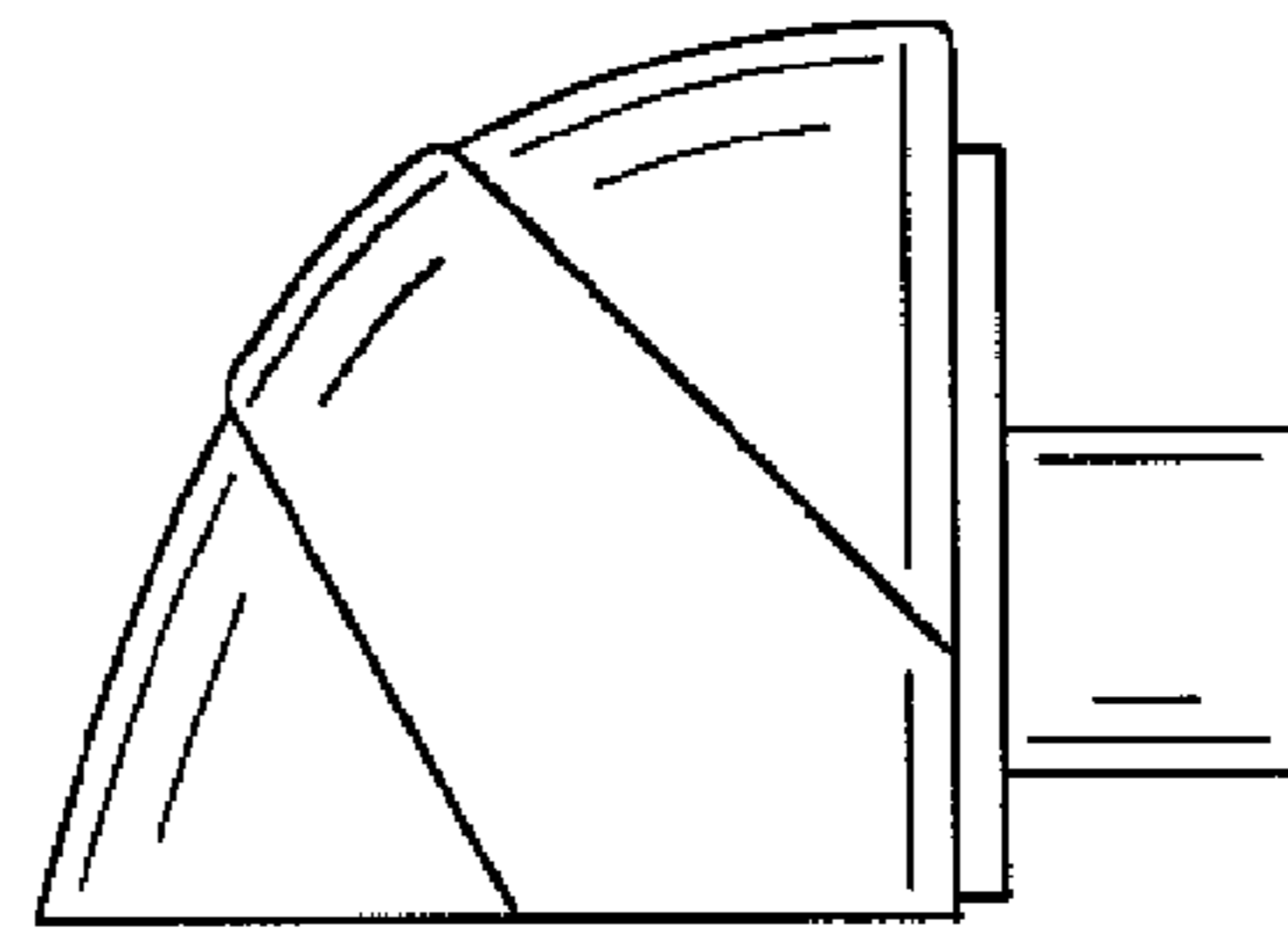


Figure 4

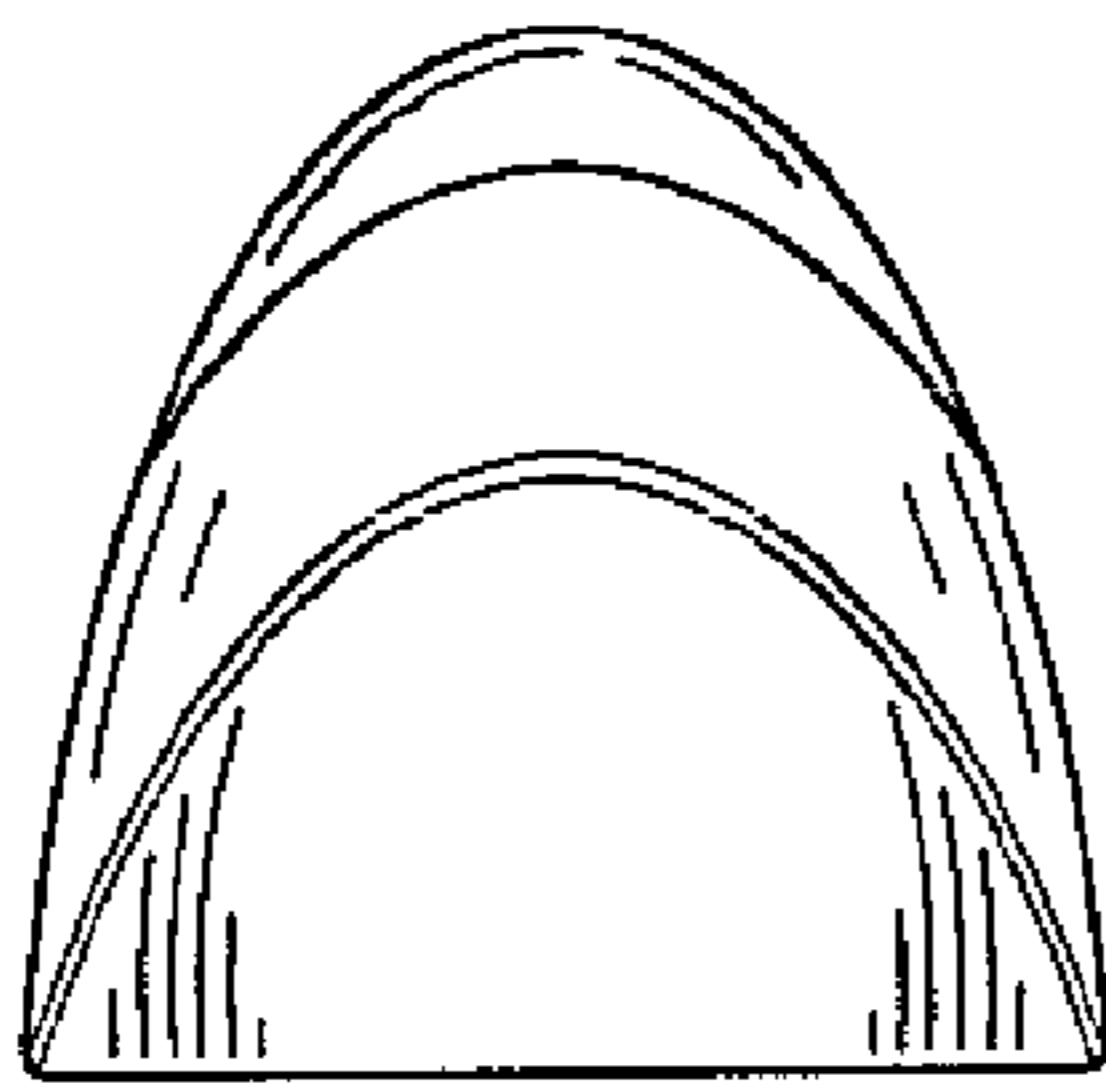


Figure 5

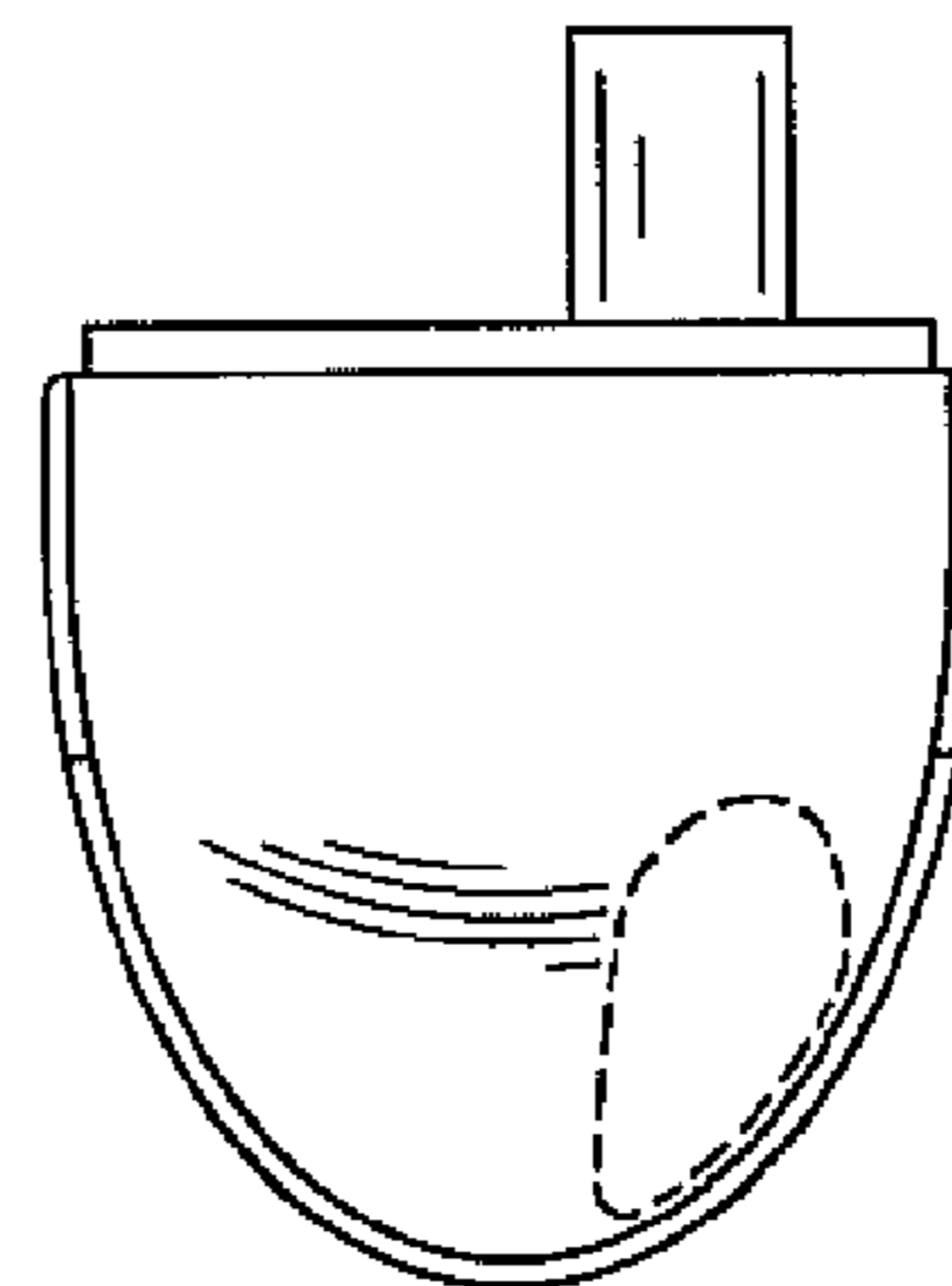


Figure 6