



US00D583488S

(12) **United States Design Patent**
Muehlebach

(10) **Patent No.:** **US D583,488 S**

(45) **Date of Patent:** **** Dec. 23, 2008**

(54) **BASEBOARD MOLDING TRIM**

D529,633 S * 10/2006 Zarb D25/136
D557,432 S * 12/2007 Smith D25/136

(75) Inventor: **Moritz Muehlebach**, Dietlikon (CH)

* cited by examiner

(73) Assignee: **Proverum AG**, Baar (CH)

Primary Examiner—Catherine R Oliver

(**) Term: **14 Years**

(74) *Attorney, Agent, or Firm*—David S. Safran; Roberts Mlotkowski Safran & Cole, P.C.

(21) Appl. No.: **29/275,277**

(57) **CLAIM**

(22) Filed: **Dec. 20, 2006**

The ornamental design for baseboard molding trim, as shown and described.

(51) **LOC (8) Cl.** **25-01**

(52) **U.S. Cl.** **D25/136**

(58) **Field of Classification Search** D25/136,
D25/102, 55, 58, 121, 199; D8/402–403,
D8/499, 400; 52/287.1, 272–273, 275; D6/491,
D6/492, 495

See application file for complete search history.

DESCRIPTION

FIG. 1 is a perspective view of the baseboard molding trim for use on an inside corner;

FIG. 2 is a front view of the design viewed toward one of the vertical walls;

FIG. 3 is a rear view;

FIG. 4 is a front view of the design viewed toward the other of the vertical walls;

FIG. 5 is a rear view;

FIG. 6 is a top view of the design; and,


FIG. 7 is a bottom view.

(56) **References Cited**

U.S. PATENT DOCUMENTS

D117,893 S	*	12/1939	Bonnell	D25/121
D350,403 S	*	9/1994	Watters	D25/136
D352,791 S	*	11/1994	Manaras	D25/136
D388,884 S	*	1/1998	Karnoski	D25/102
D521,657 S	*	5/2006	Zarb	D25/136
D528,669 S	*	9/2006	Zarb	D25/136

1 Claim, 1 Drawing Sheet






FIG. 1

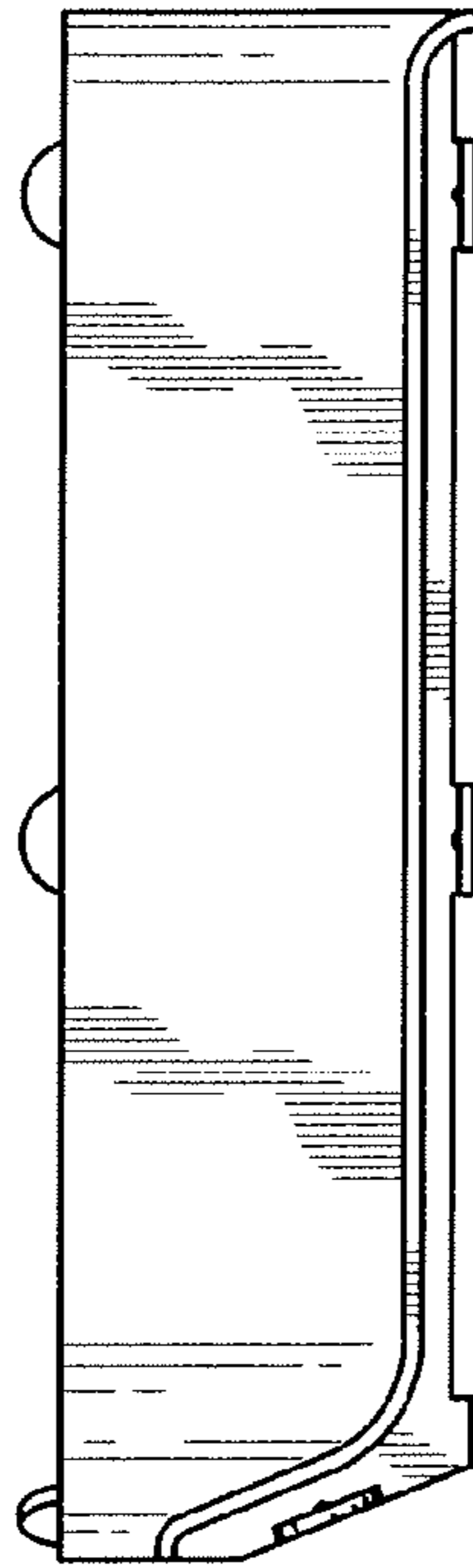


FIG. 2

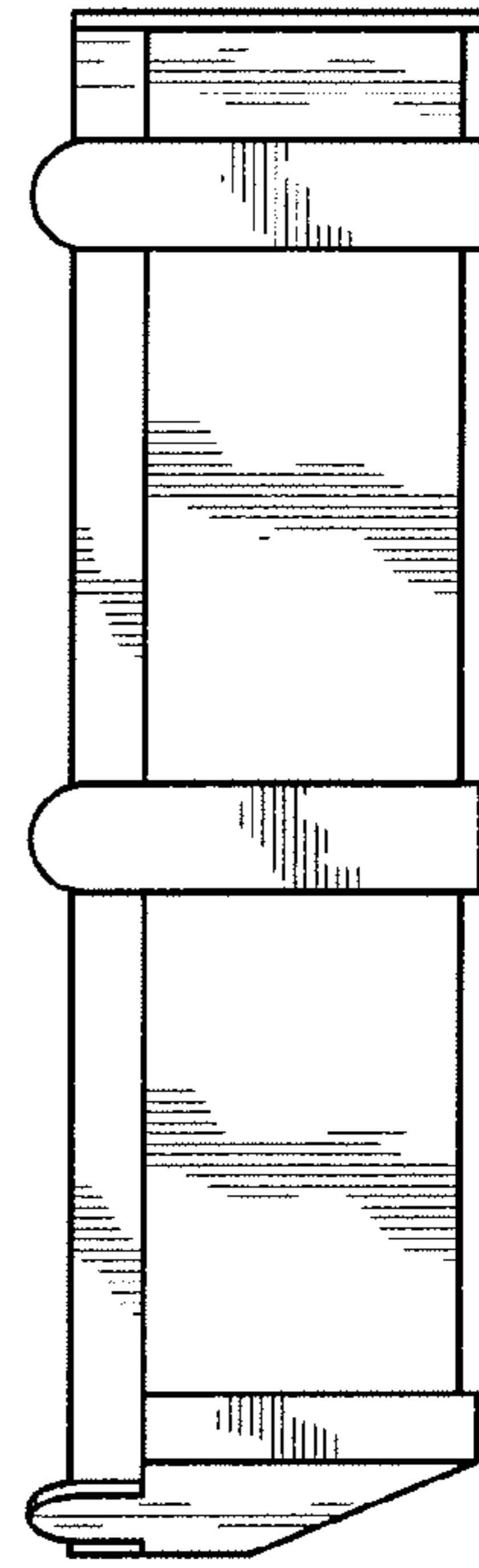


FIG. 3

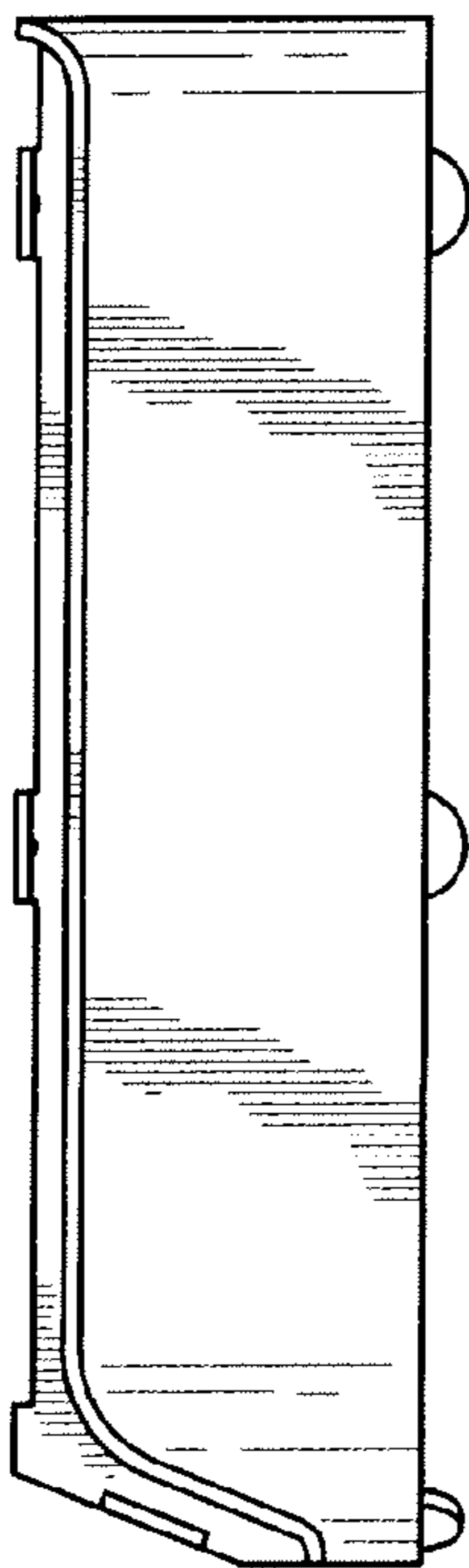


FIG. 4

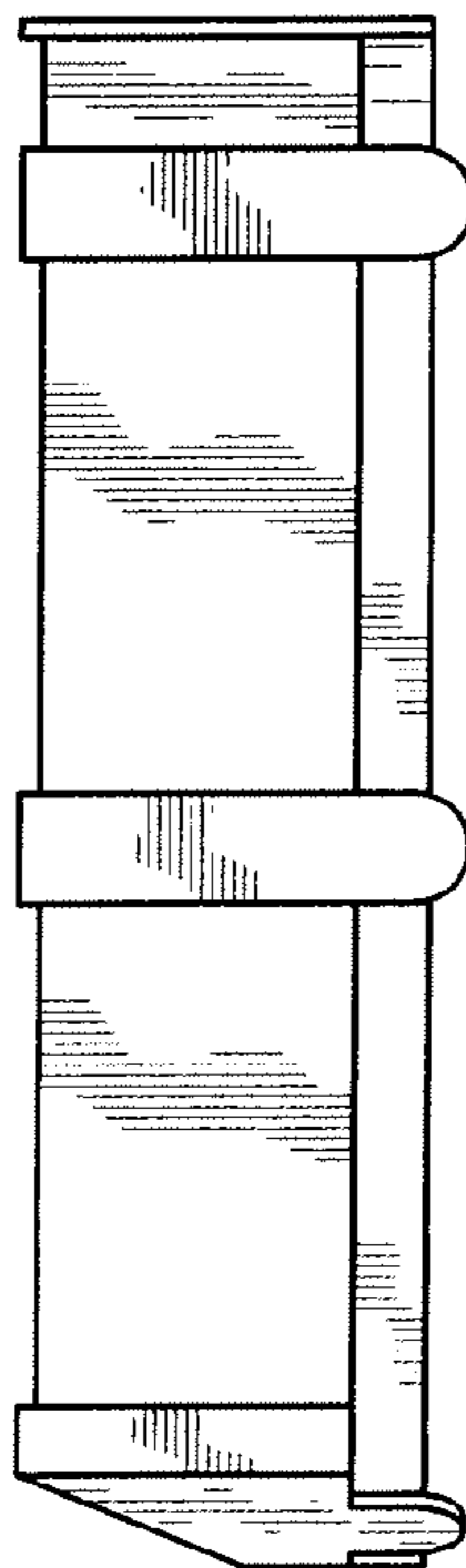


FIG. 5

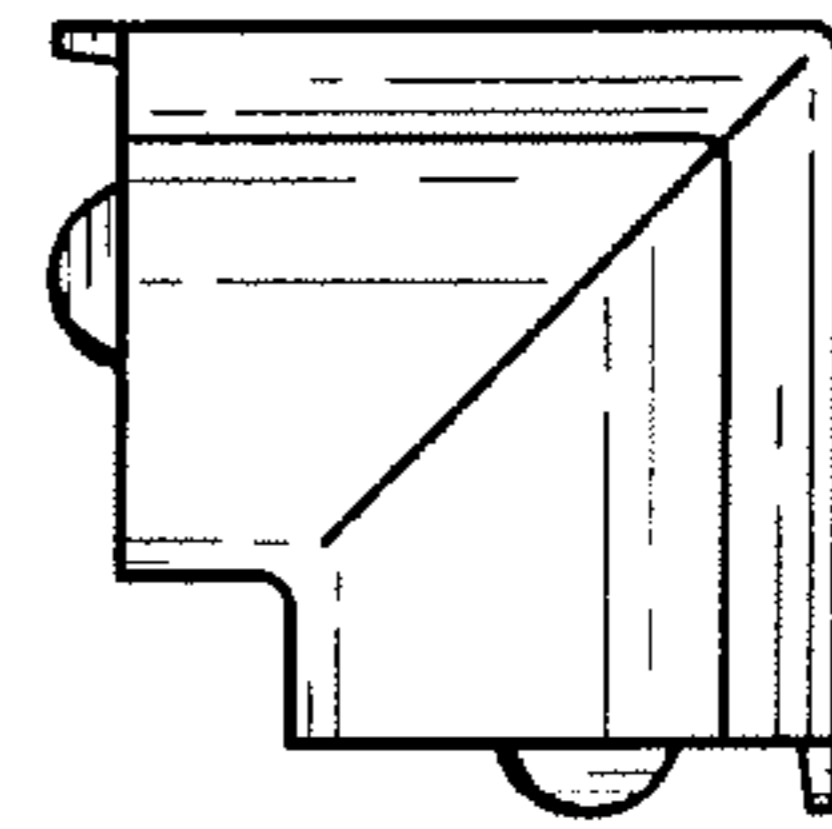


FIG. 6

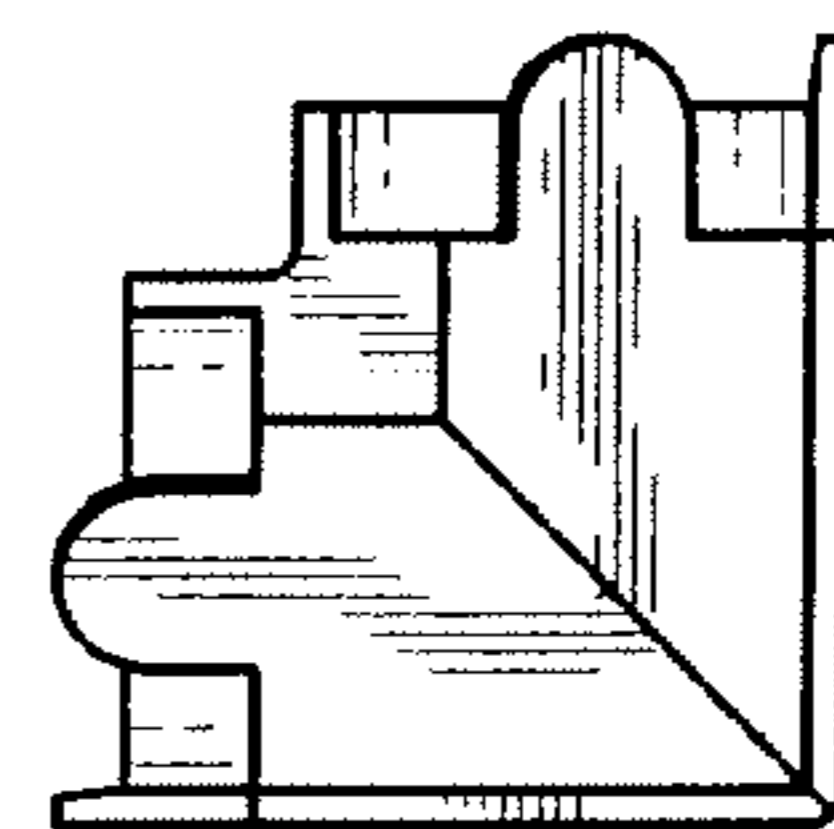


FIG. 7