



US00D583459S

(12) **United States Design Patent**  
**Koury et al.**

(10) **Patent No.:** **US D583,459 S**  
(45) **Date of Patent:** **\*\* Dec. 23, 2008**

(54) **GRILLE FOR A CEILING VENTILATING FAN**

D541,927 S \* 5/2007 Yamanaka et al. .... D23/388

(75) Inventors: **Steffen Koury**, Everett, MA (US); **Paul Metaxatos**, Swampscott, MA (US); **Hiroshi Miyake**, Kadoma (JP)

FOREIGN PATENT DOCUMENTS

JP D757357 S 3/1989  
JP D983594 S 6/1997  
JP D983595 S 6/1997  
JP D983615 S 7/1997

(73) Assignee: **Panasonic Corporation**, Kadoma-shi (JP)

\* cited by examiner

(\*\*) Term: **14 Years**

*Primary Examiner*—Lisa P Lichtenstein

(21) Appl. No.: **29/283,213**

(74) *Attorney, Agent, or Firm*—Christensen O'Connor Johnson Kindness PLLC

(22) Filed: **Aug. 8, 2007**

(57) **CLAIM**

(51) **LOC (8) Cl.** ..... **23-04**

The ornamental design for a grille for a ceiling ventilating fan, as shown and described.

(52) **U.S. Cl.** ..... **D23/411**

(58) **Field of Classification Search** ..... D23/370,  
D23/411, 412, 351, 393, 385, 388; 454/349,  
454/354; D25/153, 155

**DESCRIPTION**

See application file for complete search history.


FIG. 1 is a perspective view of the top, front and left side of a grille for a ceiling ventilating fan showing our new design;  
FIG. 2 is a front view thereof;  
FIG. 3 is a left side view thereof;  
FIG. 4 is a right side view thereof;  
FIG. 5 is a top plan view thereof;  
FIG. 6 is a bottom view thereof; and,  
FIG. 7 is a rear view thereof.


(56) **References Cited**

U.S. PATENT DOCUMENTS


D222,166 S \* 10/1971 Solomon ..... D7/612  
D387,859 S \* 12/1997 Ukai et al. .... D23/371  
D426,292 S \* 6/2000 Nanjo ..... D23/351  
D433,116 S \* 10/2000 Han et al. .... D23/393  
D448,462 S 9/2001 Nanjo

**1 Claim, 4 Drawing Sheets**






*Fig. 1.*


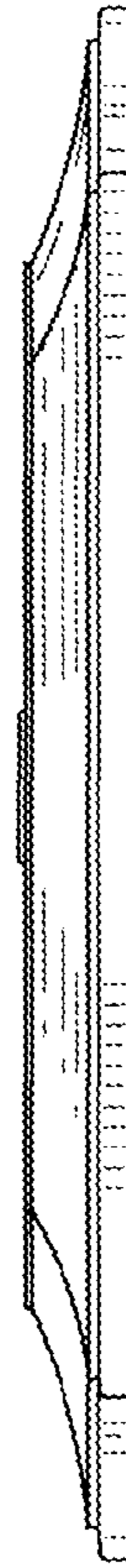


*Fig. 2.*

*Fig.3.*




*Fig.4.*



*Fig.5.*



*Fig.6.*



*Fig. 7.*