



US00D583458S

(12) **United States Design Patent**
Arnold, Jr.

(10) **Patent No.:** **US D583,458 S**
(45) **Date of Patent:** **** Dec. 23, 2008**

(54) **CHIMNEY CAP**

(75) Inventor: **John G. Arnold, Jr.**, Tulsa, OK (US)

(73) Assignee: **European Copper, LLC**, Tulsa, OK
(US)

(**) Term: **14 Years**

(21) Appl. No.: **29/323,952**

(22) Filed: **Sep. 3, 2008**

Related U.S. Application Data

(60) Division of application No. 29/305,785, filed on Mar. 27, 2008, which is a division of application No. 29/266,430, filed on Sep. 20, 2006, now Pat. No. Des. 574,944, which is a division of application No. 29/219,946, filed on Dec. 22, 2004, now Pat. No. Des. 535,010, which is a continuation-in-part of application No. 10/847,418, filed on May 17, 2004, now Pat. No. 6,926,600.

(51) **LOC (8) Cl.** **23-04**

(52) **U.S. Cl.** **D23/374**

(58) **Field of Classification Search** D23/374,
D23/393-394; 454/4, 15, 13, 14, 17, 18

See application file for complete search history.

(56) **References Cited**

U.S. PATENT DOCUMENTS

5,402,613 A *	4/1995	Giumenta et al.	52/244
D488,550 S *	4/2004	Taylor	D23/374
D503,471 S	3/2005	Huta	
6,926,600 B1	8/2005	Arnold, Jr.	
D535,010 S	1/2007	Arnold, Jr.	
D574,944 S	8/2008	Arnold, Jr.	

* cited by examiner

Primary Examiner—Lisa P Lichtenstein

(74) *Attorney, Agent, or Firm*—Head, Johnson & Kachigian

(57) **CLAIM**

The ornamental design for a chimney cap, as shown and described.

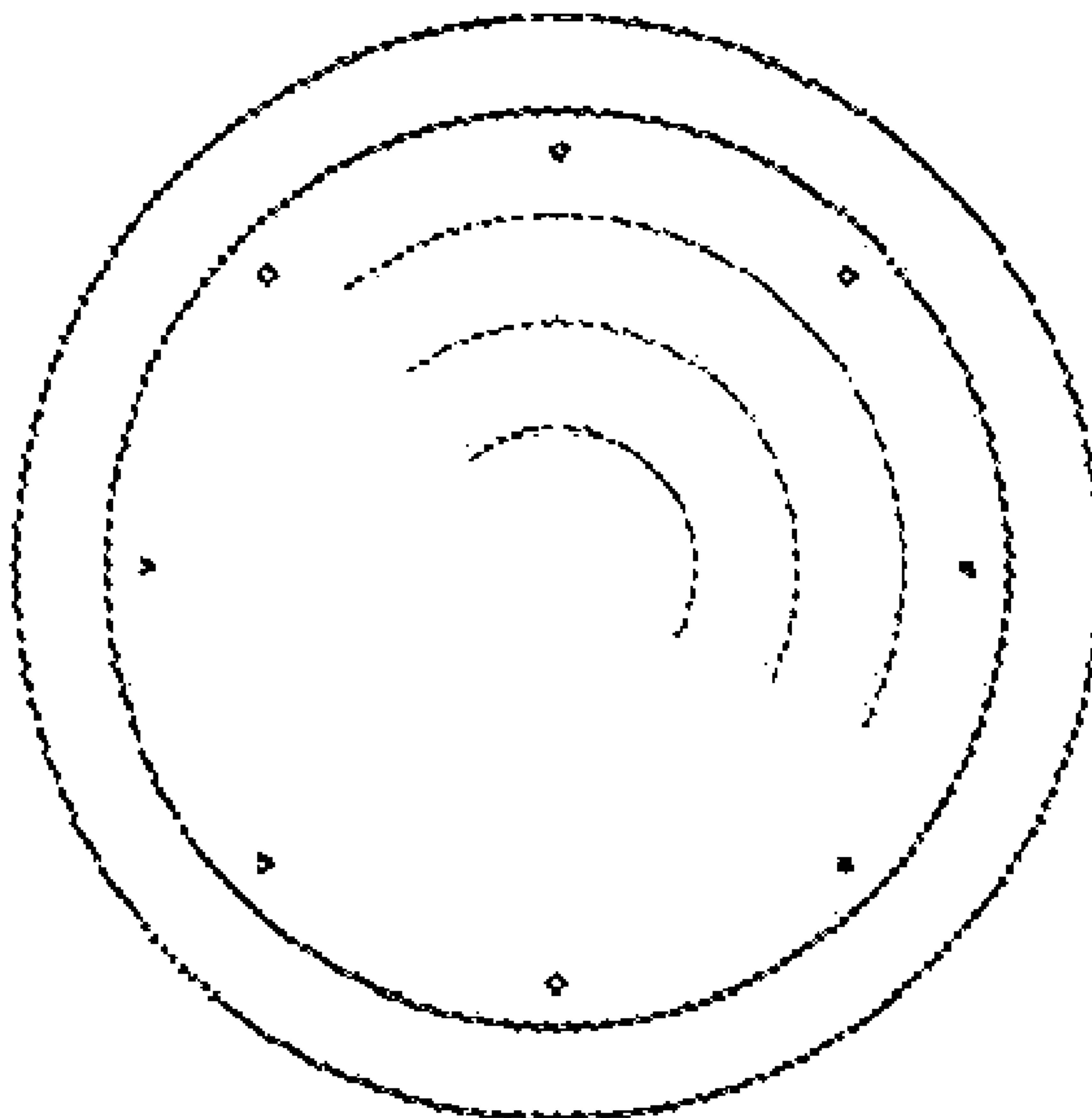
DESCRIPTION

FIG. 1 is a top view of a first embodiment of my design showing my chimney cap designs;

FIG. 2 is a front view thereof; and,

FIG. 3 is a bottom view thereof, and the right side, left side and back views would be mirror images of the front view.

1 Claim, 1 Drawing Sheet



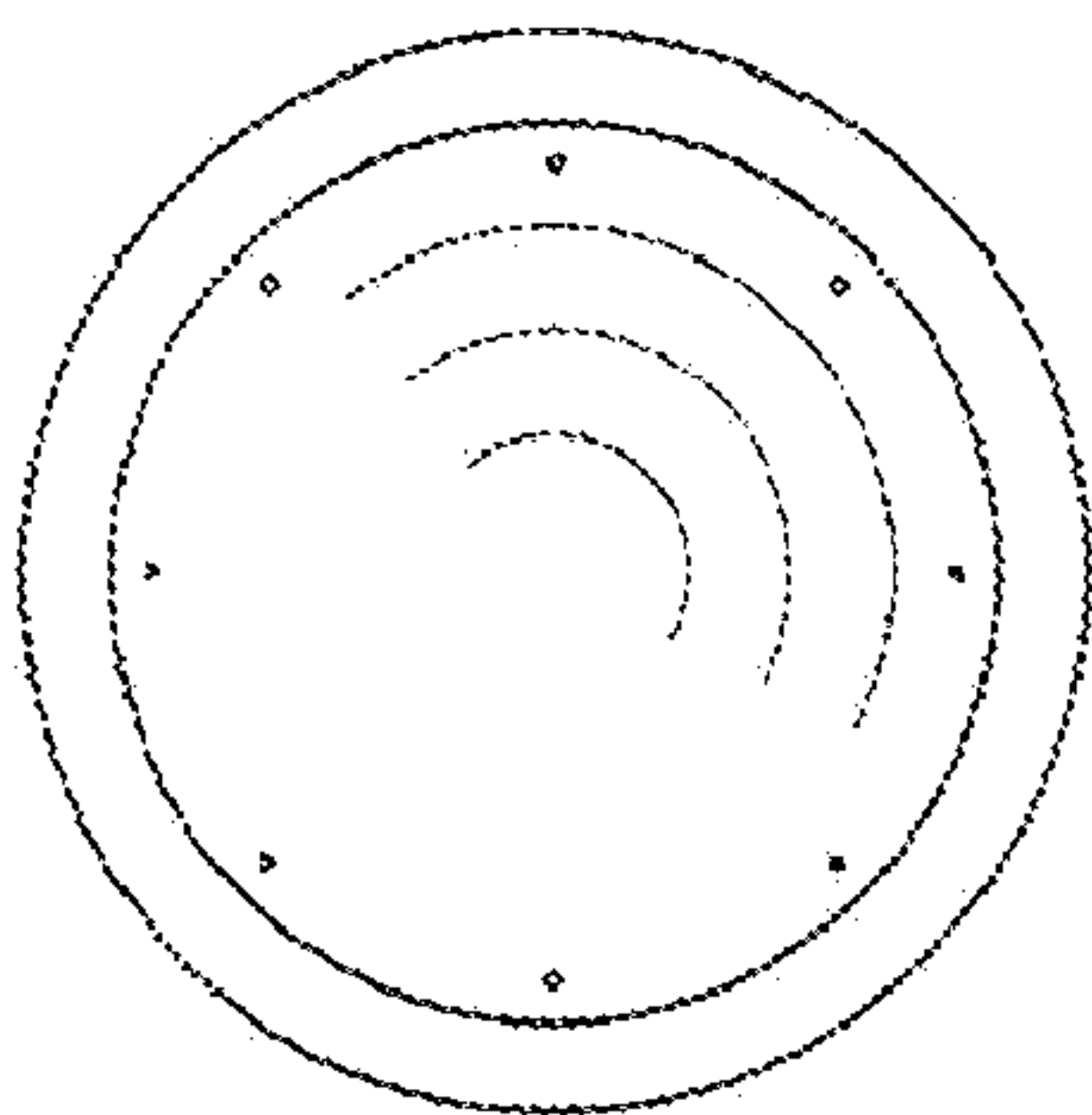


Fig.1

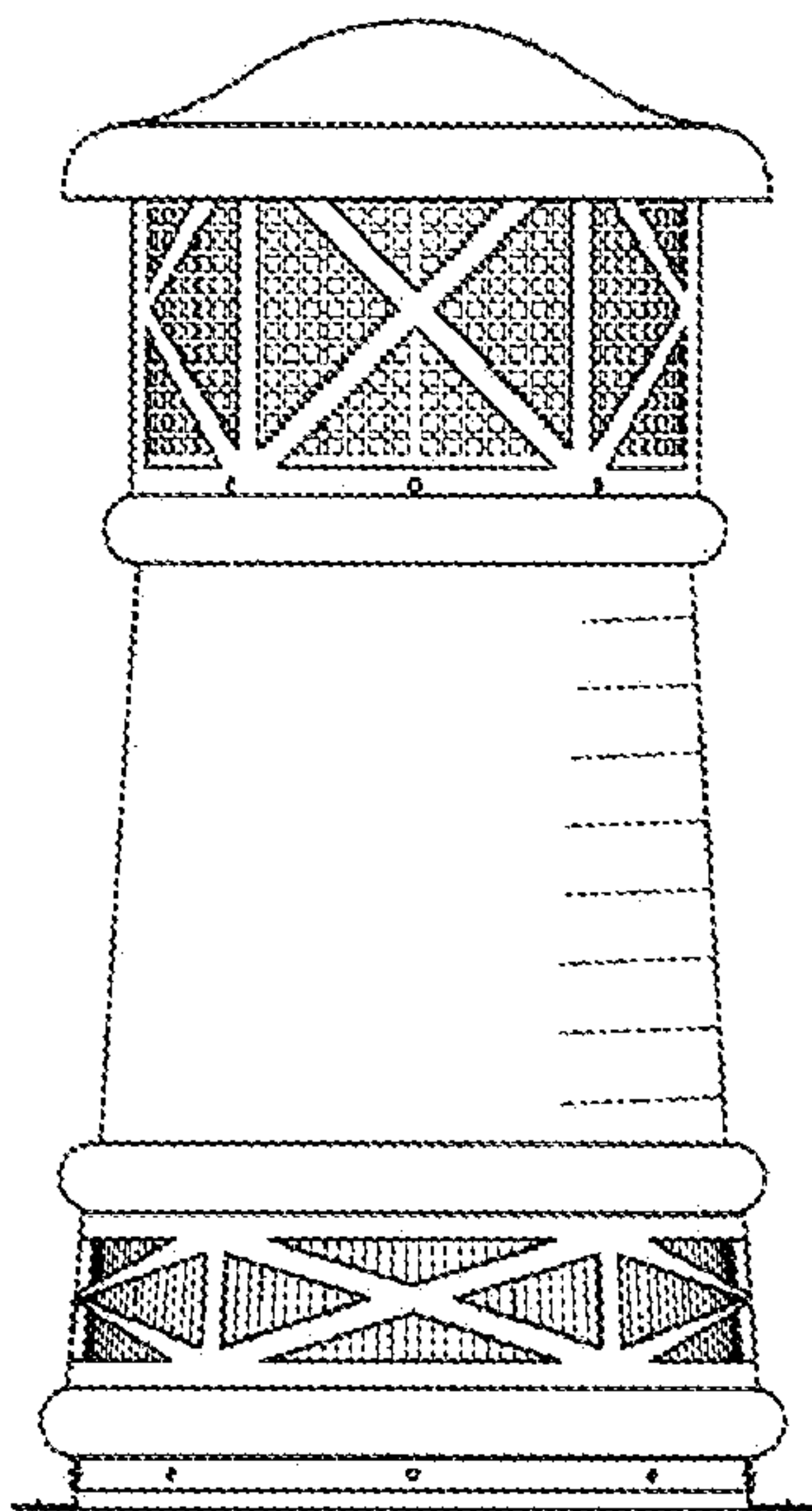


Fig.2

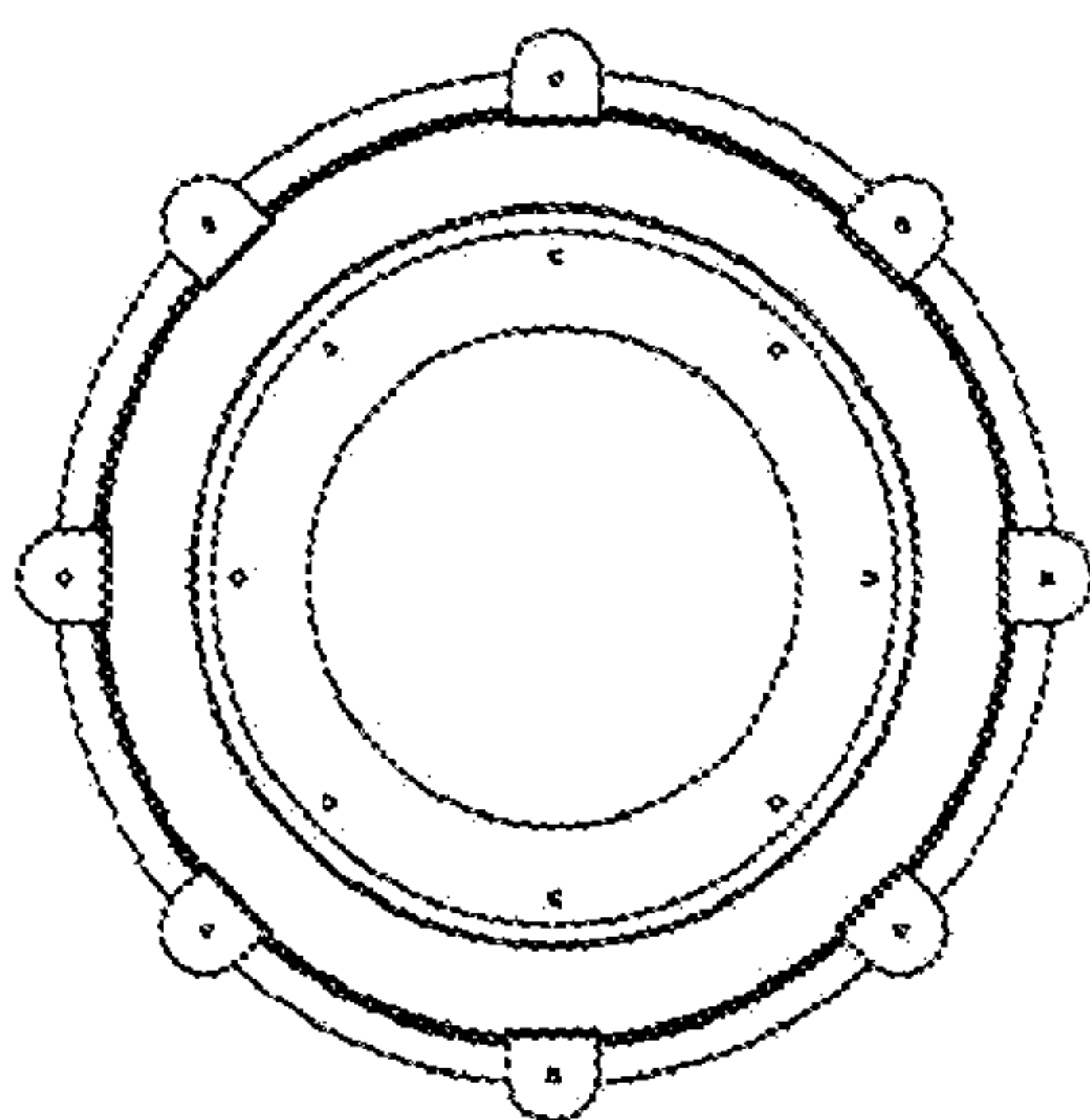


Fig.3