



US00D583456S

(12) **United States Design Patent**
Hennessy

(10) **Patent No.:** **US D583,456 S**
(45) **Date of Patent:** **** Dec. 23, 2008**

(54) **AIR FRESHENER**

D485,607 S * 1/2004 Wu D23/366

(76) Inventor: **Edward Hennessy**, 141 Thousand Oaks
Village, Atlantic Highlands, NJ (US)
07716

* cited by examiner

Primary Examiner—Sandra Snapp
(74) *Attorney, Agent, or Firm*—Mandel & Peslak, LLC;
Arthur M. Peslak, Esq.

(**) Term: **14 Years**

(21) Appl. No.: **29/308,104**

(57) **CLAIM**

(22) Filed: **May 28, 2008**

What is claimed is the ornamental design for an air freshener,
as shown and described.

(51) **LOC (8) Cl.** **28-99**

(52) **U.S. Cl.** **D23/366**

(58) **Field of Classification Search** D23/355–396;
261/DIG. 17, DIG. 43, DIG. 65, DIG. 88,
261/DIG. 89; 239/34, 35, 53, 56, 57, 60,
239/136, 326; 392/386, 394, 395; D28/5,
D28/6

See application file for complete search history.

DESCRIPTION

FIG. 1 is a front perspective view of the air freshener of the
present invention;

FIG. 2 is a front elevation view of the air freshener of the
present invention;

FIG. 3 is a rear elevation view of the air freshener of the
present invention;

FIG. 4 is a side elevation view of the air freshener of the
present invention;

FIG. 5 is an opposite side elevation view of the air freshener
of the present invention;

FIG. 6 is a top plan view of the air freshener of the present
invention; and,


FIG. 7 is a bottom plan view of the air freshener of the present
invention.

(56) **References Cited**

U.S. PATENT DOCUMENTS

D223,578 S *	5/1972	Labrecque	D23/368
D253,489 S *	11/1979	Hoyt	D23/369
4,526,592 A *	7/1985	Armbruster	96/121
D282,484 S *	2/1986	Armbruster	D23/365
D366,108 S *	1/1996	Traylor et al.	D23/368
D427,301 S *	6/2000	Sato et al.	D23/364
D439,621 S *	3/2001	Podd et al.	D21/329
D459,795 S *	7/2002	Moran	D23/367
D464,417 S *	10/2002	Nelson	D23/367

1 Claim, 3 Drawing Sheets






FIG. 1




FIG. 2




FIG. 3



FIG. 4



FIG. 5



FIG. 6



FIG. 7