



US00D583448S

(12) **United States Design Patent**  
**Jiang**

(10) **Patent No.:** **US D583,448 S**

(45) **Date of Patent:** **\*\* Dec. 23, 2008**

(54) **LAVATORY**

(75) Inventor: **Mimi Jiang**, Shanghai (CN)

(73) Assignee: **Kohler (China) Investment Co., Ltd.**,  
Shanghai (CN)

(\*\*) Term: **14 Years**

(21) Appl. No.: **29/302,823**

(22) Filed: **Jan. 25, 2008**

(30) **Foreign Application Priority Data**

Jul. 27, 2007 (CN) ..... 2007 3 0161660

(51) **LOC (8) Cl.** ..... **23-02**

(52) **U.S. Cl.** ..... **D23/293.1**

(58) **Field of Classification Search** ..... D23/284,  
D23/287, 291-293.1, 303, 308, 290; 4/630,  
4/631, 637, 638, 661, 639-642

See application file for complete search history.

(56) **References Cited**

**U.S. PATENT DOCUMENTS**

D423,653 S \* 4/2000 Svendsen ..... D23/293.1

D498,293 S \* 11/2004 Sutopo ..... D23/293.1  
D545,411 S \* 6/2007 Lin et al. .... D23/293.1  
D545,947 S \* 7/2007 Bruce ..... D23/293.1

\* cited by examiner

*Primary Examiner*—Robert A Delehanty

(74) *Attorney, Agent, or Firm*—Ladas & Parry LLP

(57) **CLAIM**

The ornamental design for a lavatory, as shown and described.

**DESCRIPTION**

FIG. 1 is a perspective view of the lavatory embodying my new design;

FIG. 2 is a front elevational view thereof; the rear elevational view being the same as the front elevational view;

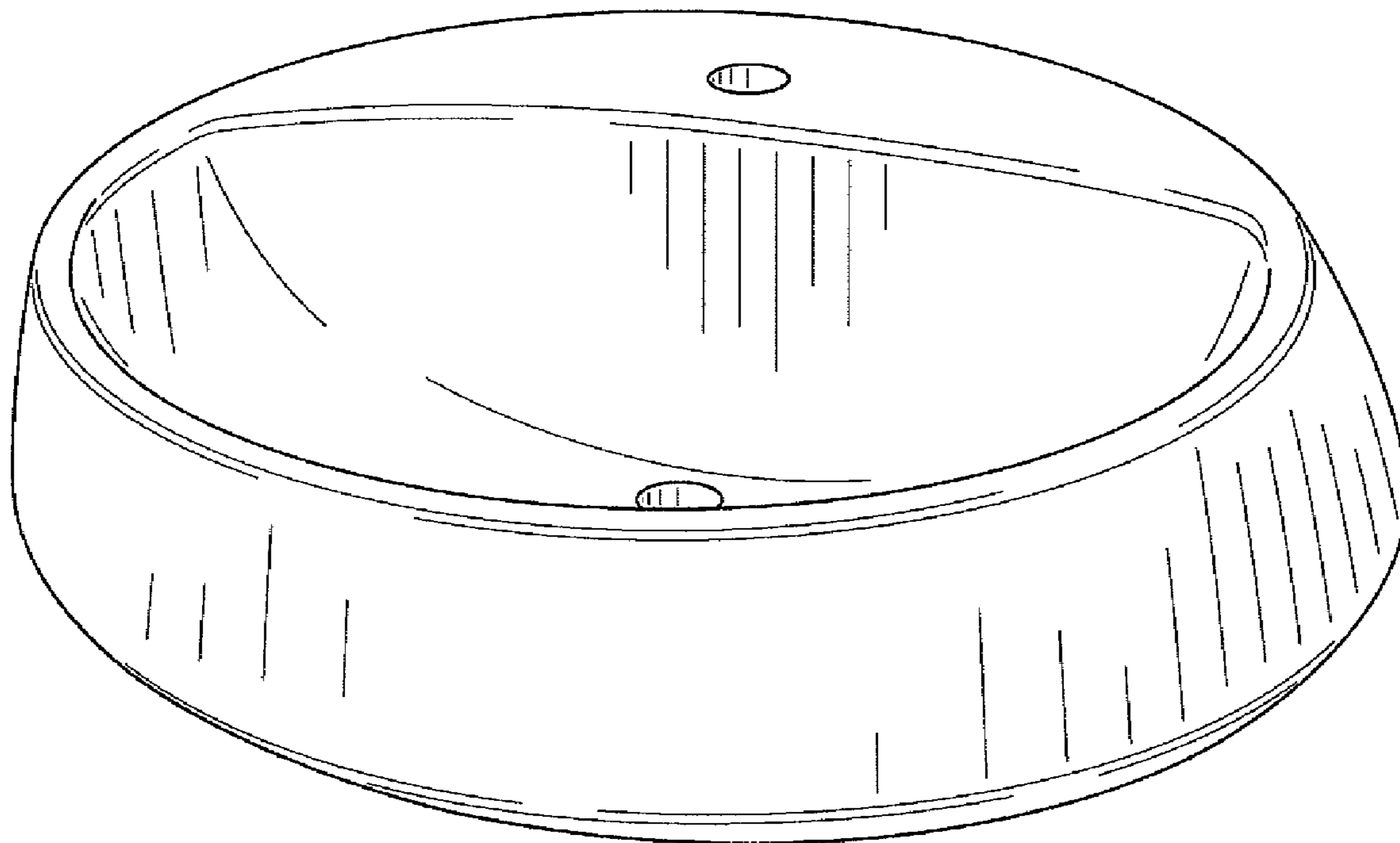
FIG. 3 is a right side elevational view, the left side elevational view being the same as the left side elevational view;

FIG. 4 is a top plan view; and,

FIG. 5 is a bottom plan view.

The broken line representations in FIG. 5 are by way of illustration only and forms no part of the claimed design.

**1 Claim, 3 Drawing Sheets**



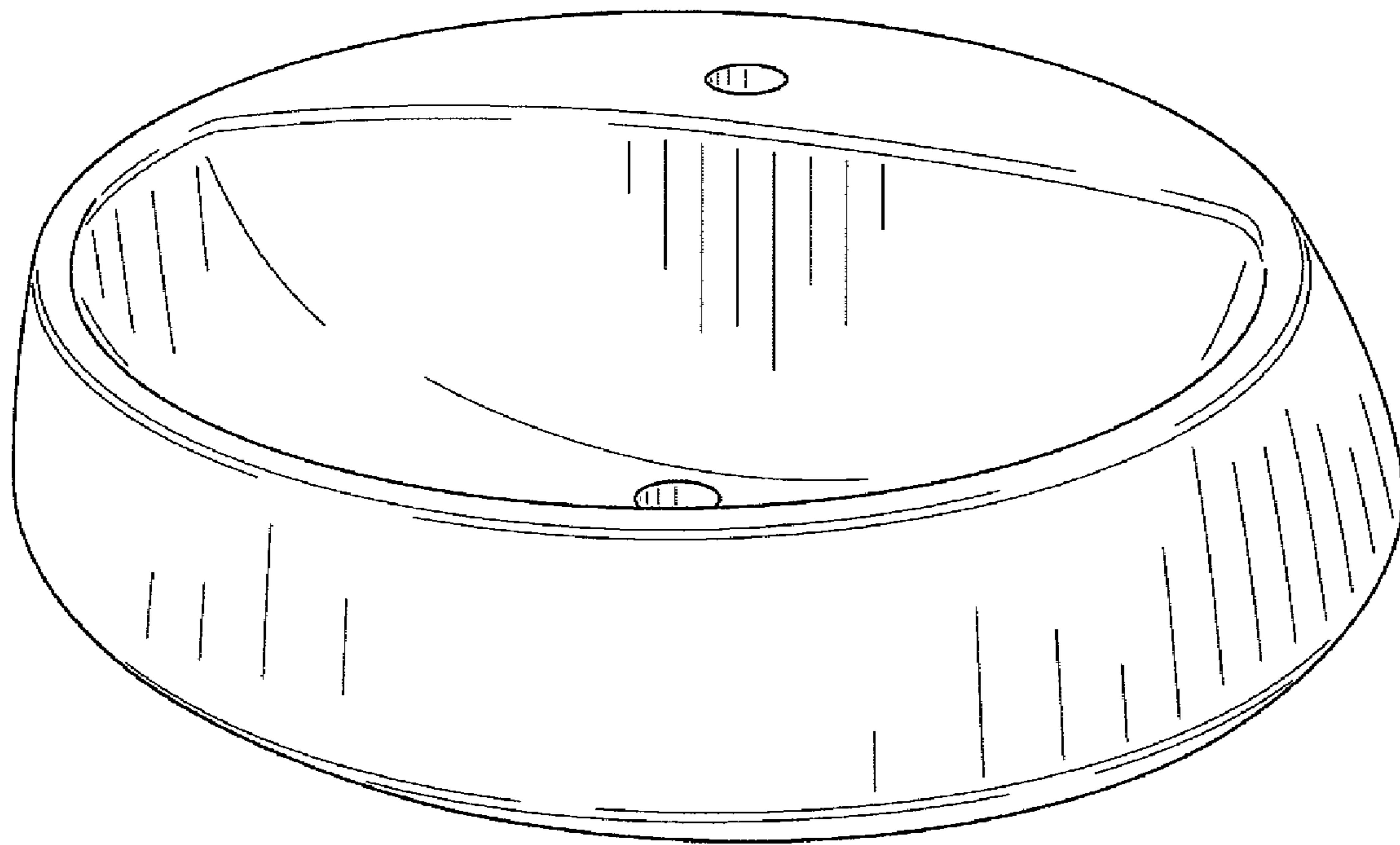


FIG. 1




FIG. 2




FIG. 3

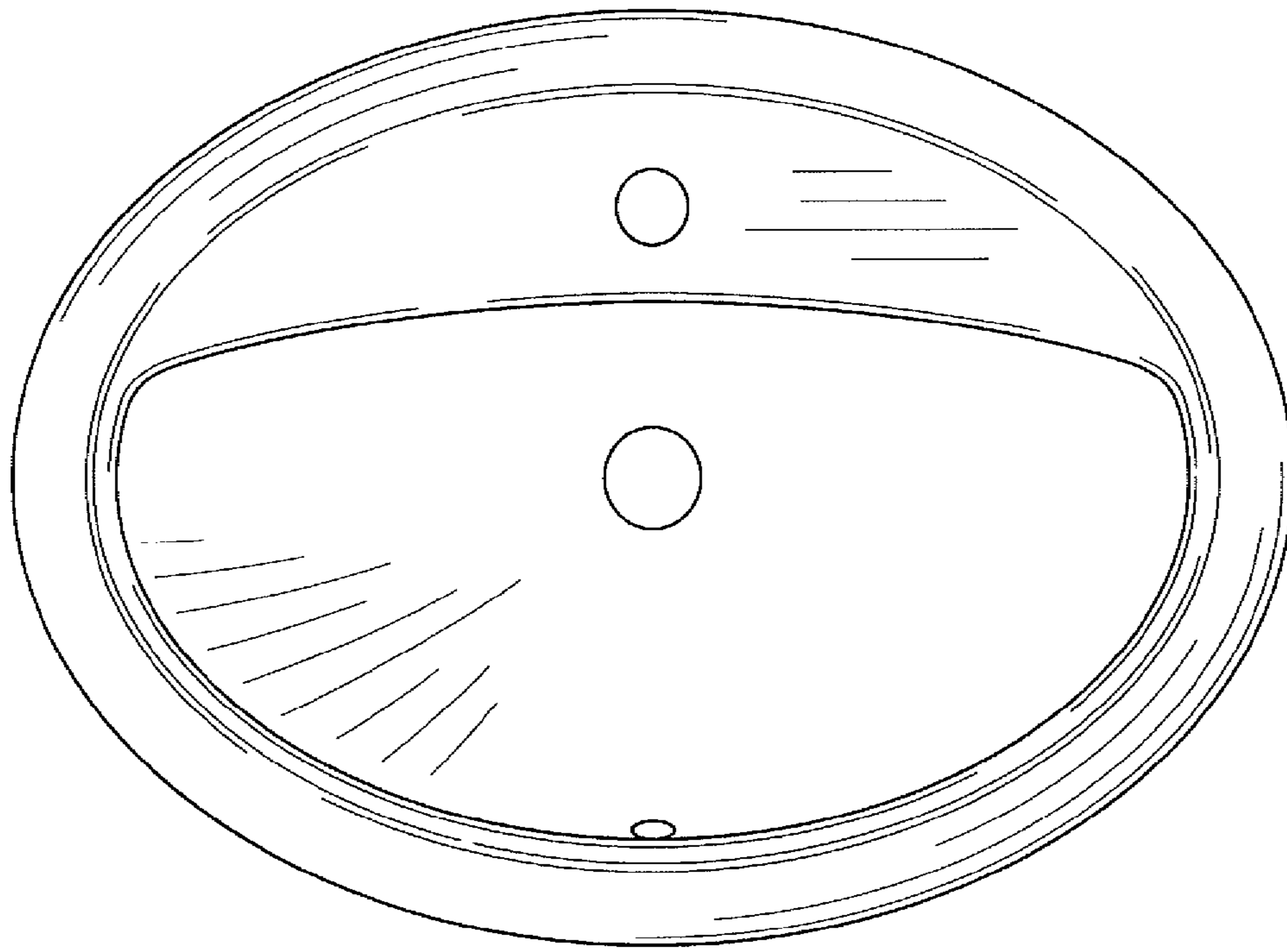


FIG. 4

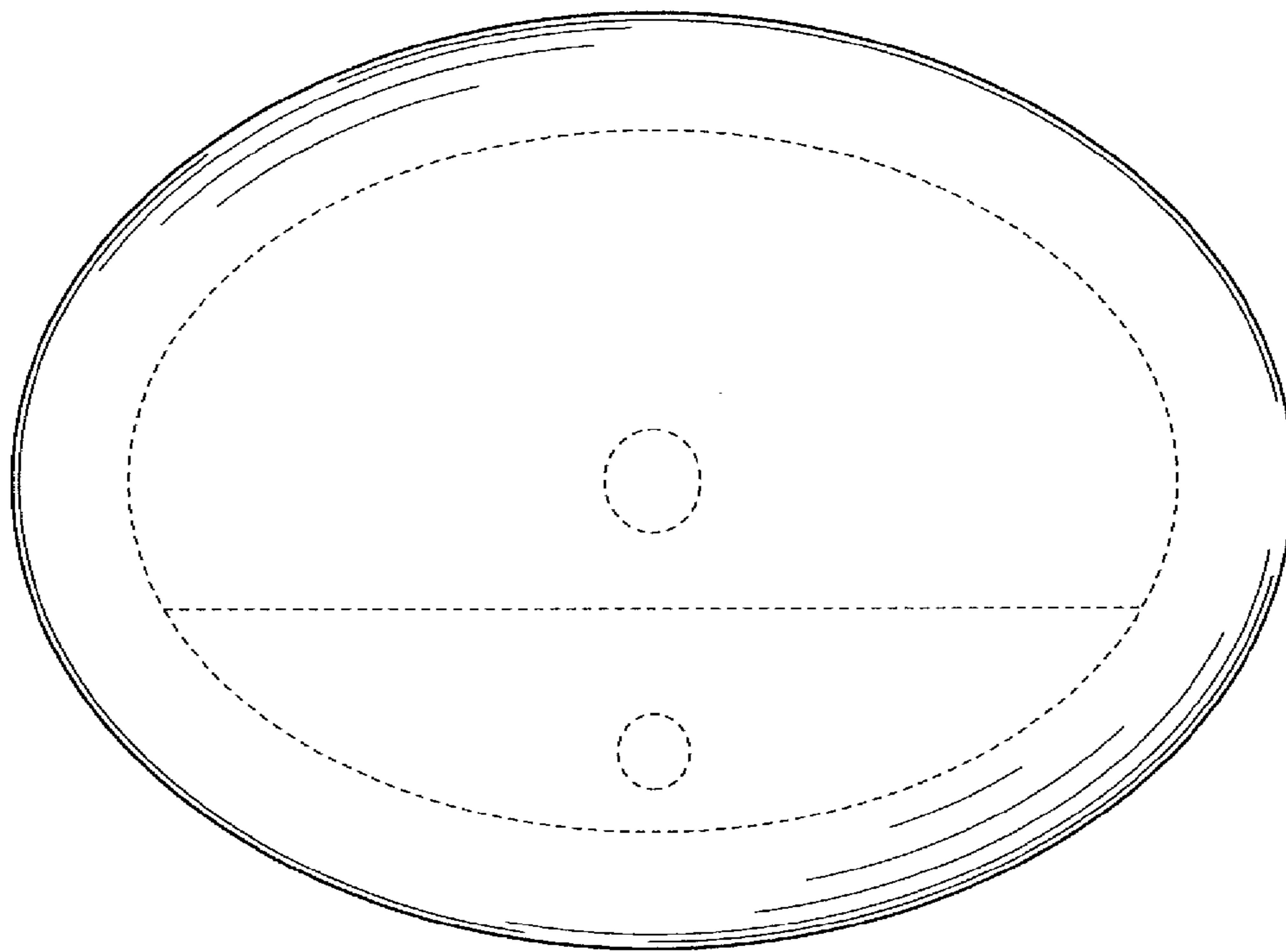


FIG. 5