



US00D583443S

(12) **United States Design Patent**
Hanna

(10) **Patent No.:** **US D583,443 S**

(45) **Date of Patent:** **** Dec. 23, 2008**

(54) **FAUCET BODY**

(75) Inventor: **Aaron Hanna**, Corona, CA (US)

(73) Assignee: **Newfrey LLC**, Newark, DE (US)

(**) Term: **14 Years**

(21) Appl. No.: **29/298,630**

(22) Filed: **Dec. 10, 2007**

(51) **LOC (8) Cl.** **23-01**

(52) **U.S. Cl.** **D23/255**

(58) **Field of Classification Search** D23/255-257,
D23/238-243; 4/675-678; 137/801
See application file for complete search history.

(56) **References Cited**

U.S. PATENT DOCUMENTS

D467,304 S	12/2002	Lord	
D467,306 S	12/2002	Lord	
D467,640 S	12/2002	Lord	
D467,641 S	12/2002	Lord	
D467,995 S	12/2002	Lord	
D470,224 S	2/2003	Hanna	
D471,254 S	3/2003	Bonnell et al.	
D473,929 S	4/2003	Warshawsky et al.	
D474,264 S	5/2003	Warshawsky et al.	
D476,720 S	7/2003	Hanna	
D479,312 S *	9/2003	Yegyayan D23/255

D533,257 S *	12/2006	Kemp et al. D23/255
D534,624 S	1/2007	Koury et al.	
D535,362 S	1/2007	Chu et al.	
D535,724 S	1/2007	Zhou	
D538,892 S	3/2007	Gilbert	
D539,871 S *	4/2007	Hanna D23/238
D544,946 S *	6/2007	Lord et al. D23/238

* cited by examiner

Primary Examiner—Robert A Delehanty

(74) *Attorney, Agent, or Firm*—Richard J. Veltman; John D. DelPonti

(57) **CLAIM**

The ornamental design for a faucet body, as shown and described.

DESCRIPTION

FIG. 1 is a perspective view of a faucet body showing a new design;

FIG. 2 is a front view thereof;

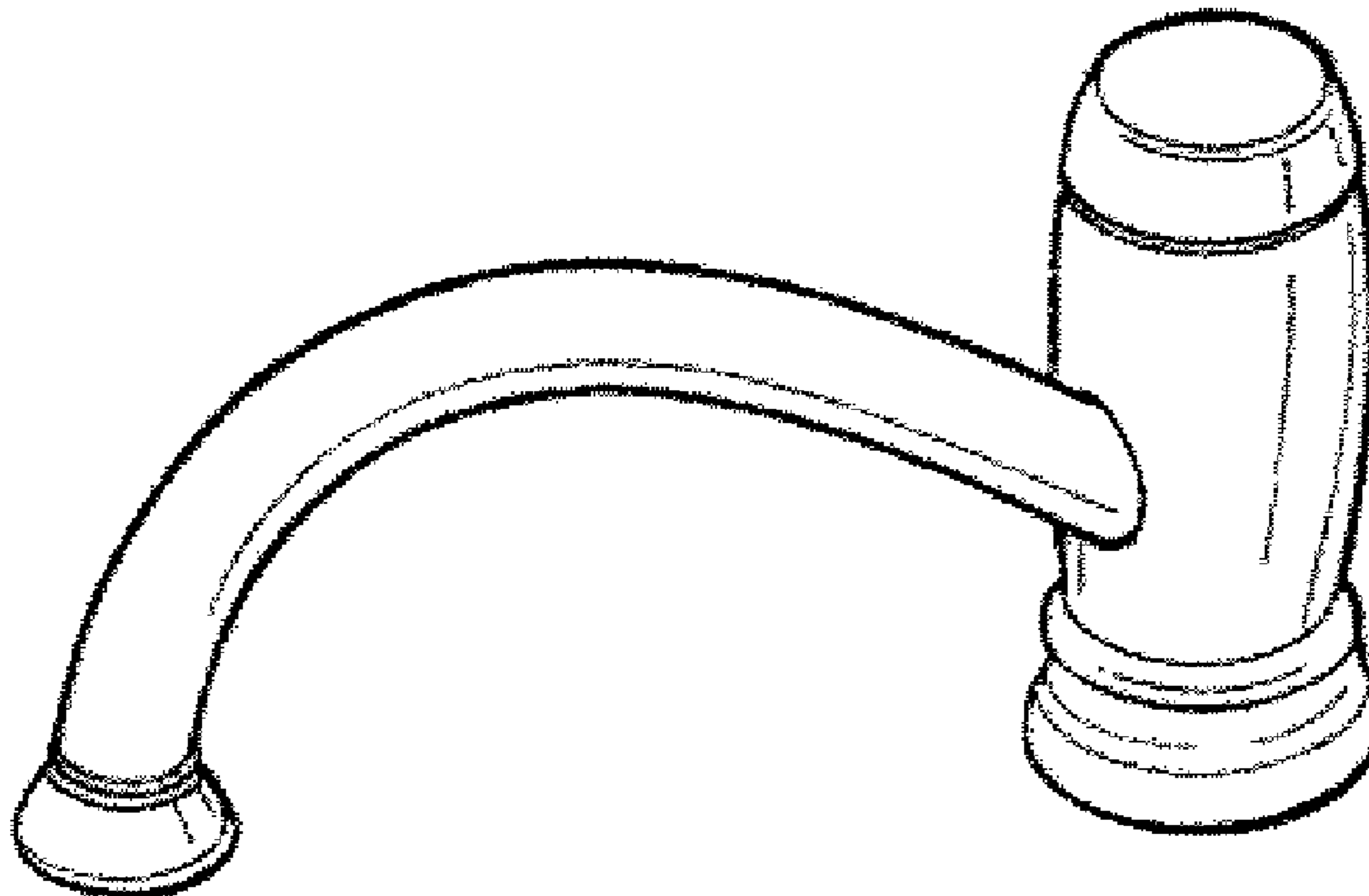
FIG. 3 is a back view thereof;

FIG. 4 is a top view thereof;

FIG. 5 is a bottom view thereof; and,

FIG. 6 is a right side view thereof, the left side view being a mirror image.

1 Claim, 2 Drawing Sheets



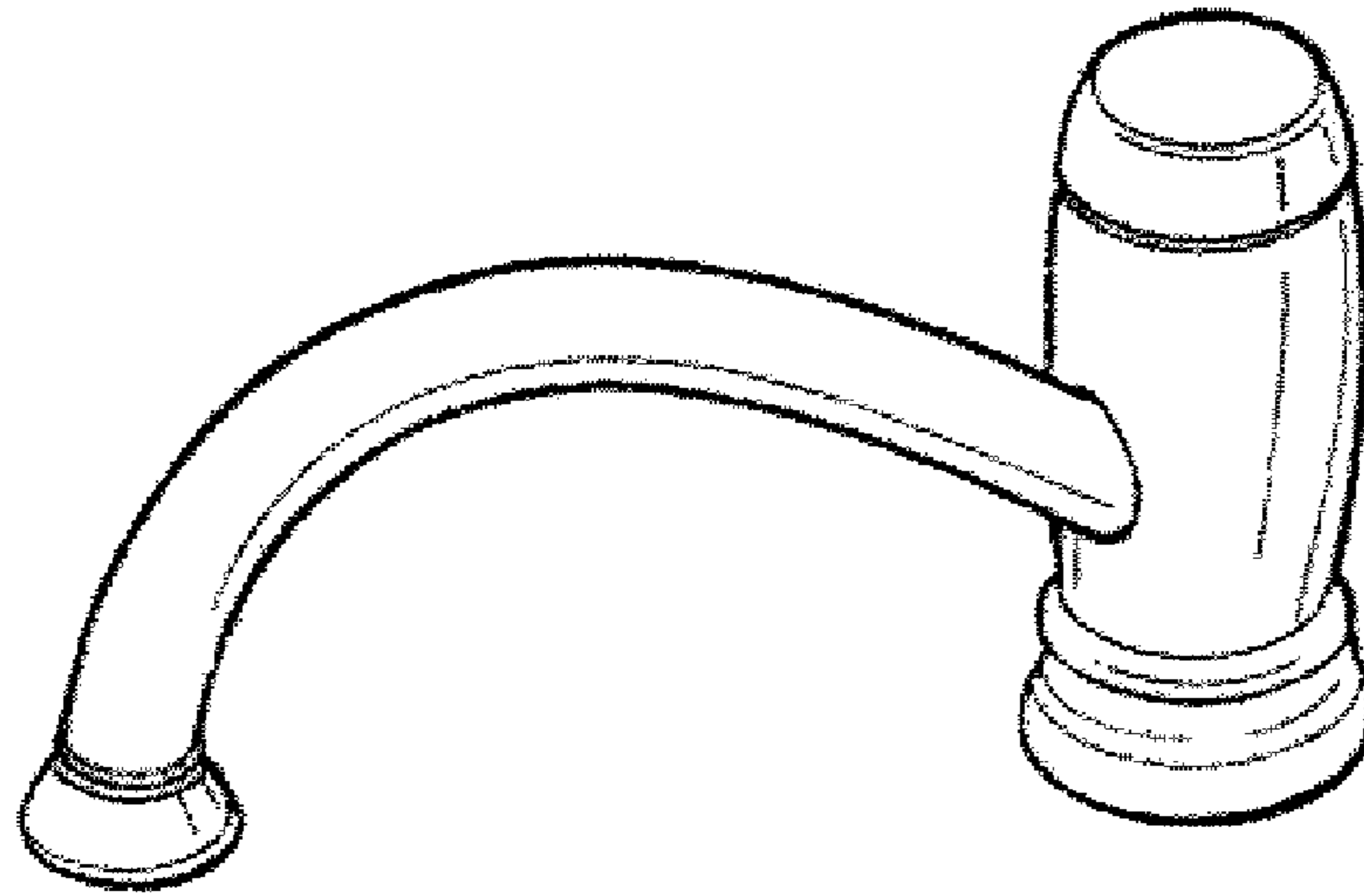


Fig. 1

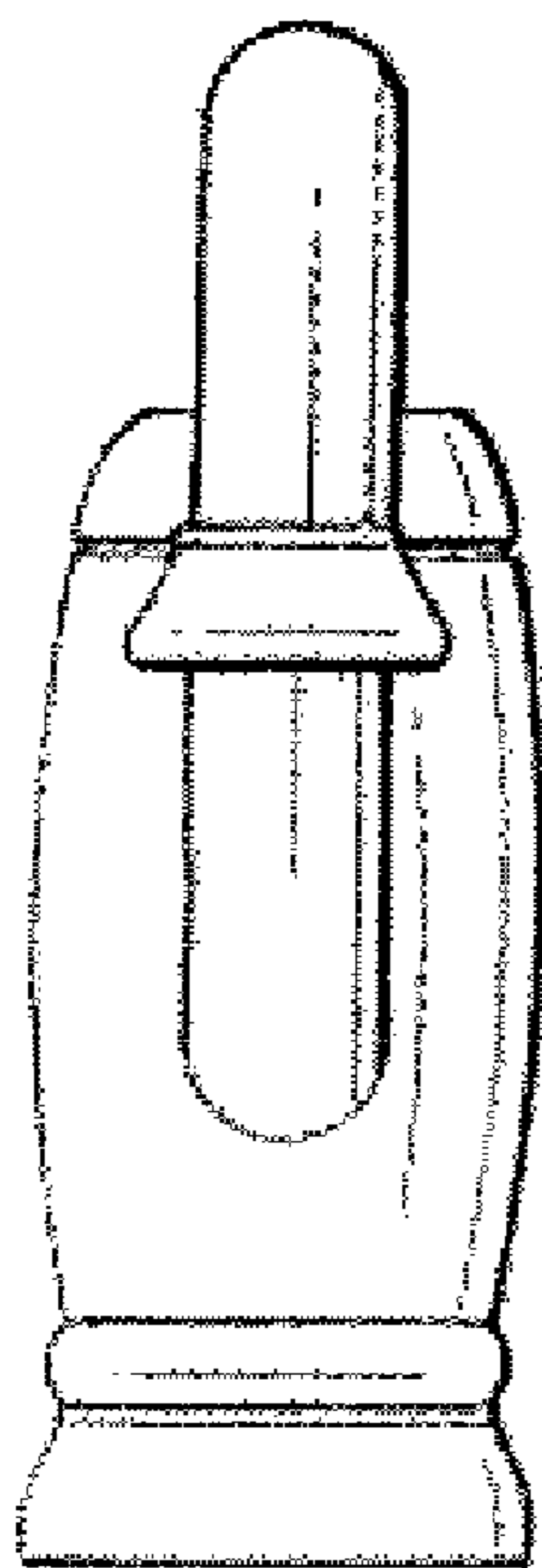


Fig. 2

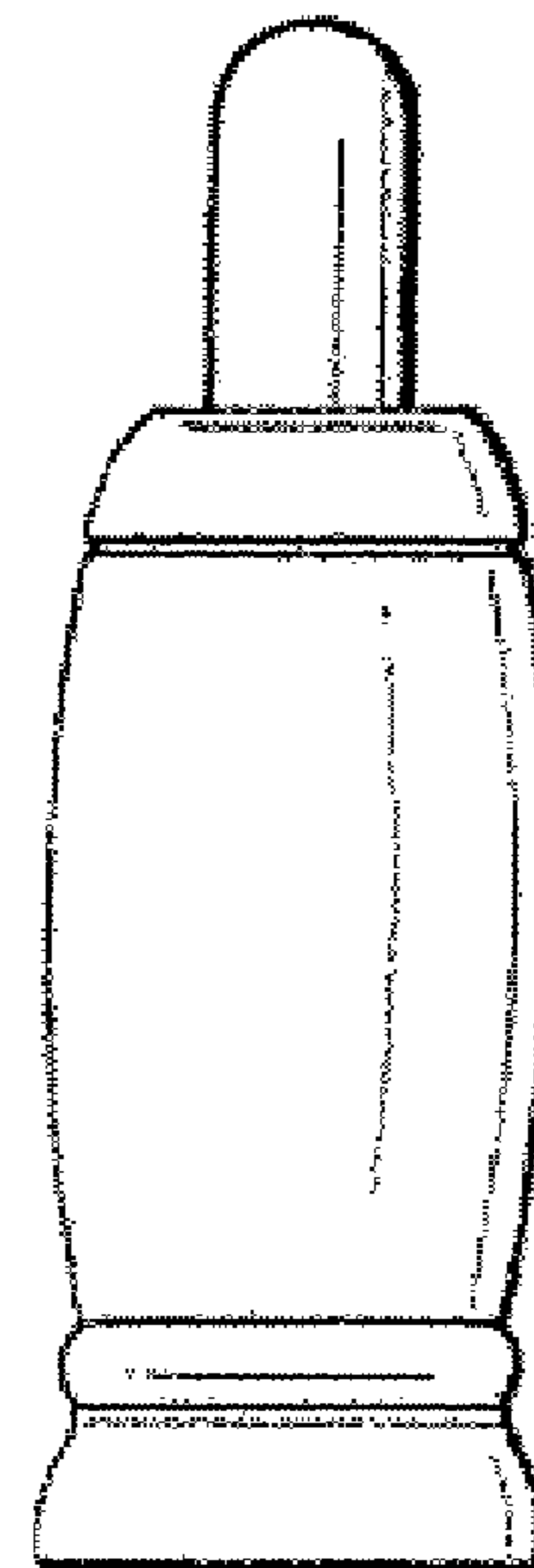


Fig. 3




Fig. 4




Fig. 5




Fig. 6