



US00D583434S

(12) **United States Design Patent**
Donovan

(10) **Patent No.:** **US D583,434 S**

(45) **Date of Patent:** **** Dec. 23, 2008**

(54) **GOLF CLUB TOOL**

(76) Inventor: **Dennis Donovan**, 7344 Amboy Rd.,
Staten Island, NY (US) 10307

(**) Term: **14 Years**

(21) Appl. No.: **29/291,863**

(22) Filed: **Sep. 19, 2007**

(51) **LOC (8) Cl.** **21-02**

(52) **U.S. Cl.** **D21/793**

(58) **Field of Classification Search** D21/789,
D21/793, 794; 473/285–286, 408
See application file for complete search history.

(56) **References Cited**

U.S. PATENT DOCUMENTS

D253,420 S	11/1979	Heerlien	
D270,747 S *	9/1983	Eisinger et al.	D21/793
D354,688 S	1/1995	Barrett et al.	
D365,133 S *	12/1995	Belmont	D21/794
D381,055 S *	7/1997	Jones et al.	D21/793
D390,904 S *	2/1998	Newbold et al.	D21/793
D401,296 S *	11/1998	Cole et al.	D21/793
D422,664 S *	4/2000	Tate	D21/793

D428,462 S *	7/2000	Adam	D21/793
D451,974 S *	12/2001	Holub	D21/793
D463,522 S *	9/2002	Goessling, Jr.	D21/793
D470,556 S *	2/2003	Guerette et al.	D21/793
7,041,001 B1	5/2006	Rogers	
D567,319 S *	4/2008	Beard	D21/793

* cited by examiner

Primary Examiner—Mitchell I Siegel

(74) *Attorney, Agent, or Firm*—Mary A. Whiting, Esq

(57) **CLAIM**

I claim, the ornamental design for a golf club tool, as shown and described.

DESCRIPTION

FIG. 1 is a front view of the club golf club tool of my new design;

FIG. 2 is a rear view thereof;

FIG. 3 is a left side view there, the undisclosed opposite side being identical;

FIG. 4 is a top plan view; and,

FIG. 5 is a bottom plan view thereof.

1 Claim, 1 Drawing Sheet

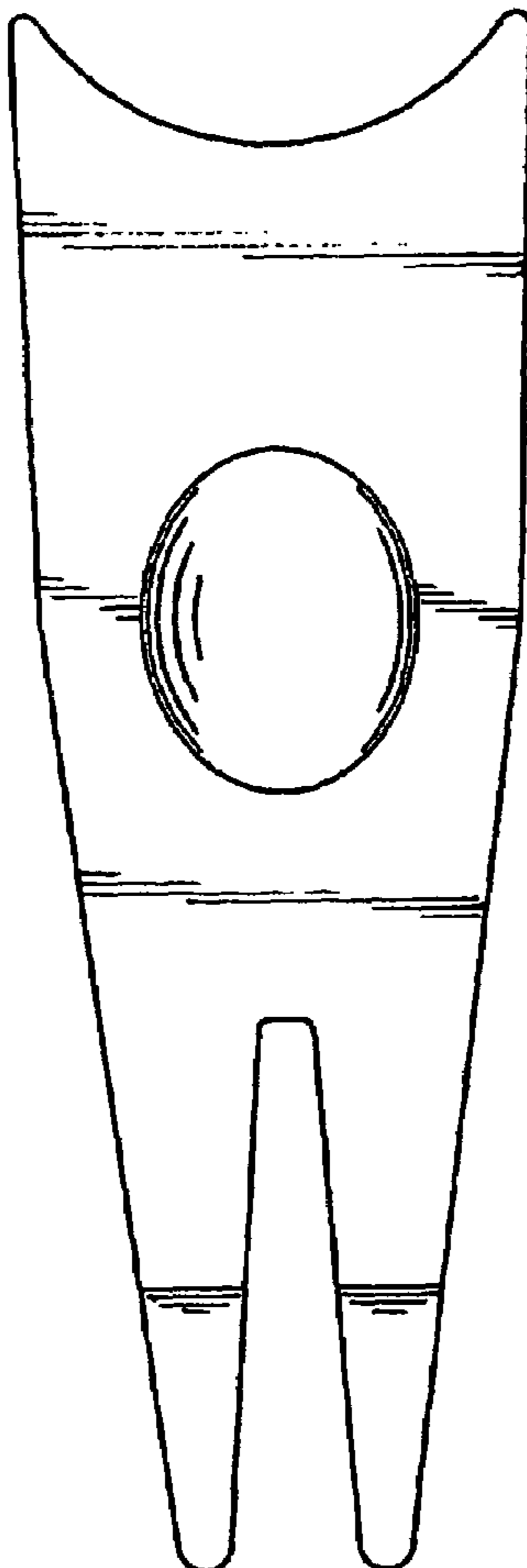




FIG. 4

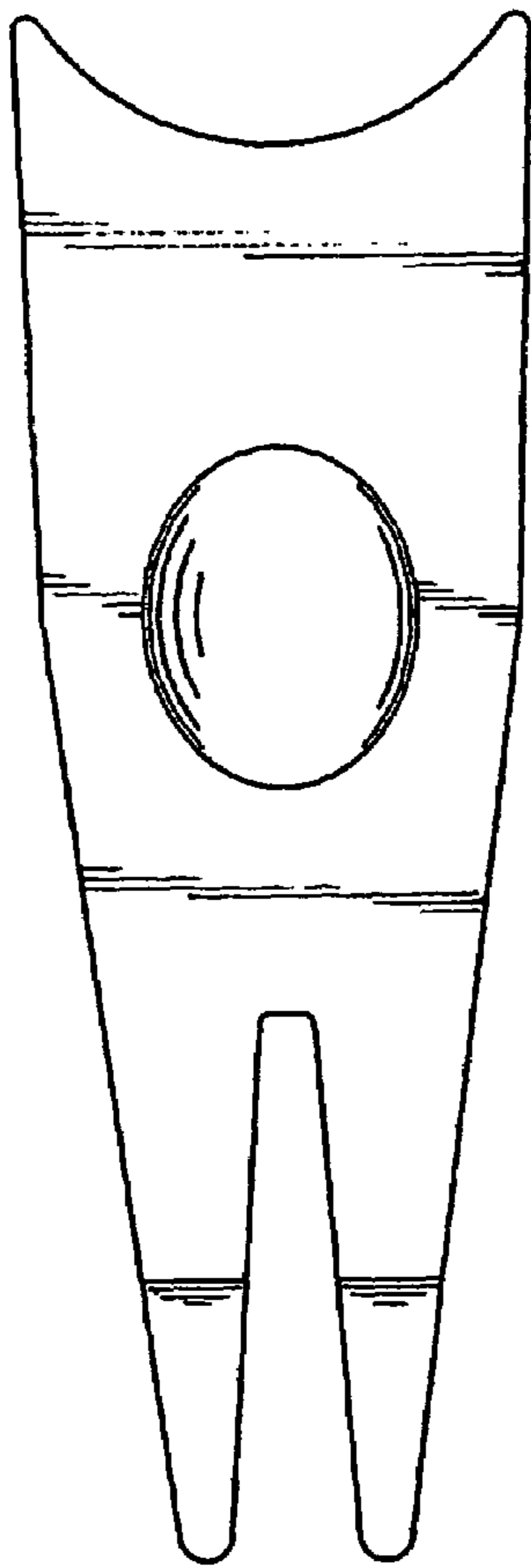


FIG. 1



FIG. 3

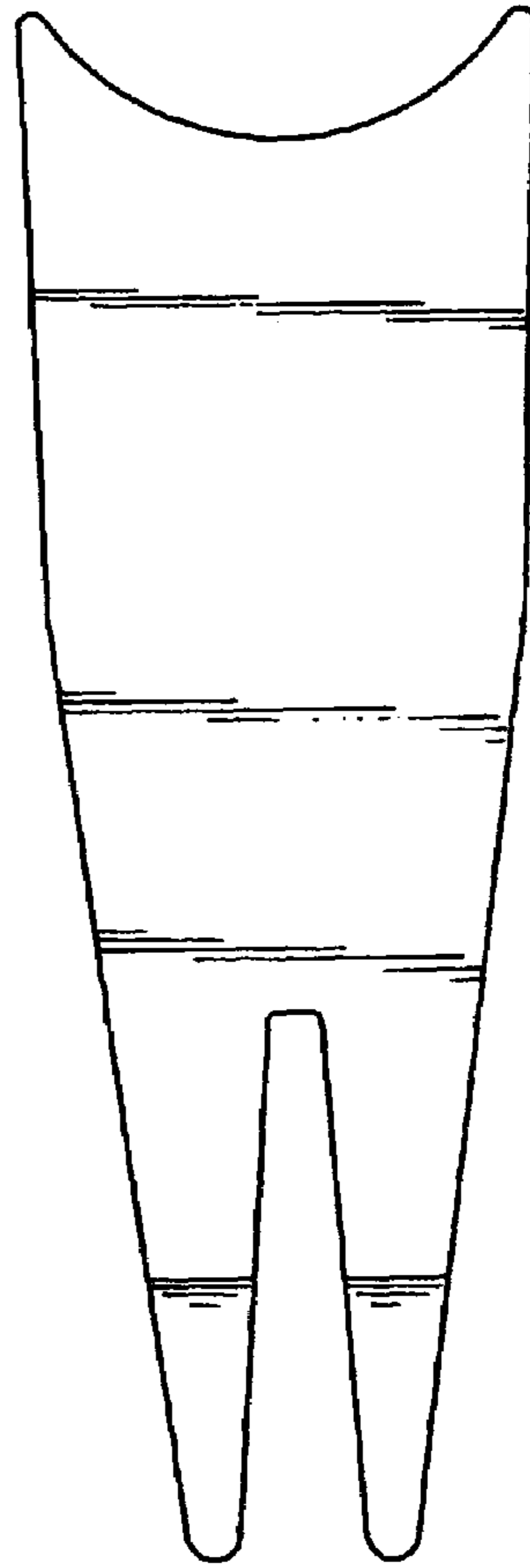


FIG. 2

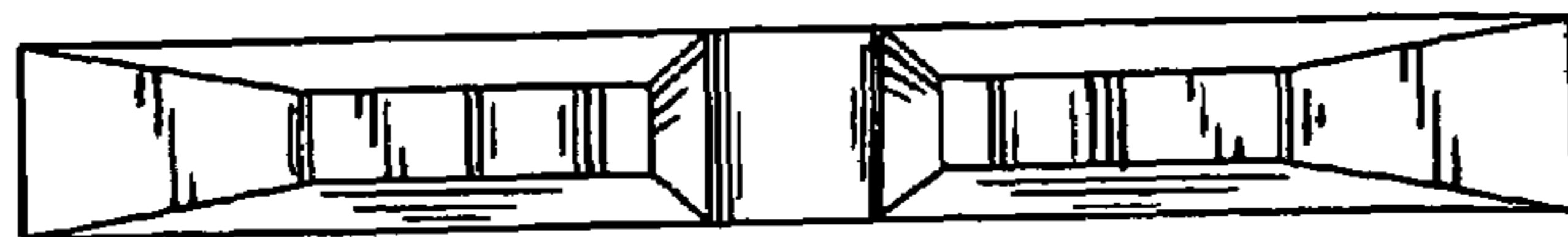


FIG. 5