



US00D583432S

(12) **United States Design Patent**
Serrano et al.

(10) **Patent No.:** **US D583,432 S**
(45) **Date of Patent:** **** Dec. 23, 2008**

(54) **GOLF CLUB HEAD**
(75) Inventors: **Anthony D. Serrano**, Anthem, AZ (US);
Eric J. Morales, Laveen, AZ (US);
Xiaojian Chen, Phoenix, AZ (US)
(73) Assignee: **Karsten Manufacturing Corporation**,
Phoenix, AZ (US)

7,101,289 B2 9/2006 Gibbs et al.
D534,229 S 12/2006 Barez et al.
D537,139 S 2/2007 Breier et al.
D537,895 S * 3/2007 Breier et al. D21/752
D538,370 S 3/2007 Breier et al.
D545,931 S 7/2007 Barez et al.
D554,214 S 10/2007 Chen et al.
D557,363 S * 12/2007 Jertson et al. D21/752
D558,288 S * 12/2007 Jertson et al. D21/752

(**) Term: **14 Years**

(Continued)

(21) Appl. No.: **29/299,127**

OTHER PUBLICATIONS

(22) Filed: **Dec. 19, 2007**

Anthony Serrano, et al., "Golf Club Heads With One or More Indented Inserts & Methods to Manufacture Golf Club Heads," U.S. Appl. No. 11/960,532, filed Dec. 19, 2007.
Anthony D. Serrano, et al., "Golf Club Head," U.S. Appl. No. 29/299,130, filed Dec. 19, 2007.

(51) **LOC (8) Cl.** **21-02**

(52) **U.S. Cl.** **D21/752**

(58) **Field of Classification Search** D21/733,
D21/752, 759; 473/324-331, 343-346
See application file for complete search history.

Primary Examiner—Mitchell I Siegel

(56) **References Cited**

(57) **CLAIM**

U.S. PATENT DOCUMENTS

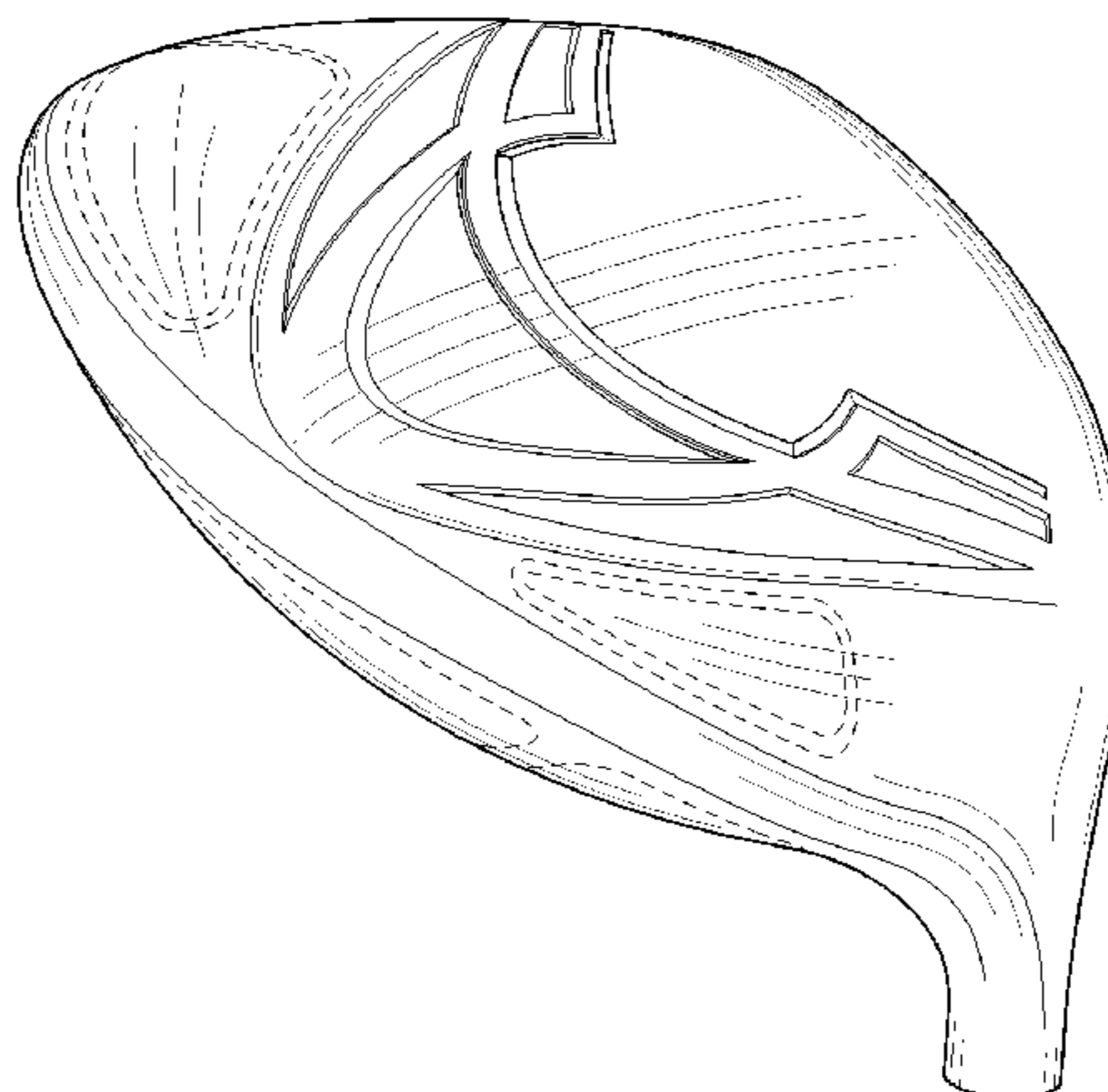
The ornamental design for a golf club head, as shown and described.

D344,998 S *	3/1994	Greene	D21/752
D352,983 S *	11/1994	Williams, Jr.	D21/752
D366,080 S *	1/1996	Chou et al.	D21/752
D367,094 S *	2/1996	Williams, Jr.	D21/752
D383,818 S	9/1997	Williams, Jr.		
D410,057 S *	5/1999	Ortiz	D21/752
5,997,415 A	12/1999	Wood		
D418,888 S	1/2000	Williams, Jr.		
6,033,318 A	3/2000	Drajan, Jr. et al.		
D446,563 S	8/2001	Besnard et al.		
6,332,848 B1	12/2001	Long et al.		
6,475,102 B2	11/2002	Helmstetter et al.		
6,530,848 B2	3/2003	Gillig		
D472,950 S	4/2003	Burnett et al.		
D481,773 S	11/2003	Aguinaldo et al.		
6,773,360 B2	8/2004	Willett et al.		
6,890,270 B2	5/2005	Ciasullo		
D513,424 S	1/2006	Erickson et al.		
D514,184 S	1/2006	Kawami		
D521,093 S	5/2006	Jorgensen et al.		
D523,103 S	6/2006	Hocknell et al.		
D526,374 S	8/2006	Kawami		
7,083,525 B2	8/2006	Pond et al.		

DESCRIPTION

FIG. 1 is a top perspective view of an example golf club head;
FIG. 2 is a bottom perspective view of the golf club head of FIG. 1;
FIG. 3 is a front elevational view of the golf club head of FIG. 1;
FIG. 4 is a rear elevational view of the golf club head of FIG. 1;
FIG. 5 is a top view of the golf club head of FIG. 1;
FIG. 6 is a bottom view of the golf club head of FIG. 1;
FIG. 7 is a heel end view of the golf club head of FIG. 1; and,
FIG. 8 is a toe end view of the golf club head of FIG. 1.
The broken lines shown in FIGS. 1, 2, 3, 4, 5, 7, and 8 are for illustrative purposes only and form no part of the claimed design.

1 Claim, 4 Drawing Sheets



US D583,432 S

Page 2

U.S. PATENT DOCUMENTS

2004/0192468 A1 9/2004 Onoda et al.
2004/0242343 A1 12/2004 Chao et al.
2005/0009627 A1 1/2005 Willett et al.
2005/0181884 A1 8/2005 Beach et al.

2006/0240909 A1 10/2006 Breier et al.
2007/0004536 A1 1/2007 Gibbs et al.
2007/0054751 A1 3/2007 Breier et al.
2007/0105649 A1 5/2007 Beach et al.

* cited by examiner

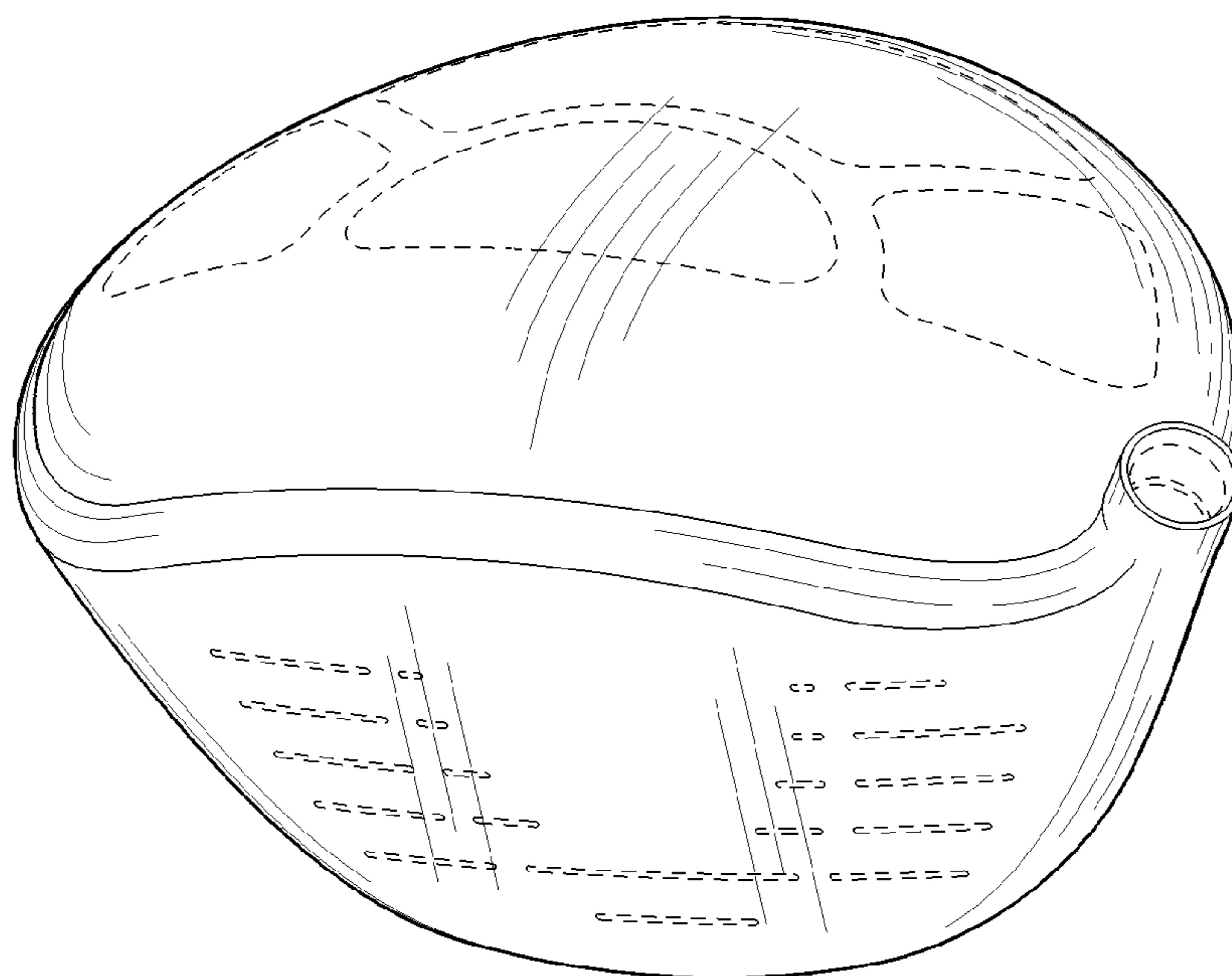


FIG. 1

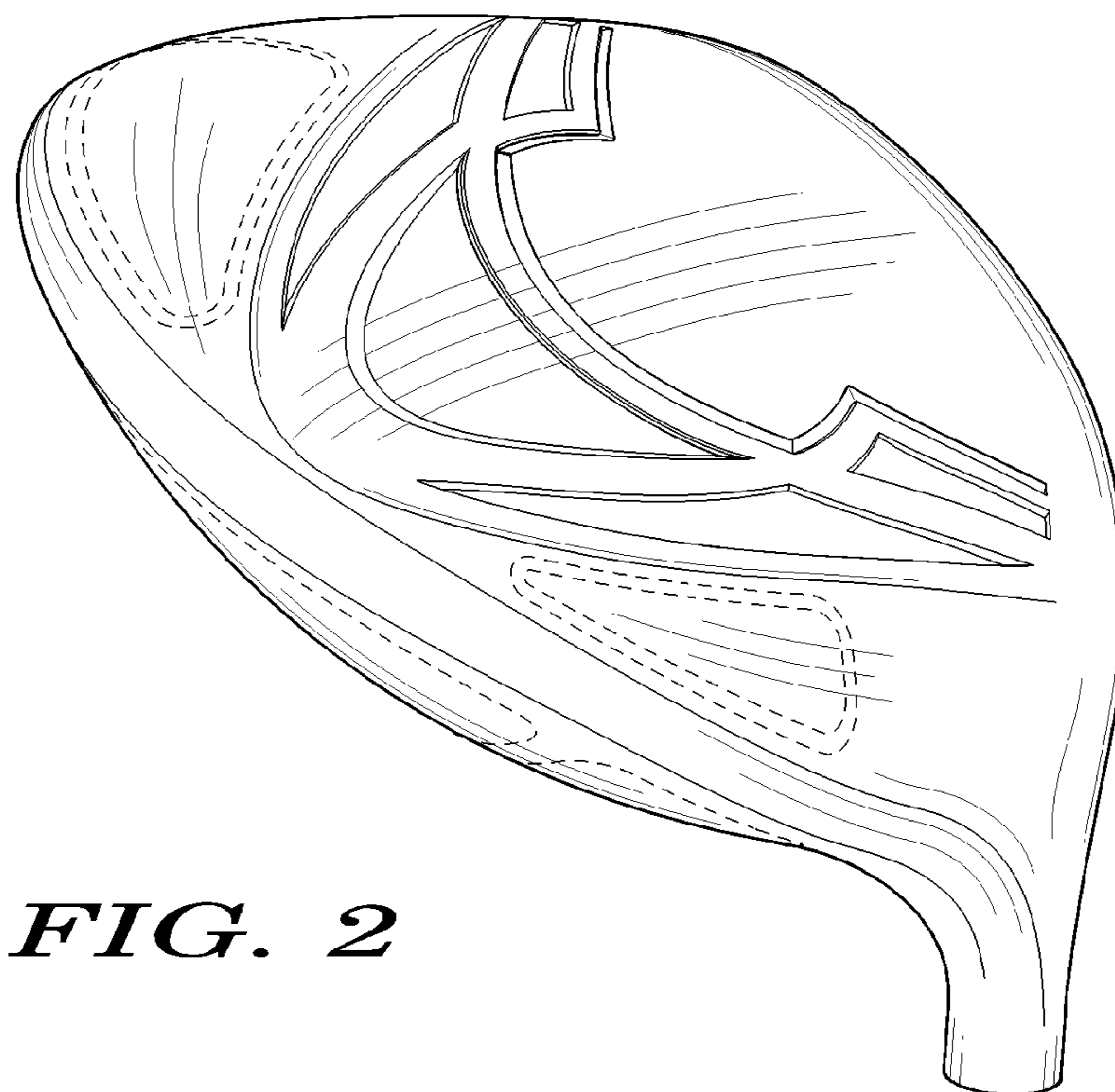


FIG. 2

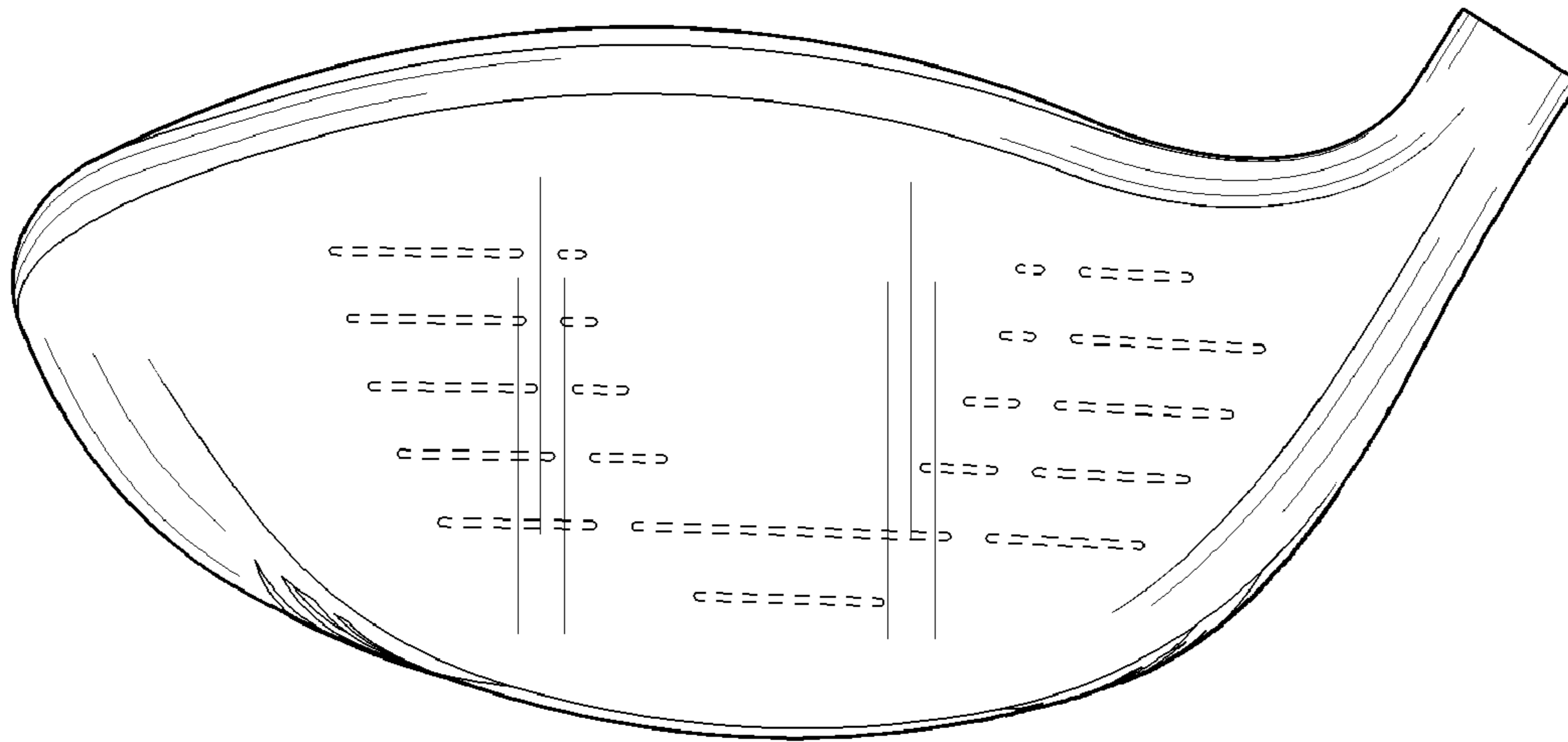
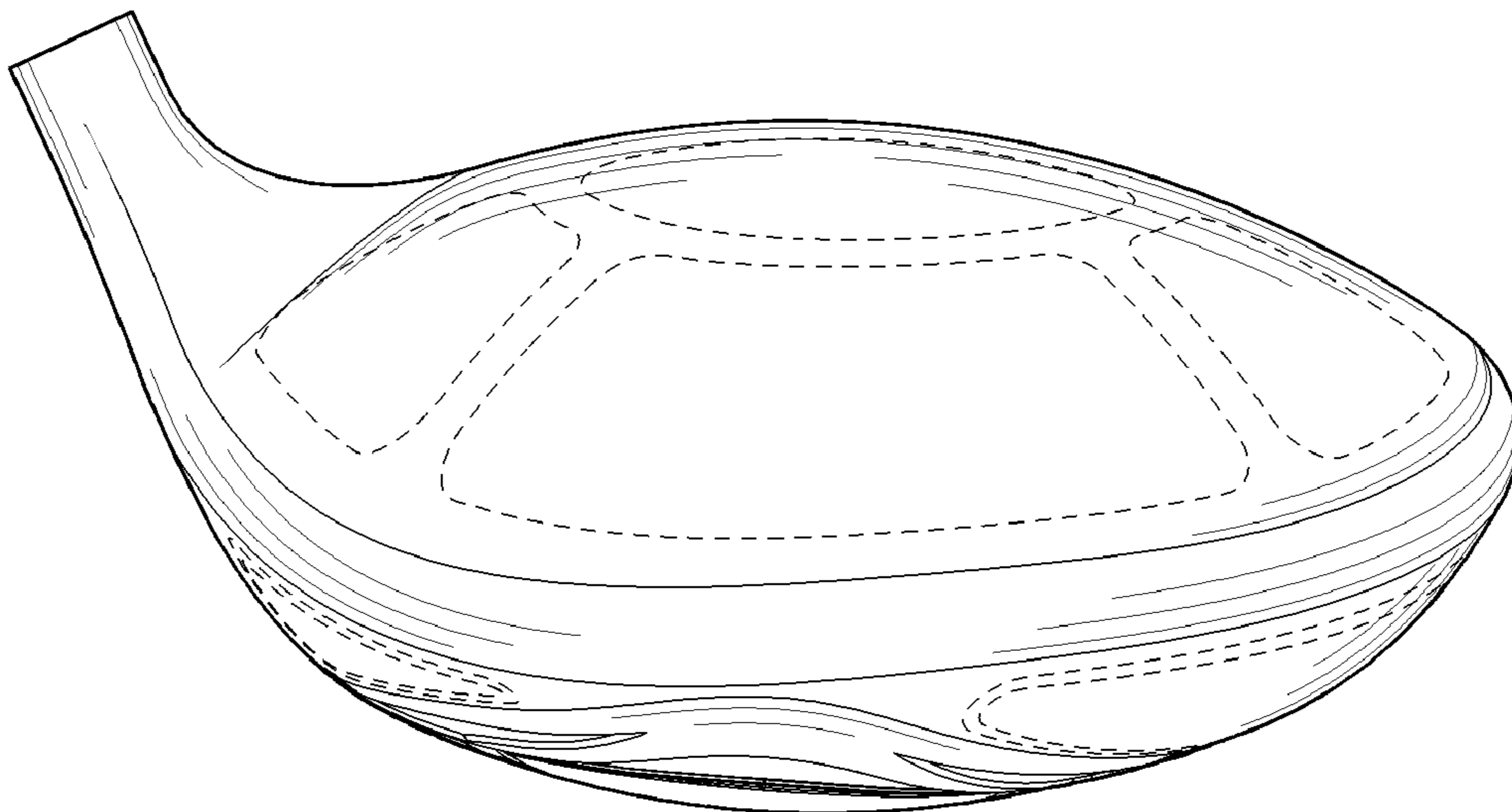


FIG. 3

FIG. 4



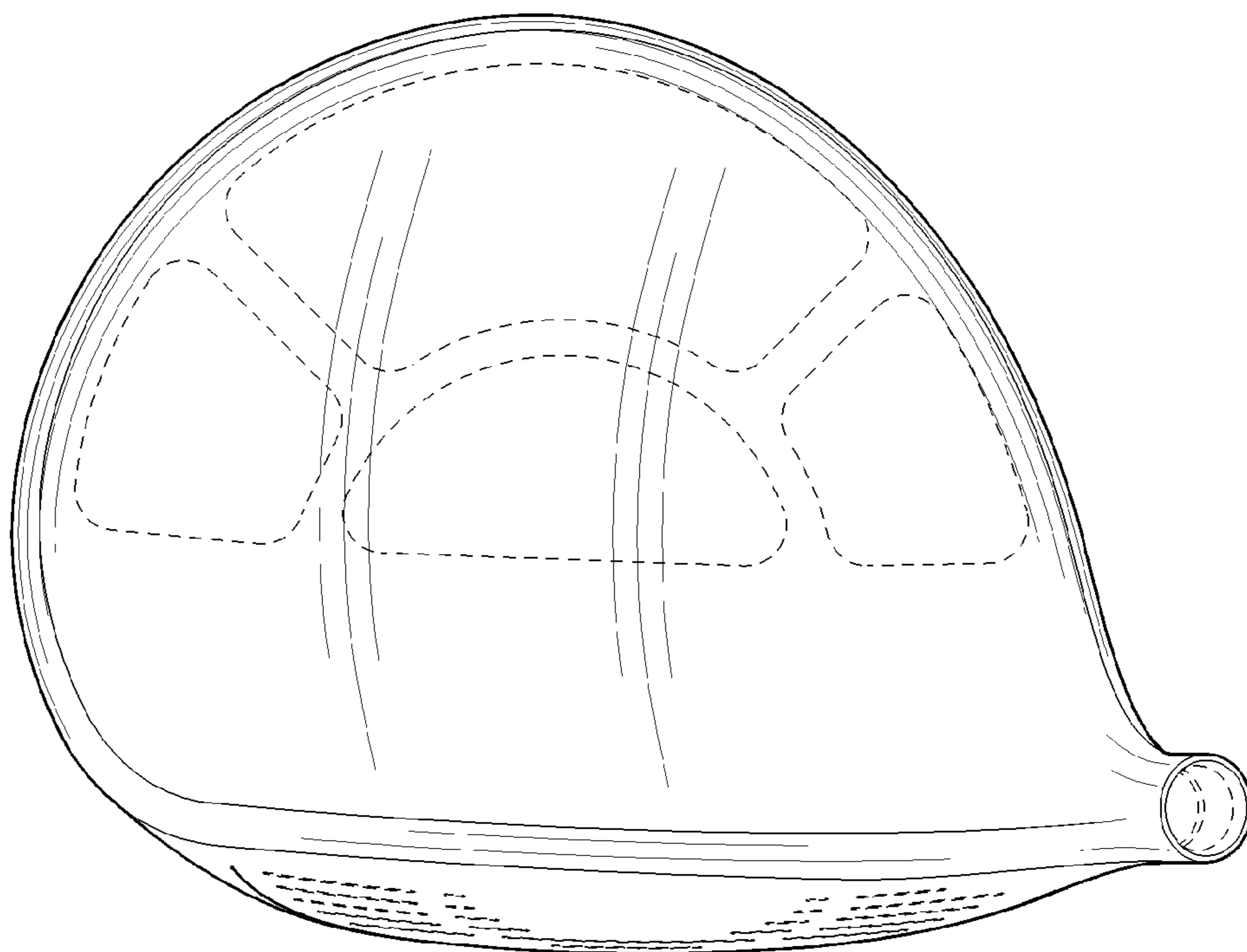
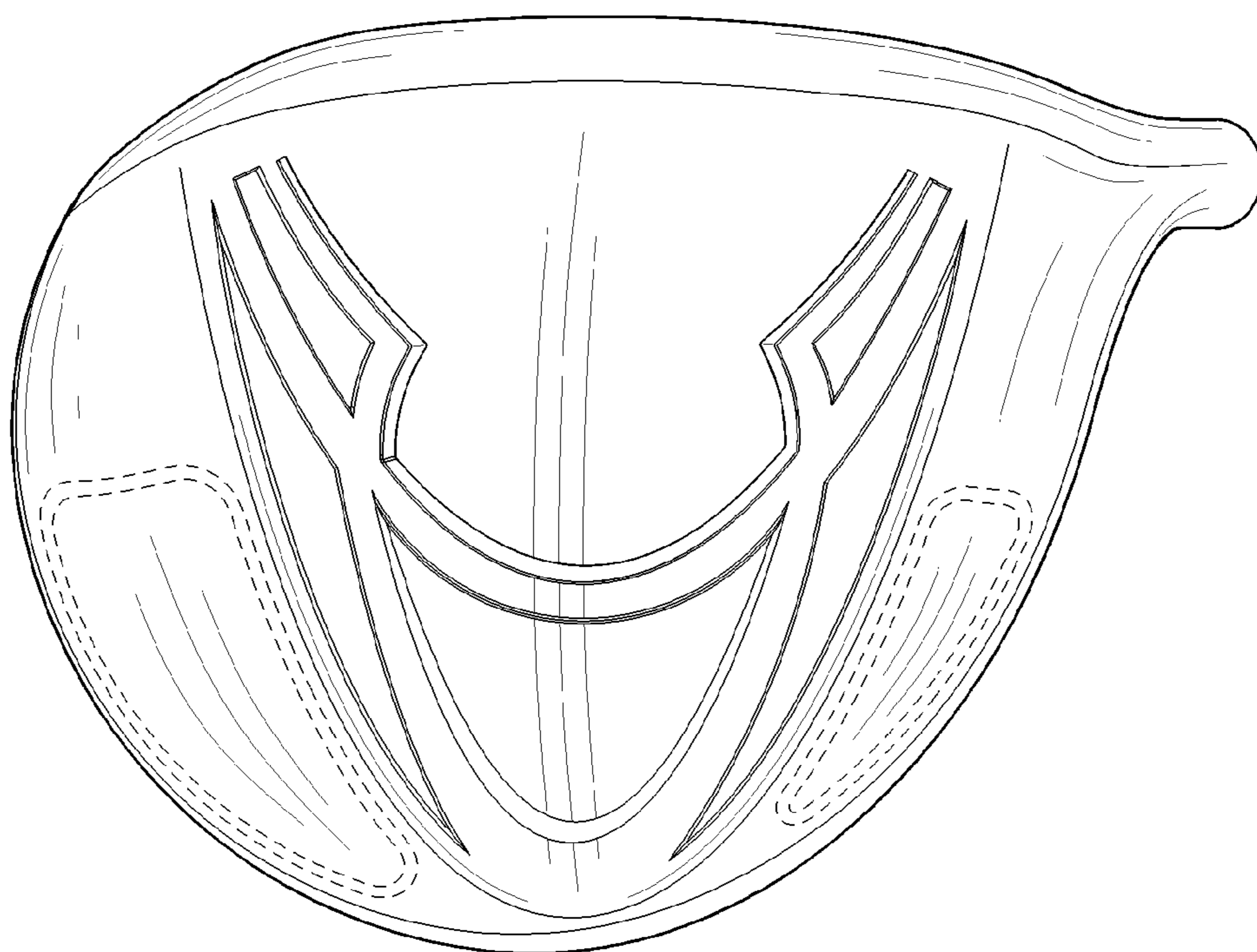


FIG. 5

FIG. 6



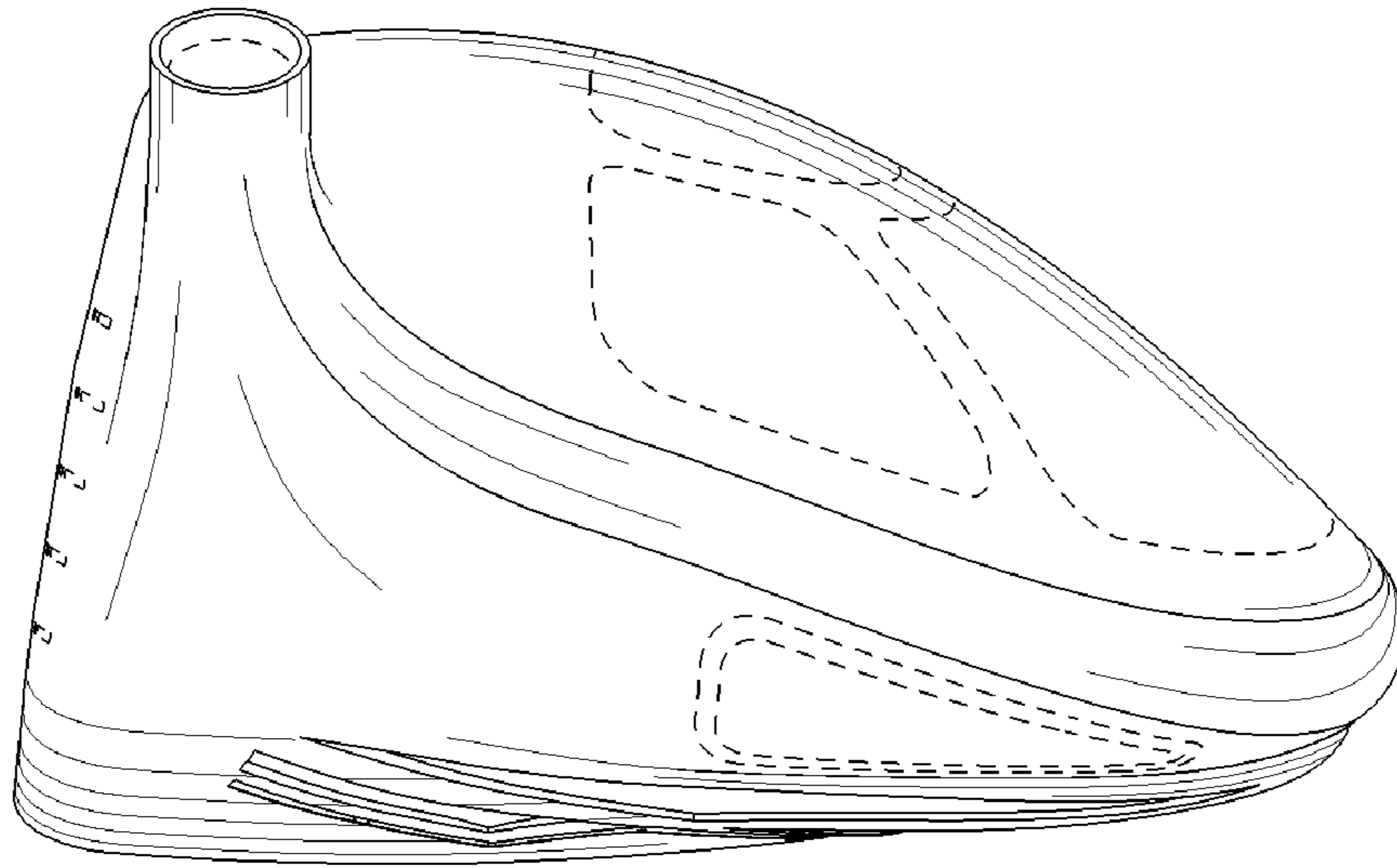


FIG. 7

FIG. 8

