



US00D583430S

(12) **United States Design Patent**
Belhaj et al.

(10) **Patent No.:** **US D583,430 S**

(45) **Date of Patent:** **** Dec. 23, 2008**

(54) **BILLIARD CUE**

(75) Inventors: **Karim Belhaj**, Jacksonville, FL (US);
John Minerich, Denver, CO (US);
Philippe Singer, Jacksonville, FL (US);
Paul Costain, Lakeland, FL (US)

(73) Assignee: **Clawson Custom Cues, Inc.**,
Jacksonville, FL (US)

(**) Term: **14 Years**

(21) Appl. No.: **29/288,729**

(22) Filed: **Jun. 21, 2007**

(51) **LOC (8) Cl.** **21-03**

(52) **U.S. Cl.** **D21/726**

(58) **Field of Classification Search** D21/726;
473/44-51

See application file for complete search history.

(56) **References Cited**

U.S. PATENT DOCUMENTS

1,693,037	A *	11/1928	Marley	473/49
2,072,484	A *	3/1937	Nyhagen	473/51
2,890,828	A	6/1959	Stark et al.		
5,016,877	A *	5/1991	Lowery	473/51
D361,111	S	8/1995	Janes		
D370,515	S *	6/1996	Wolff	D21/726
D370,955	S	6/1996	Fisher		
D371,819	S	7/1996	Brown		

D391,315	S *	2/1998	Golz	D21/726
D391,328	S *	2/1998	Golz	D21/726
D418,884	S	1/2000	Kurrek		
D437,372	S	2/2001	Chen		
6,616,540	B2 *	9/2003	Slacum	473/36
D489,104	S *	4/2004	Verona	D21/726
D537,133	S *	2/2007	Chan	D21/726
7,179,174	B2 *	2/2007	Chang	473/47
7,201,666	B1 *	4/2007	Chan	473/51

* cited by examiner

Primary Examiner—Mitchell I Siegel

(74) *Attorney, Agent, or Firm*—Hamilton, Brook, Smith & Reynolds, P.C.

(57) **CLAIM**

The ornamental design for a billiard cue, as shown and described.

DESCRIPTION

FIG. 1 is a right side view of a billiard cue design.

FIG. 2 is a top view thereof.

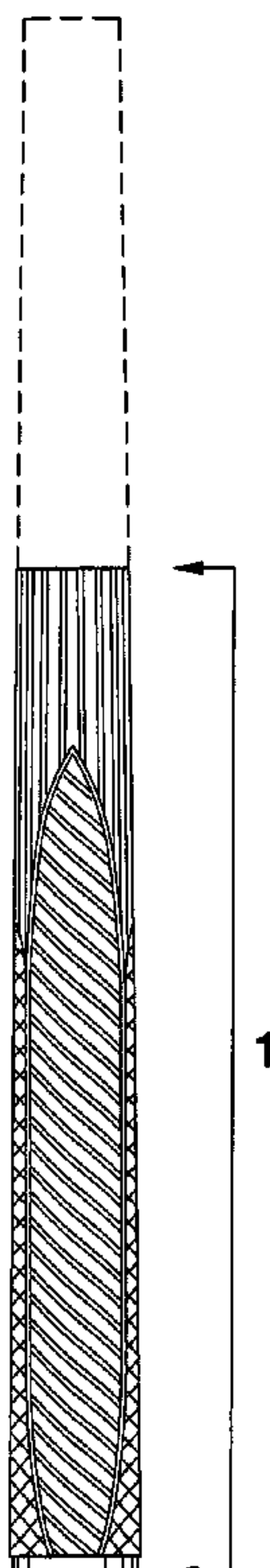
FIG. 3 is a left side view thereof.

FIG. 4 is a bottom view thereof.

FIG. 5 is a reduced top view thereof, the broken line showing of the forward portion of the billiard cue is for illustrative purposes only and forms no part of the claimed design; and,

FIG. 6 is a rear end view of FIG. 1.

1 Claim, 2 Drawing Sheets






FIG. 1




FIG. 2




FIG. 3




FIG. 4

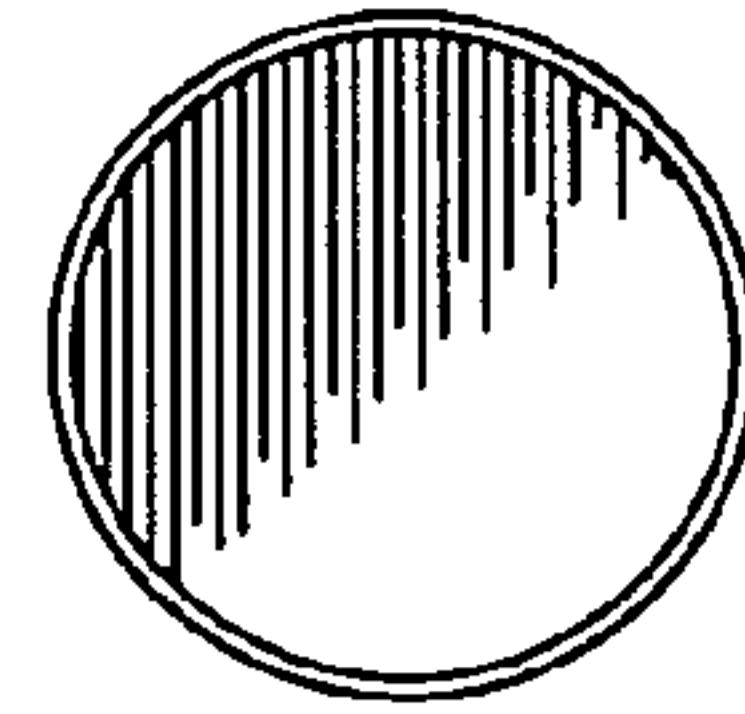
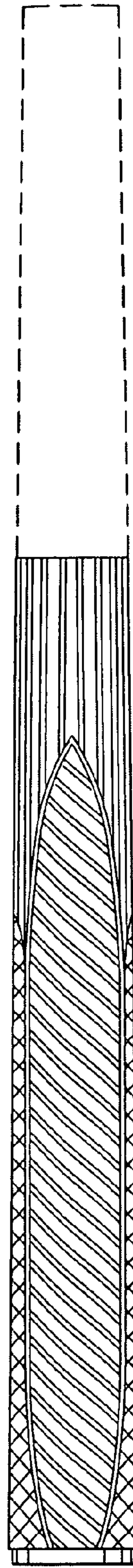


FIG. 6

FIG. 5



1