



US00D583428S

(12) **United States Design Patent**
Worth et al.

(10) **Patent No.:** **US D583,428 S**

(45) **Date of Patent:** **** *Dec. 23, 2008**

(54) **GOLF TEE**

(75) Inventors: **G. Travis Worth**, San Mateo, CA (US);
David M. Witkoski, Rochester, NY (US)

(73) Assignee: **Izzo Golf, Inc.**, Macedon, NY (US)

(*) Notice: This patent is subject to a terminal disclaimer.

(**) Term: **14 Years**

(21) Appl. No.: **29/289,196**

(22) Filed: **Jul. 11, 2007**

(51) **LOC (8) Cl.** **21-02**

(52) **U.S. Cl.** **D21/718**

(58) **Field of Classification Search** D21/715-721,
D21/789-796; 473/387-403
See application file for complete search history.

(56) **References Cited**

U.S. PATENT DOCUMENTS

1,638,527	A *	8/1927	Clausing	473/402
2,018,146	A *	10/1935	Penny	473/402
3,325,168	A *	6/1967	Fyanes	473/235
D210,837	S *	4/1968	Warner	D21/718
4,838,285	A *	6/1989	Petrone	131/259
D331,271	S *	11/1992	Blake	D21/718

D360,919	S *	8/1995	O'Hara	D21/718
D492,743	S *	7/2004	Boyarko	D21/717
2005/0148410	A1 *	7/2005	DeLisle et al.	473/387

FOREIGN PATENT DOCUMENTS

AU	307607	S *	6/2006
JP	01190375	A *	7/1989
JP	2005087388	A *	4/2005
KR	2002013609	A *	2/2002

* cited by examiner

Primary Examiner—Catherine Tuttle

(74) *Attorney, Agent, or Firm*—Neal L. Slifkin

(57) **CLAIM**

The ornamental design of a golf tee, as shown and described.

DESCRIPTION

FIG. 1 is a perspective view of a golf tee showing our design;
FIG. 2 is a front elevation view thereof;
FIG. 3 is a right side elevation view thereof;
FIG. 4 is a top plan view thereof;
FIG. 5 is a left side elevation view thereof;
FIG. 6 is a rear elevation view thereof; and,
FIG. 7 is a bottom plan view thereof.

1 Claim, 2 Drawing Sheets





FIGURE 1

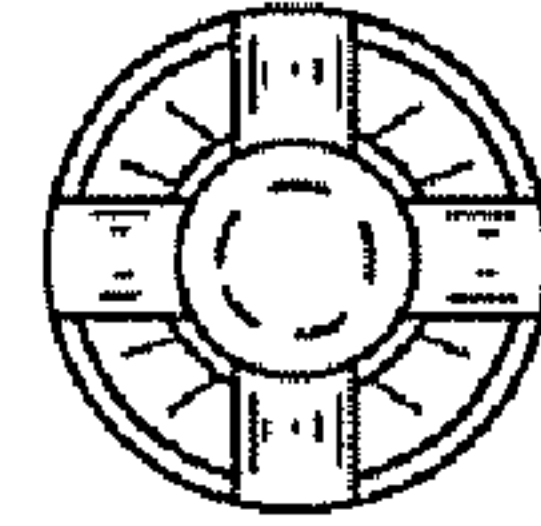


FIGURE 4




FIGURE 2

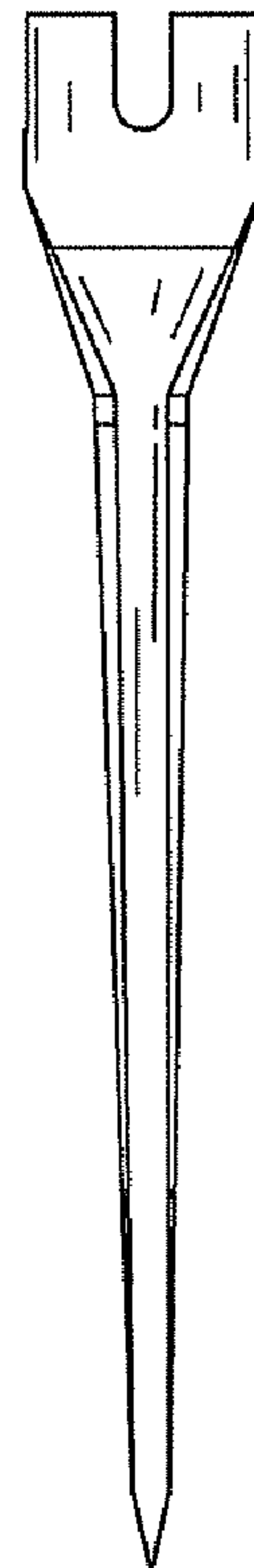


FIGURE 3



FIGURE 7

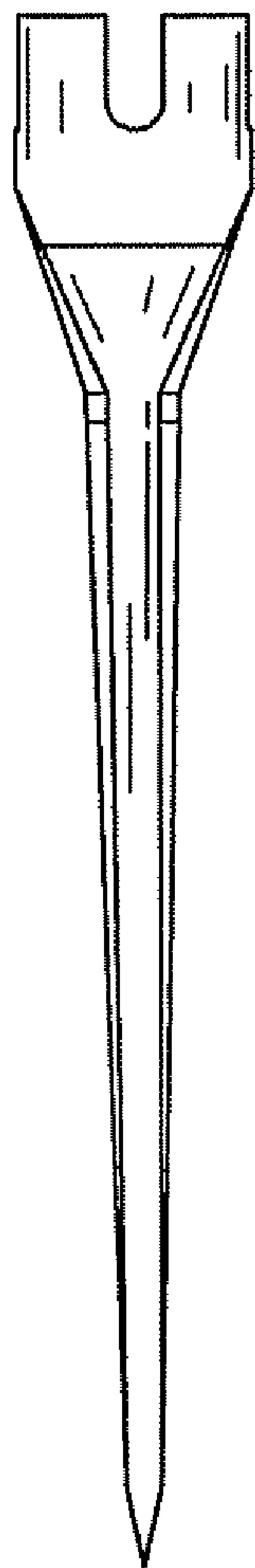


FIGURE 5




FIGURE 6