



US00D583417S

(12) **United States Design Patent**  
**Maier-Hunke**

(10) **Patent No.:** **US D583,417 S**

(45) **Date of Patent:** **\*\* Dec. 23, 2008**

(54) **CLIP**

(75) Inventor: **Horst-Werner Maier-Hunke**, Iserlohn (DE)

(73) Assignee: **“Durable” Hunke & Jochheim GmbH & Co., KG**, Iserlohn (DE)

(\*\*) Term: **14 Years**

(21) Appl. No.: **29/308,406**

(22) Filed: **Jun. 16, 2008**

**Related U.S. Application Data**

(62) Division of application No. 29/288,187, filed on Jun. 1, 2007.

(30) **Foreign Application Priority Data**

Dec. 4, 2006 (EM) ..... 00632278

(51) **LOC (8) Cl.** ..... **19-02**

(52) **U.S. Cl.** ..... **D19/65**

(58) **Field of Classification Search** ..... D8/394, D8/395; D19/26–34, 65, 99, 100; D20/43, D20/44; 24/67 R, 67.1, 67.3, 67.5, 67.7, 24/67.9, 67.11, DIG. 8, 563; 40/359, 360, 40/383, 641, 649–652, 662, 666, 638; 229/67.1–67.4; 281/3.1, 38, 42; 283/36–43, 900; 411/520, 411/522, 523

See application file for complete search history.

(56) **References Cited**

**U.S. PATENT DOCUMENTS**

273,301	A *	3/1883	Page et al.	24/67.9
305,665	A *	9/1884	Castles	30/123
470,824	A *	3/1892	Huwe	24/67.5
549,660	A *	11/1895	Rodden	24/67.3
950,440	A *	2/1910	Dannheiser	24/67.9
978,959	A *	12/1910	Thomas	361/120
1,058,871	A *	4/1913	Krumming	24/67.7
1,089,269	A *	3/1914	Rothenburg	24/67.11
1,783,678	A *	12/1930	Shaw	24/539
2,089,333	A *	8/1937	Bourdon	40/360
2,282,565	A *	5/1942	Crowley	24/67.3
2,566,837	A *	9/1951	Huelsmeyer	40/658
3,099,269	A *	7/1963	Sorensen	24/67.11

D205,923	S *	10/1966	McCormick	D20/43
D205,989	S *	10/1966	McCormick	D20/43
D206,786	S *	1/1967	McCormick	D20/43
D225,906	S *	1/1973	Cline	D19/65
D242,431	S *	11/1976	Carroll	D20/43
4,137,658	A *	2/1979	Wos	40/641
D276,825	S *	12/1984	Eason	D20/43
4,563,796	A *	1/1986	Kettlestrings	24/563
4,883,397	A *	11/1989	Dubost	411/174
4,904,104	A *	2/1990	Gloeckle	402/80 R
4,905,393	A *	3/1990	Laurie	40/641
5,226,676	A *	7/1993	Su	281/45
5,285,952	A *	2/1994	Ho	229/67.4
D354,986	S *	1/1995	Chu	D19/65
5,555,606	A *	9/1996	Chu	24/67.9
5,621,950	A *	4/1997	White	24/67.5
D381,369	S *	7/1997	Sabadina	D20/43
D384,106	S *	9/1997	Shinya	D19/65
5,765,873	A *	6/1998	Chen	281/45
5,884,836	A *	3/1999	Hatano et al.	229/67.4
5,937,485	A *	8/1999	Dittmer	24/67 R
6,449,886	B1 *	9/2002	Gray	40/124.01
6,725,508	B1 *	4/2004	Noda et al.	24/545
6,854,946	B2 *	2/2005	Bauer	411/523
6,986,455	B2 *	1/2006	Su	229/67.1
7,125,050	B2 *	10/2006	Yamamoto et al.	283/36

\* cited by examiner

*Primary Examiner*—Elizabeth A Albert

(74) *Attorney, Agent, or Firm*—Mark P. Stone

(57) **CLAIM**

The ornamental design for a clip, as shown and described.

**DESCRIPTION**

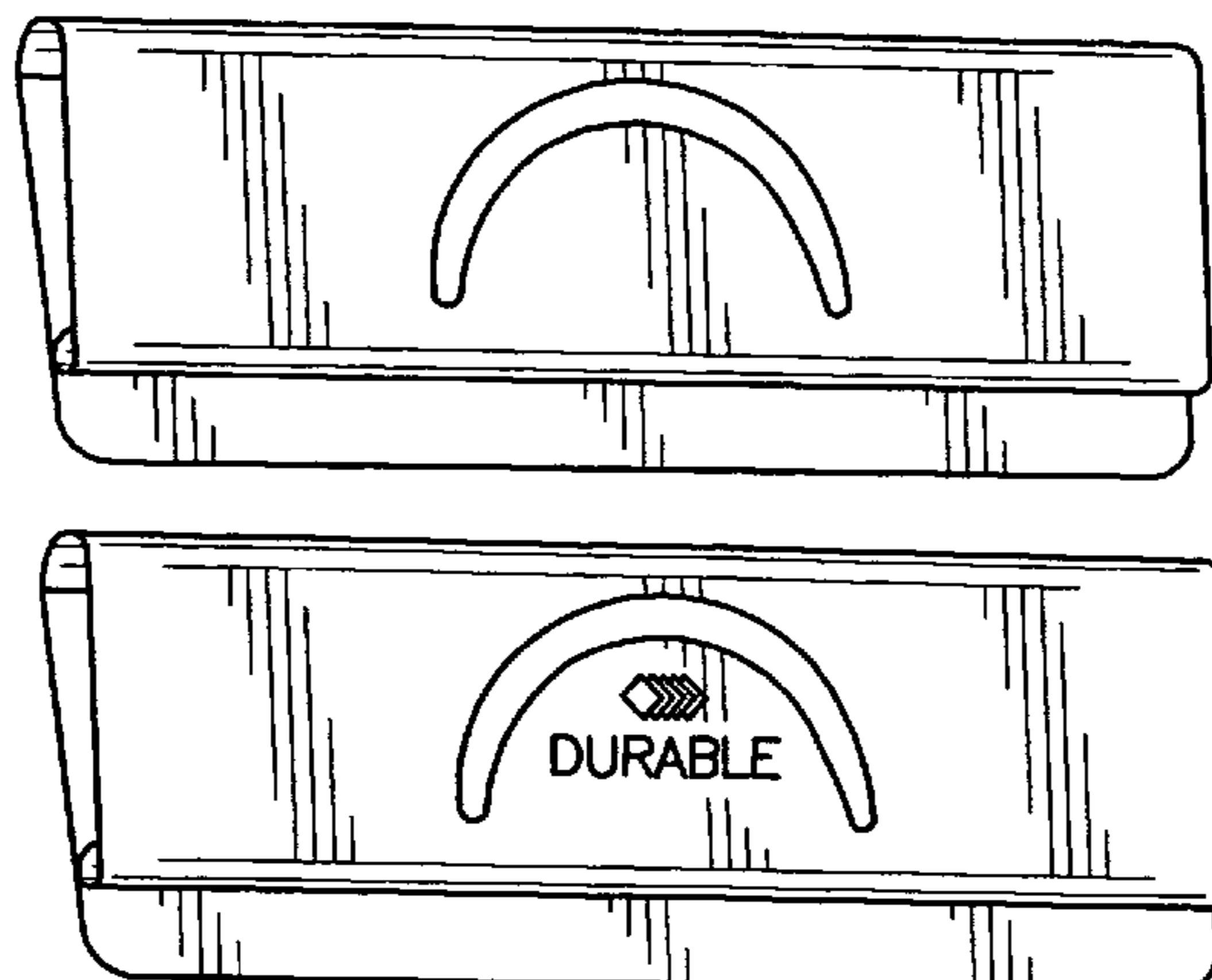
FIG. 1 is a front elevational view in perspective of a first embodiment of a clip showing my new design;

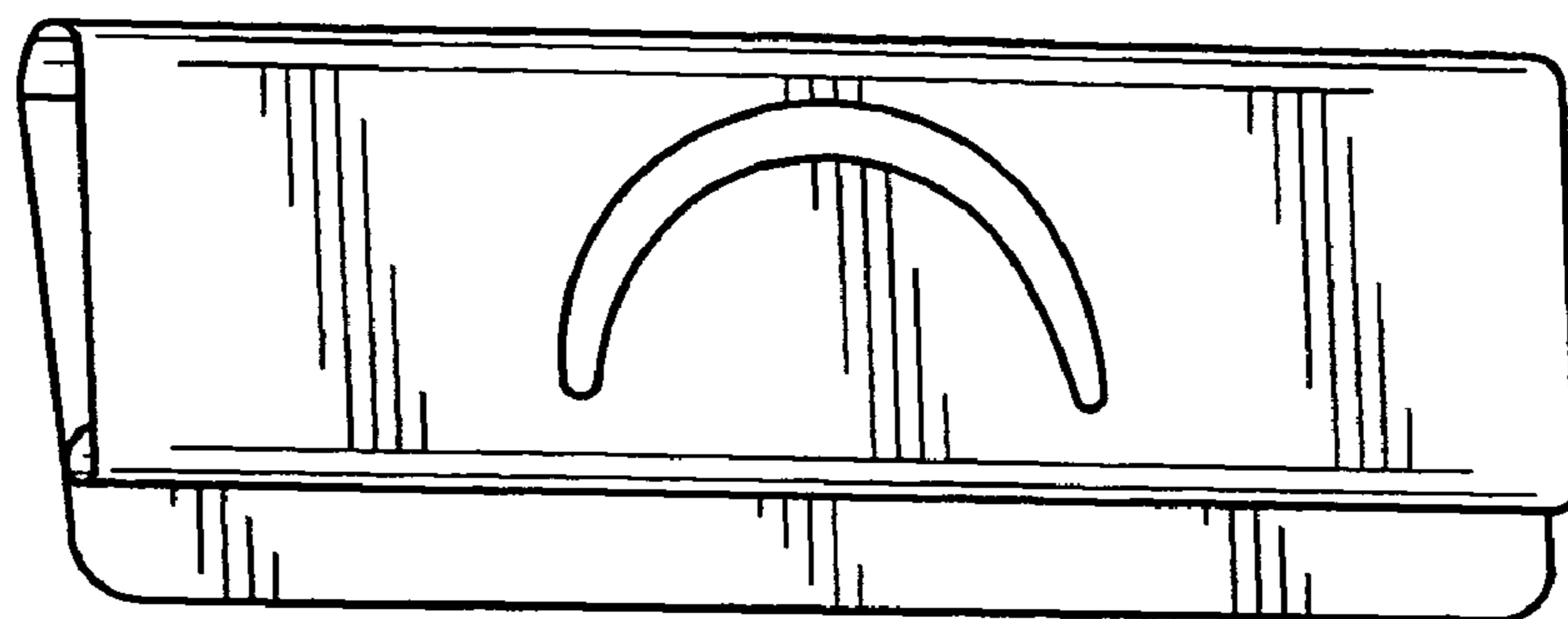
FIG. 2 is a rear elevational view in perspective of the design illustrated by FIG. 1;

FIG. 3 is a front elevational view in perspective of a second embodiment of a clip showing my new design; and,

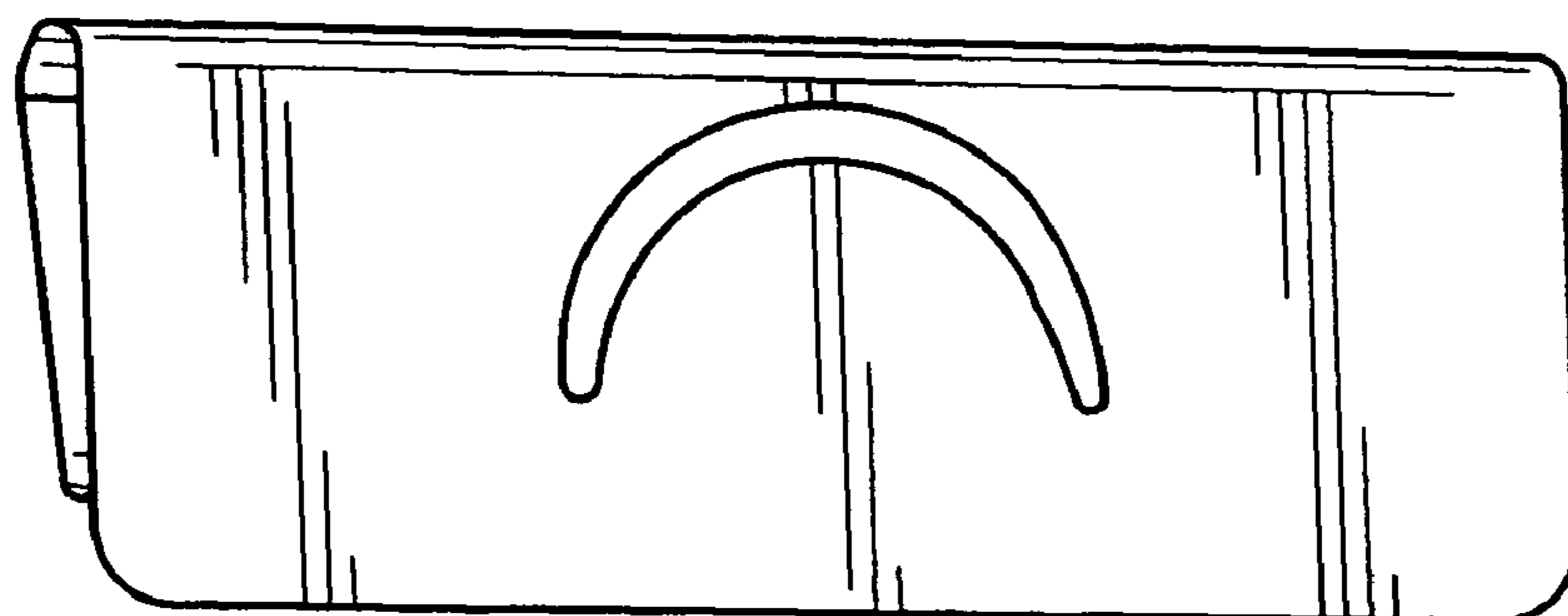
FIG. 4 is a rear elevational view in perspective of the design illustrated by FIG. 3.

**1 Claim, 2 Drawing Sheets**

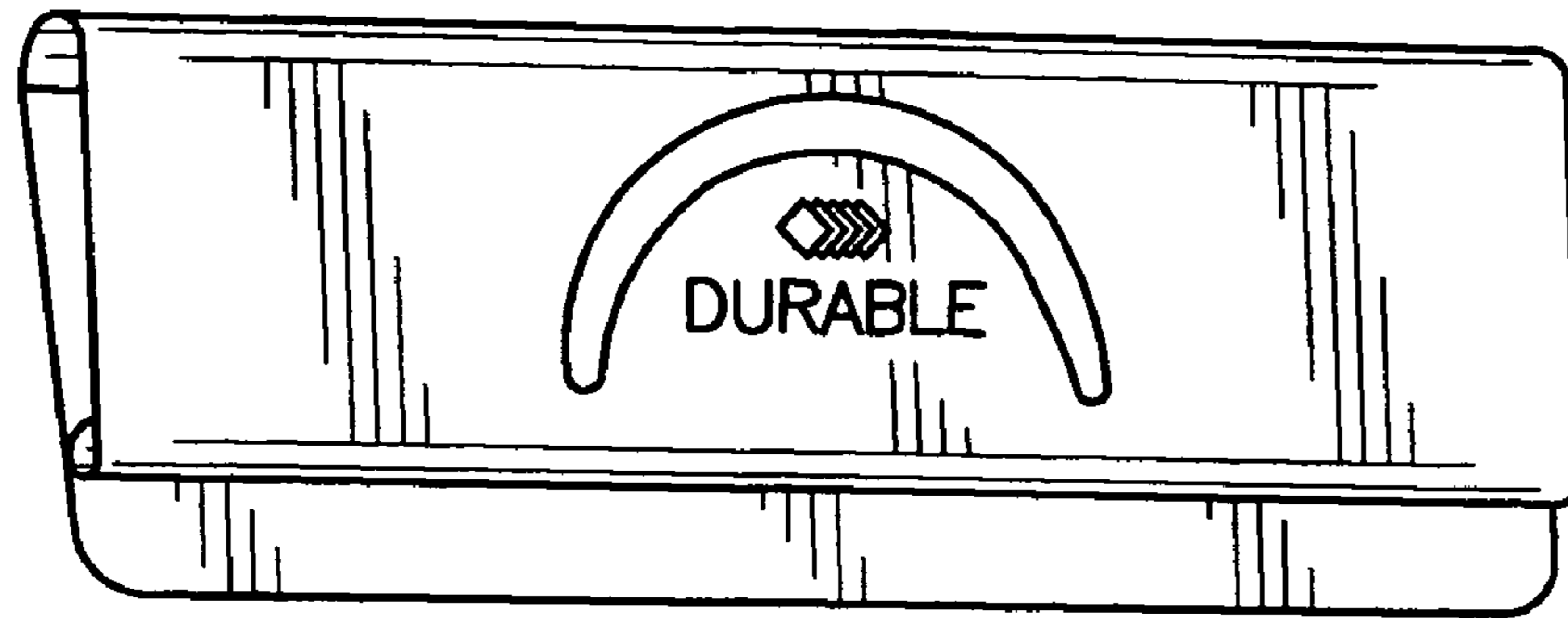




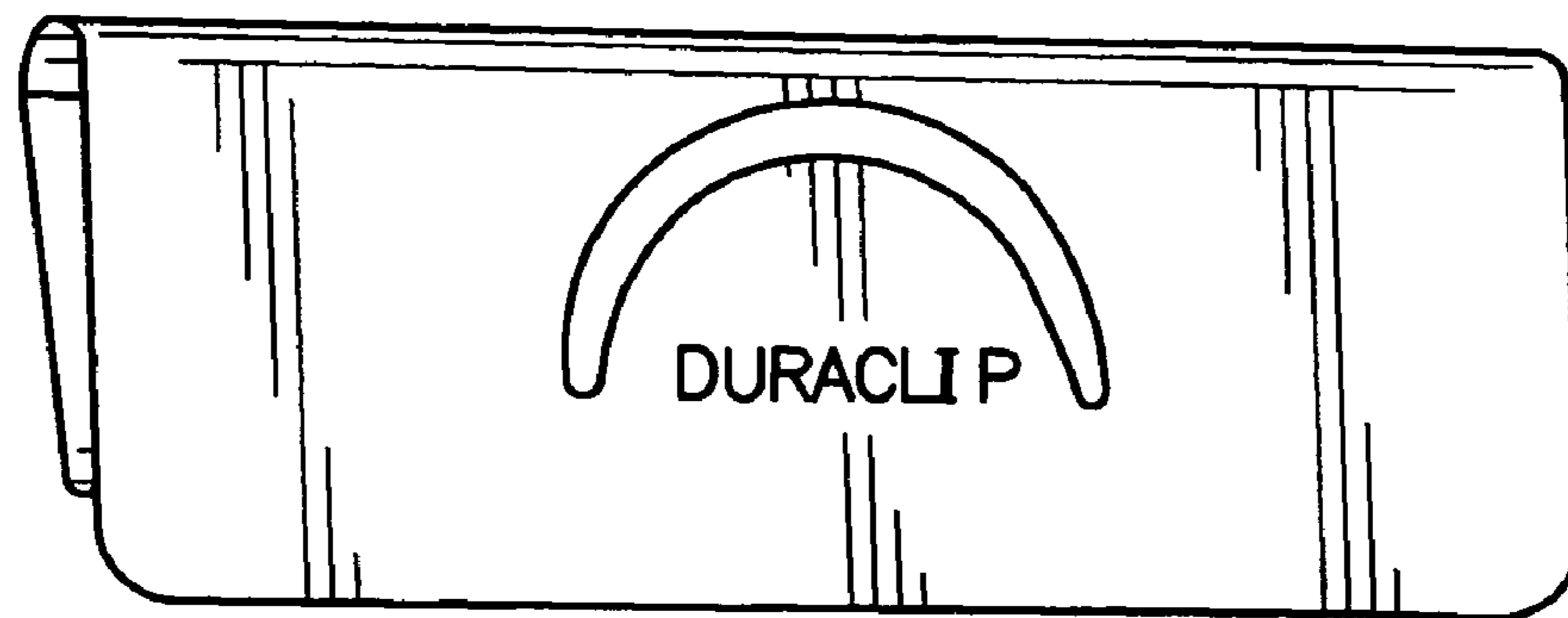
**FIG. 1**



**FIG. 2**



**FIG. 3**



**FIG. 4**