



US00D583411S

(12) **United States Design Patent**
Zhao

(10) **Patent No.:** **US D583,411 S**
(45) **Date of Patent:** **** Dec. 23, 2008**

- (54) **PEN**
- (75) Inventor: **Feng Zhao**, Ningbo (CN)
- (73) Assignee: **Beifa Group Co., Ltd.**, Ningbo (CN)
- (**) Term: **14 Years**
- (21) Appl. No.: **29/296,683**
- (22) Filed: **Oct. 25, 2007**

- (30) **Foreign Application Priority Data**
Apr. 27, 2007 (CN) 2007 3 0146768
- (51) **LOC (8) Cl.** **19-02**
- (52) **U.S. Cl.** **D19/44**
- (58) **Field of Classification Search** D19/35,
D19/36, 41, 42, 43, 44, 45, 46, 47, 48, 49,
D19/50, 51, 54, 55, 56, 57; 24/11 F, 11 P,
24/11 R; 401/52, 99, 100, 104, 105, 106,
401/107, 108, 109, 192, 195, 196, 202, 209,
401/213, 243, 244, 245, 246, 247; 708/107
See application file for complete search history.

- (56) **References Cited**
U.S. PATENT DOCUMENTS
1,506,207 A * 8/1924 Wahl 24/10 R
4,128,889 A * 12/1978 Ojima et al. 708/107
D332,637 S * 1/1993 Hesse D19/48
D353,397 S * 12/1994 Banik D19/66
D388,825 S 1/1998 Kouda
D418,163 S 12/1999 Rosen
D433,447 S 11/2000 Rosenbaum
D433,704 S 11/2000 Kouda
D435,065 S * 12/2000 Nagel D19/50
6,273,627 B1 * 8/2001 Mittersinker et al. 401/117
D448,047 S 9/2001 Lewis, Jr.
D449,857 S 10/2001 Rosenbaum
6,435,749 B1 * 8/2002 Lecce 401/131
6,471,433 B1 * 10/2002 Lee 401/195
D474,239 S 5/2003 Rosenbaum
D475,088 S 5/2003 Cetera
D495,001 S 8/2004 Anand
D498,260 S 11/2004 Burden

- D500,337 S 12/2004 Tsuchida
- D501,882 S * 2/2005 Hamilton et al. D19/51
- D507,811 S * 7/2005 Shibata et al. D19/49
- D508,083 S * 8/2005 Cetera D19/51
- D534,587 S * 1/2007 Hageman et al. D19/57
- D559,318 S 1/2008 Qiu
- D562,397 S 2/2008 Qiu
- D562,398 S 2/2008 Qiu
- 2007/0041778 A1 2/2007 Hageman

FOREIGN PATENT DOCUMENTS

- EM 000250220-0009 * 2/2005
- EM 000628193-0002 * 1/2007

OTHER PUBLICATIONS

- Zhao, F., and J. Tan, "Pen," U.S. Appl. No. 29/284,678, filed Sep. 13, 2007.
- Qiu, Z., and D. Wei, "Pen," U.S. Appl. No. 29/278,142, filed Mar. 20, 2007.
- * cited by examiner

Primary Examiner—Elizabeth A Albert
Assistant Examiner—Karen E Eldridge Powers
 (74) *Attorney, Agent, or Firm*—Christensen O'Connor Johnson Kindness PLLC

(57) **CLAIM**

The ornamental design for a pen, as shown and described.

DESCRIPTION

FIG. 1 is a lower front right perspective view of a pen showing my new design;
 FIG. 2 is an upper front right perspective view thereof;
 FIG. 3 is a right elevation view thereof;
 FIG. 4 is a front elevation view thereof;
 FIG. 5 is a bottom plan view thereof;
 FIG. 6 is a left elevation view thereof;
 FIG. 7 is a rear elevation view thereof; and,
 FIG. 8 is a top plan view thereof.
 The stippling shown in the drawings represents a texture on the surface of the pen.

1 Claim, 3 Drawing Sheets

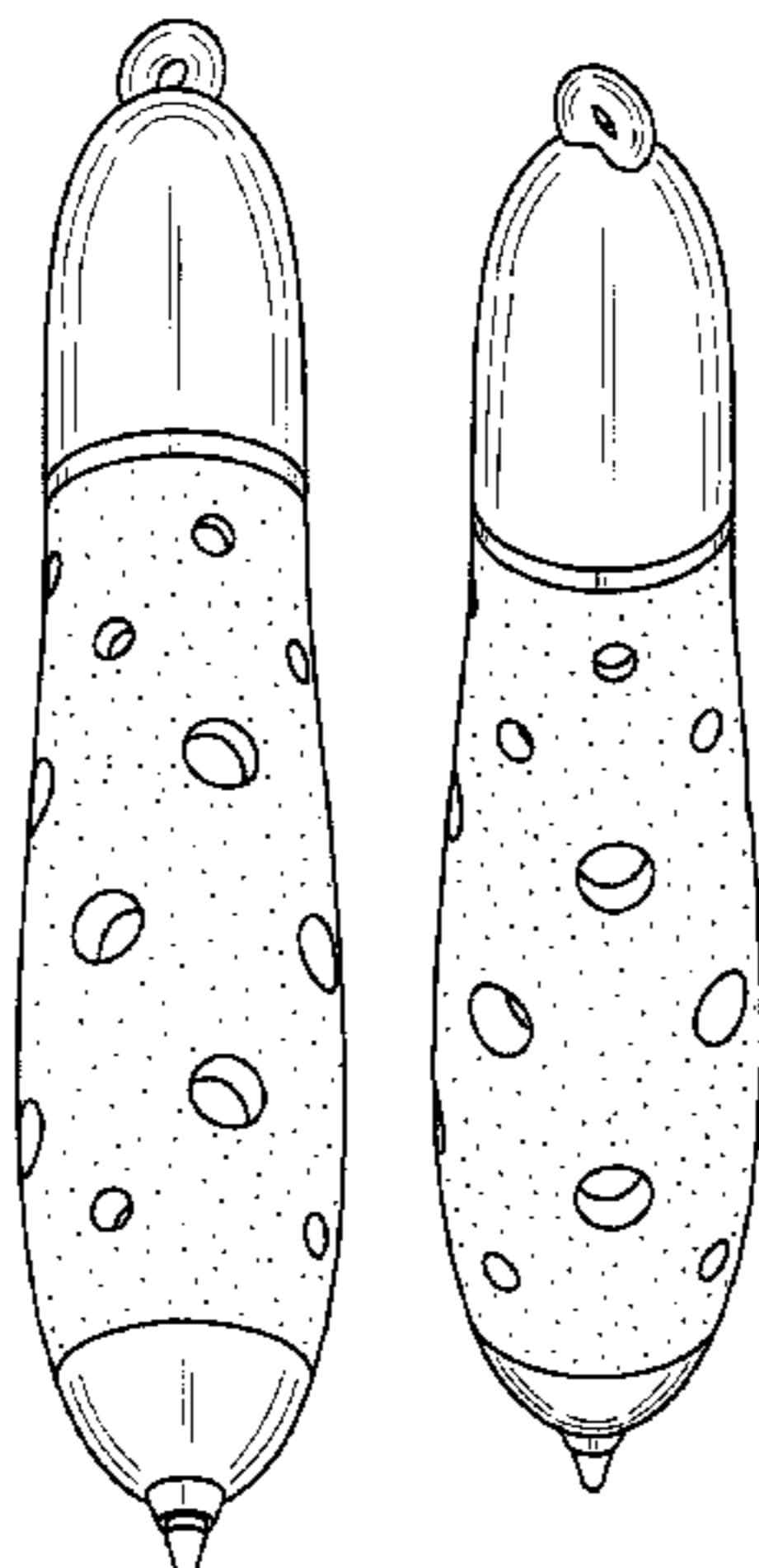


Fig. 1.

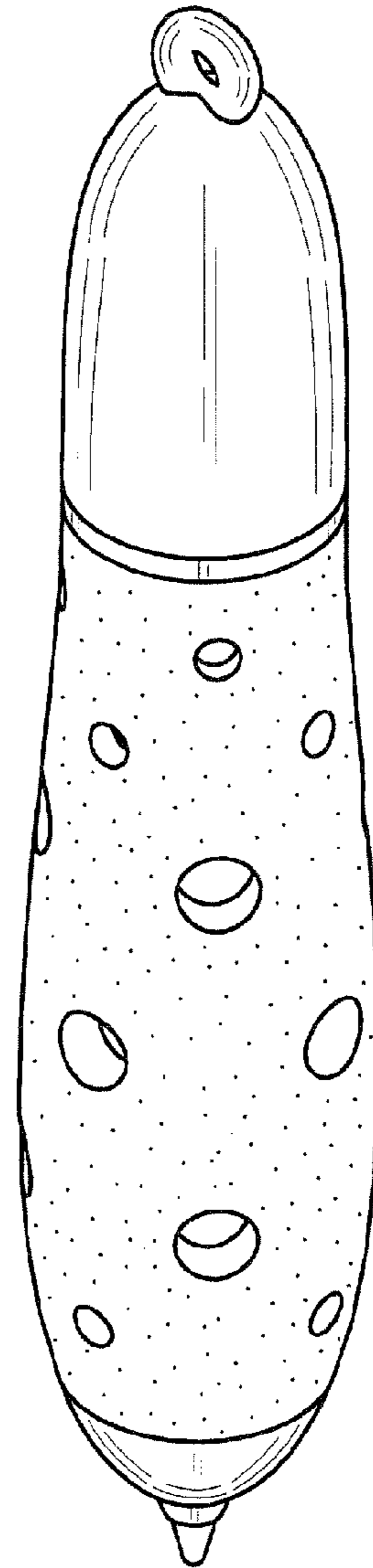
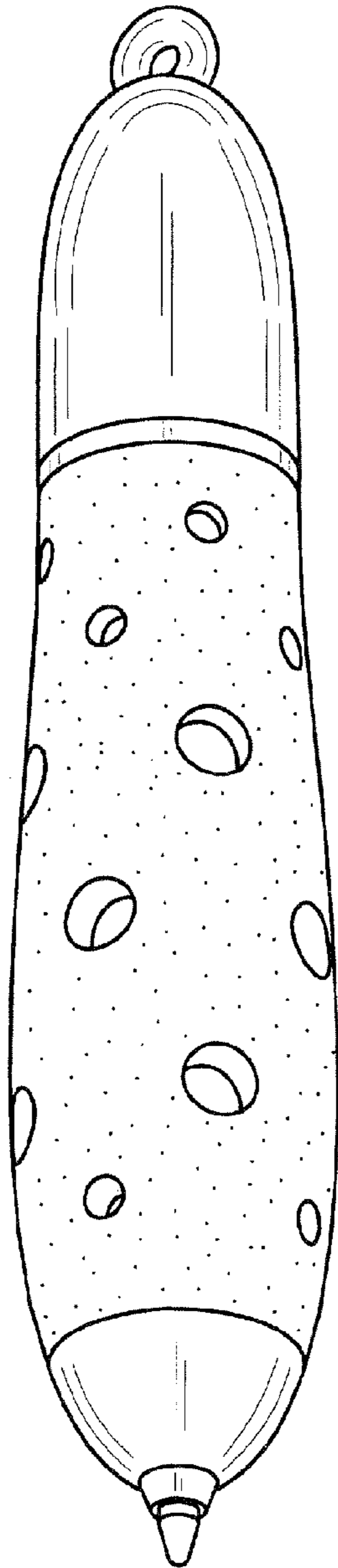


Fig. 2.

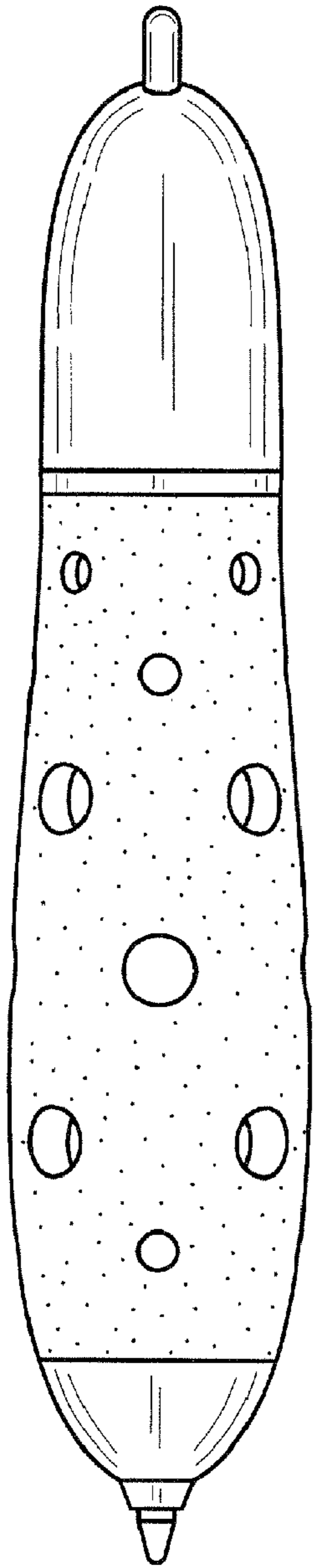


Fig. 3.

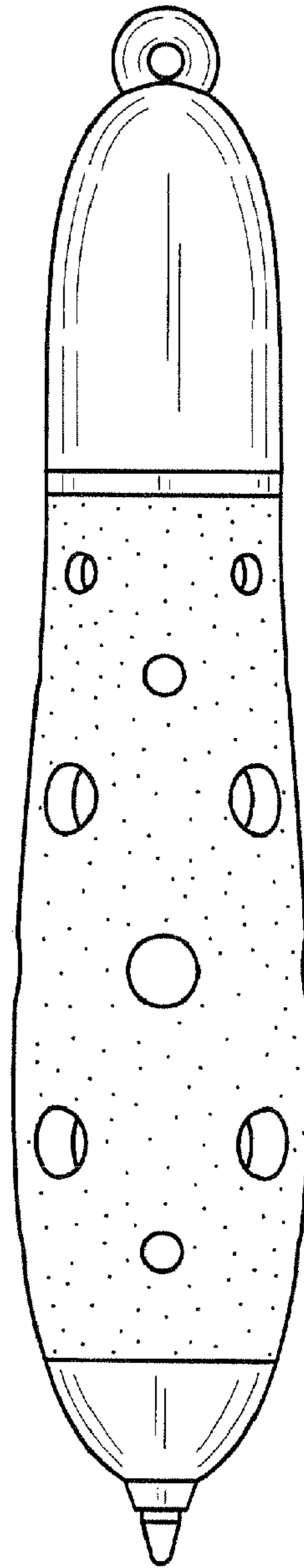


Fig. 4.

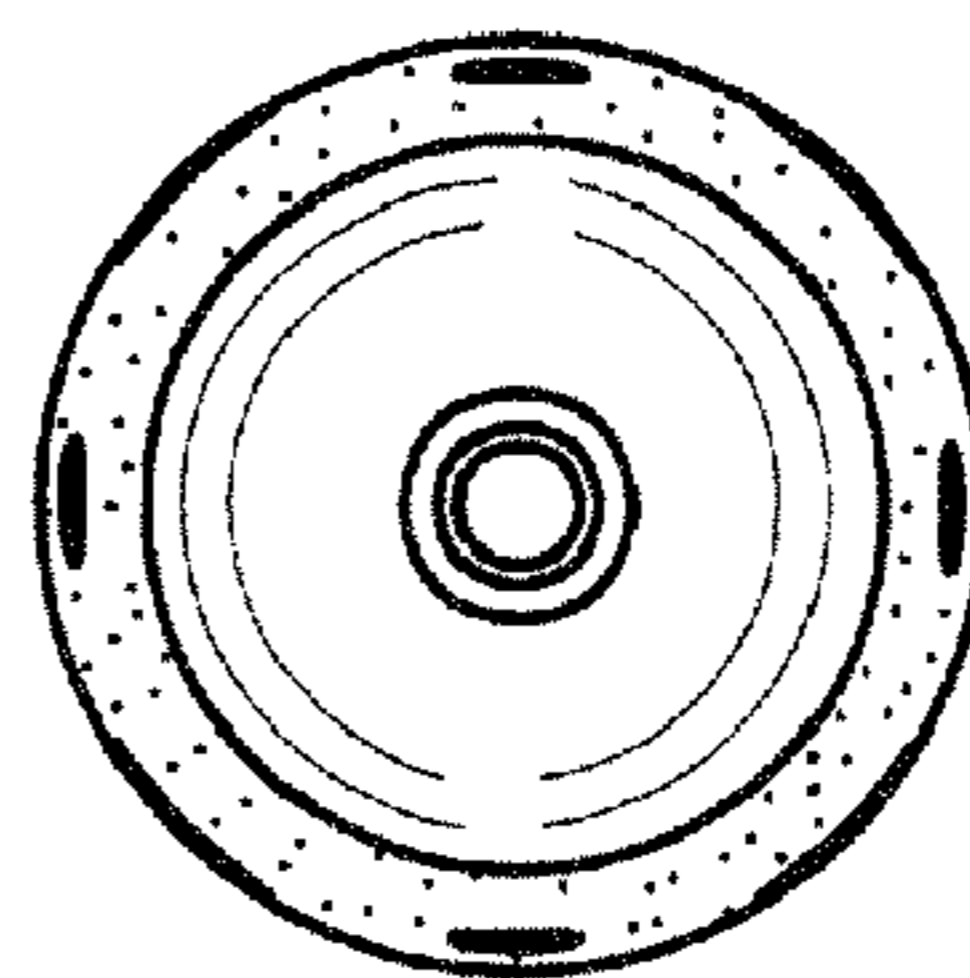


Fig. 5.

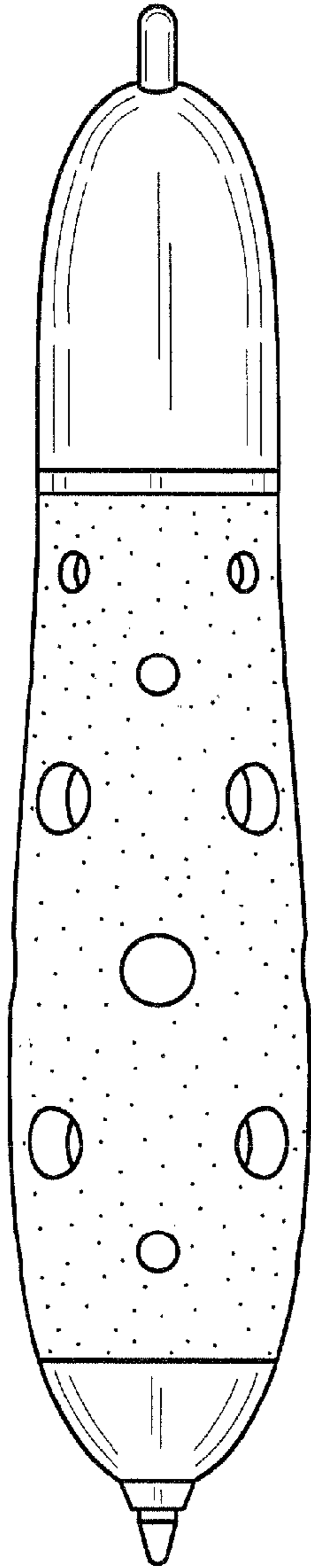


Fig. 6.

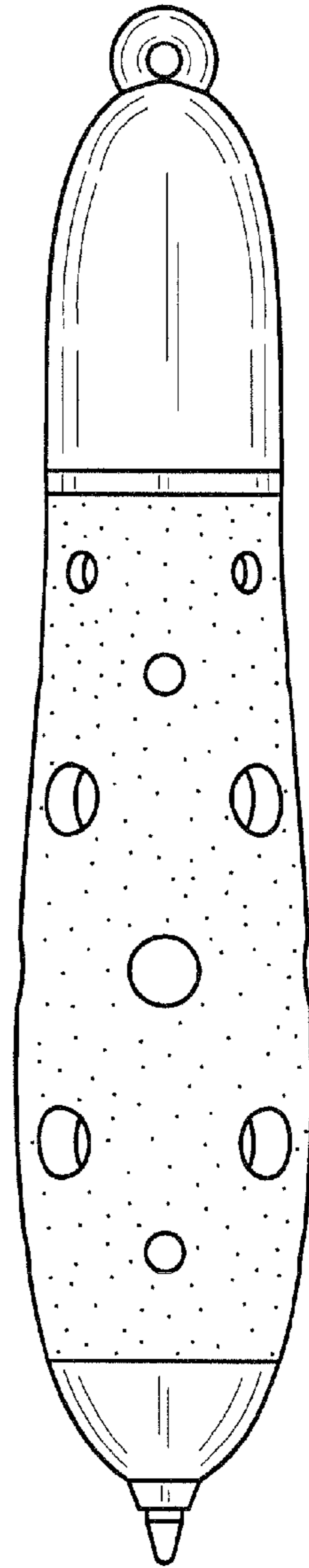


Fig. 7.

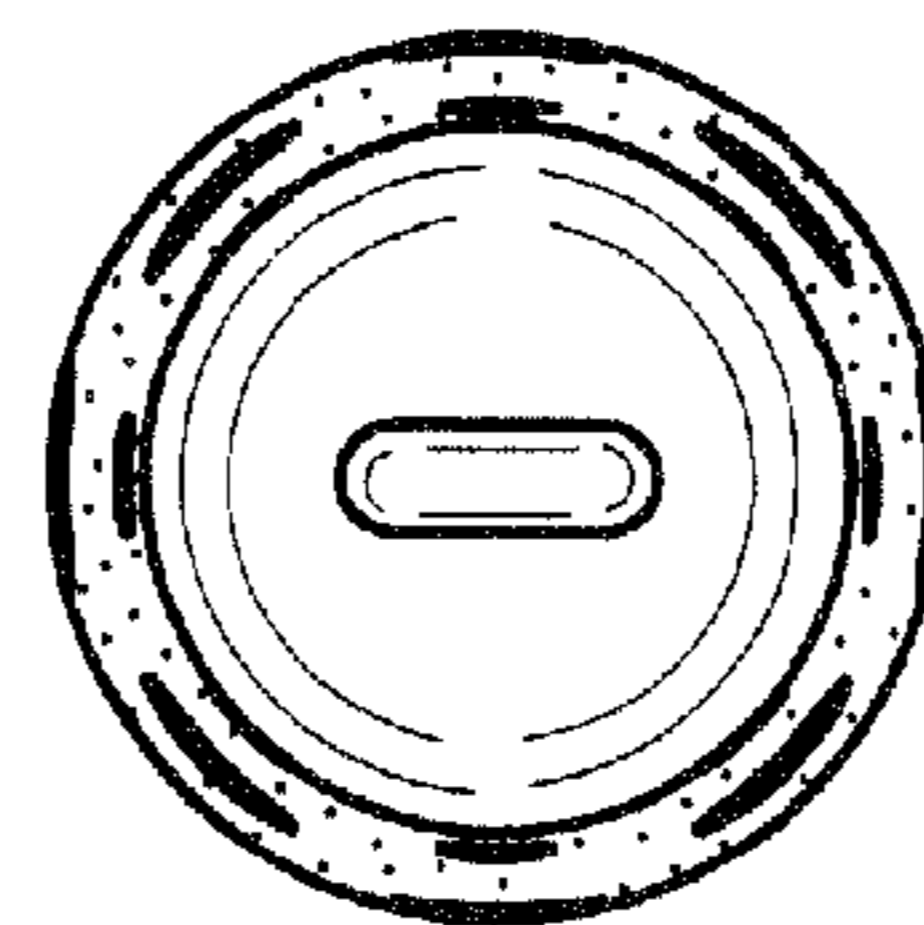


Fig. 8.