



US00D583410S

(12) **United States Design Patent**
Leung

(10) **Patent No.:** **US D583,410 S**

(45) **Date of Patent:** **** Dec. 23, 2008**

(54) **PEN WITH LOTS DRAWING DEVICE**

(75) Inventor: **Yun Sang Leung**, Kowloon (HK)

(73) Assignee: **Sane (Asia Pacific) Ltd.**, Kowloon (HK)

(**) Term: **14 Years**

(21) Appl. No.: **29/275,225**

(22) Filed: **Dec. 18, 2006**

(51) **LOC (8) Cl.** **19-06**

(52) **U.S. Cl.** **D19/36**

(58) **Field of Classification Search** D19/35,
D19/36, 41-51, 53-57; 24/11 R, 11 F, 11 P;
401/52, 99, 100, 104, 105, 106, 107, 108,
401/109, 192, 195, 196
See application file for complete search history.

(56) **References Cited**

U.S. PATENT DOCUMENTS

D108,719	S	*	3/1938	Morgan	D21/700
2,467,608	A	*	4/1949	Bischof	401/52
2,741,226	A	*	4/1956	Dietrich et al.	401/112
3,424,537	A	*	1/1969	Henriksen	401/142
4,135,274	A	*	1/1979	Freeman	15/244.1
D368,738	S	*	4/1996	Osada et al.	D19/51
D369,183	S	*	4/1996	Yoshida	D19/49
D395,447	S	*	6/1998	Izushima	D19/49

5,911,533	A	*	6/1999	Fassler et al.	401/195
D421,053	S	*	2/2000	Izushima	D19/51
D467,279	S	*	12/2002	Pellissa Beneyto	D19/43
D488,509	S	*	4/2004	Pellissa Beneyto	D19/51
D539,844	S	*	4/2007	Kiple et al.	D19/43
7,287,925	B2	*	10/2007	Barker	401/195

* cited by examiner

Primary Examiner—Elizabeth A Albert

(74) *Attorney, Agent, or Firm*—Weiner & Burt, P.C.; Irving M. Weiner; Pamela S. Burt

(57) **CLAIM**

The ornamental design for a “pen with lots drawing device”, as shown and described.

DESCRIPTION

FIG. 1 is a front elevational view of a pen with lots drawing device showing my new Design;

FIG. 2 is a rear elevational view thereof;

FIG. 3 is a left side elevational view thereof, which is a mirror image of the right side elevational view thereof;

FIG. 4 is a front elevational view thereof, shown with the pen in use when a lot is drawn;

FIG. 5 is a top view thereof; and,

FIG. 6 is a bottom view thereof.

1 Claim, 5 Drawing Sheets

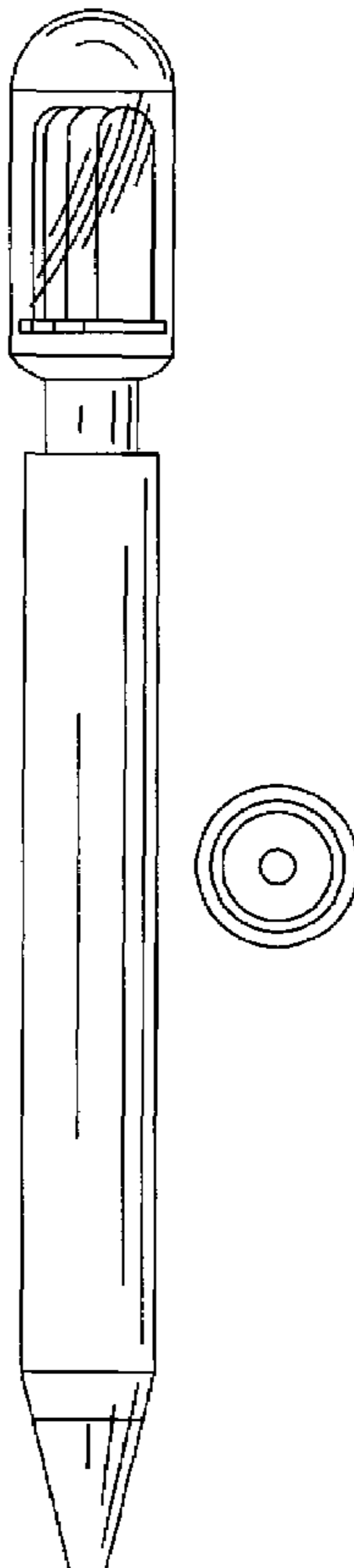



FIG 1



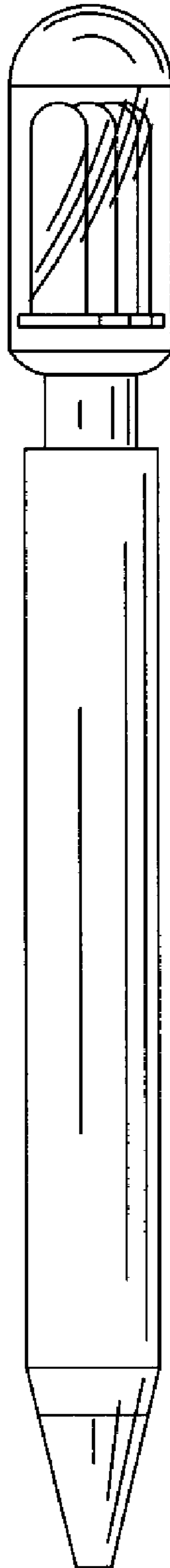


FIG 2

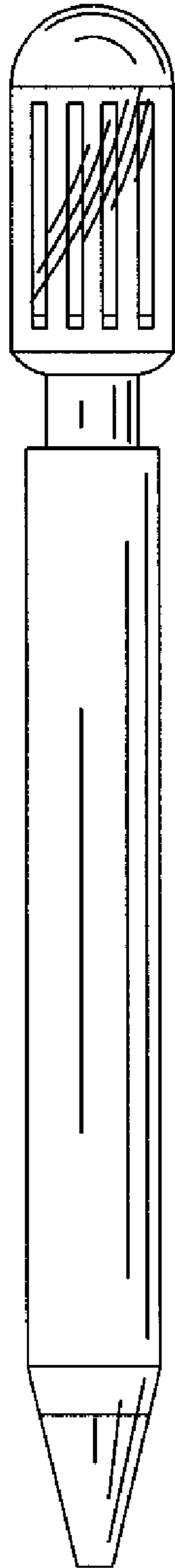


FIG 3

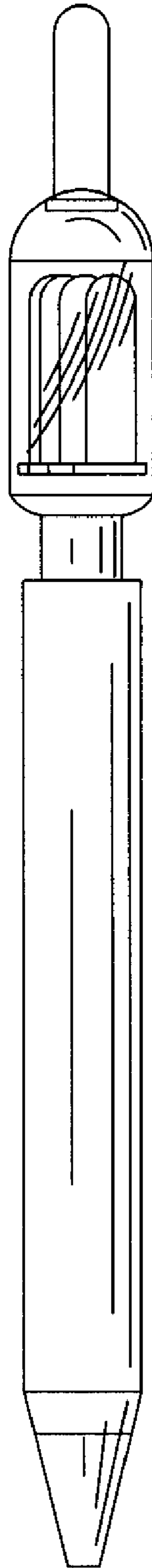


FIG 4

