



US00D583393S

(12) **United States Design Patent**
Chan

(10) **Patent No.:** **US D583,393 S**
(45) **Date of Patent:** **** Dec. 23, 2008**

(54) **BADGE MAKER**

(75) Inventor: **Man Tai “Teddy” Chan**, Kennedy Town (HK)

(73) Assignee: **Hang Lee Industrial Limited**, Kennedy Town (HK)

(**) Term: **14 Years**

(21) Appl. No.: **29/275,596**

(22) Filed: **Dec. 29, 2006**

(51) **LOC (8) Cl.** **15-09**

(52) **U.S. Cl.** **D15/128; D15/136**

(58) **Field of Classification Search** D15/122, D15/123, 127, 128, 135, 136, 138, 145, 146, D15/199; 24/91; 29/4, 243, 251, 267, 529, 29/566.1, 707, 708; 79/1, 4, 5; 83/685; 100/54, 100/229 R

See application file for complete search history.

(56) **References Cited**

U.S. PATENT DOCUMENTS

D143,712 S *	2/1946	Conner	D15/123
D180,020 S *	4/1957	Hemmeter	D10/82
D218,484 S *	8/1970	Kuhns	D15/146
D218,784 S *	9/1970	Finke	D15/146
4,532,684 A *	8/1985	Roebuck	29/4
4,835,843 A *	6/1989	Wendt et al.	29/708
D428,901 S *	8/2000	Taylor et al.	D15/135

D454,894 S *	3/2002	Chou	D15/146
D556,799 S *	12/2007	Wang	D15/199
2004/0231474 A1 *	11/2004	Bier et al.	83/13
2005/0155218 A1 *	7/2005	Kaneko et al.	29/708

* cited by examiner

Primary Examiner—Sandra Snapp

Assistant Examiner—Patricia Palasik

(74) *Attorney, Agent, or Firm*—Intellectual Property Law Group LLP; Otto O. Lee; Juneko Jackson

(57) **CLAIM**

The ornamental design for a badge maker, as shown and described.

DESCRIPTION

FIG. 1 is a perspective view of a badge maker, embodying my new design;

FIG. 2 is a top plan view thereof;

FIG. 3 is a bottom plan view thereof;

FIG. 4 is a left side elevational view thereof;

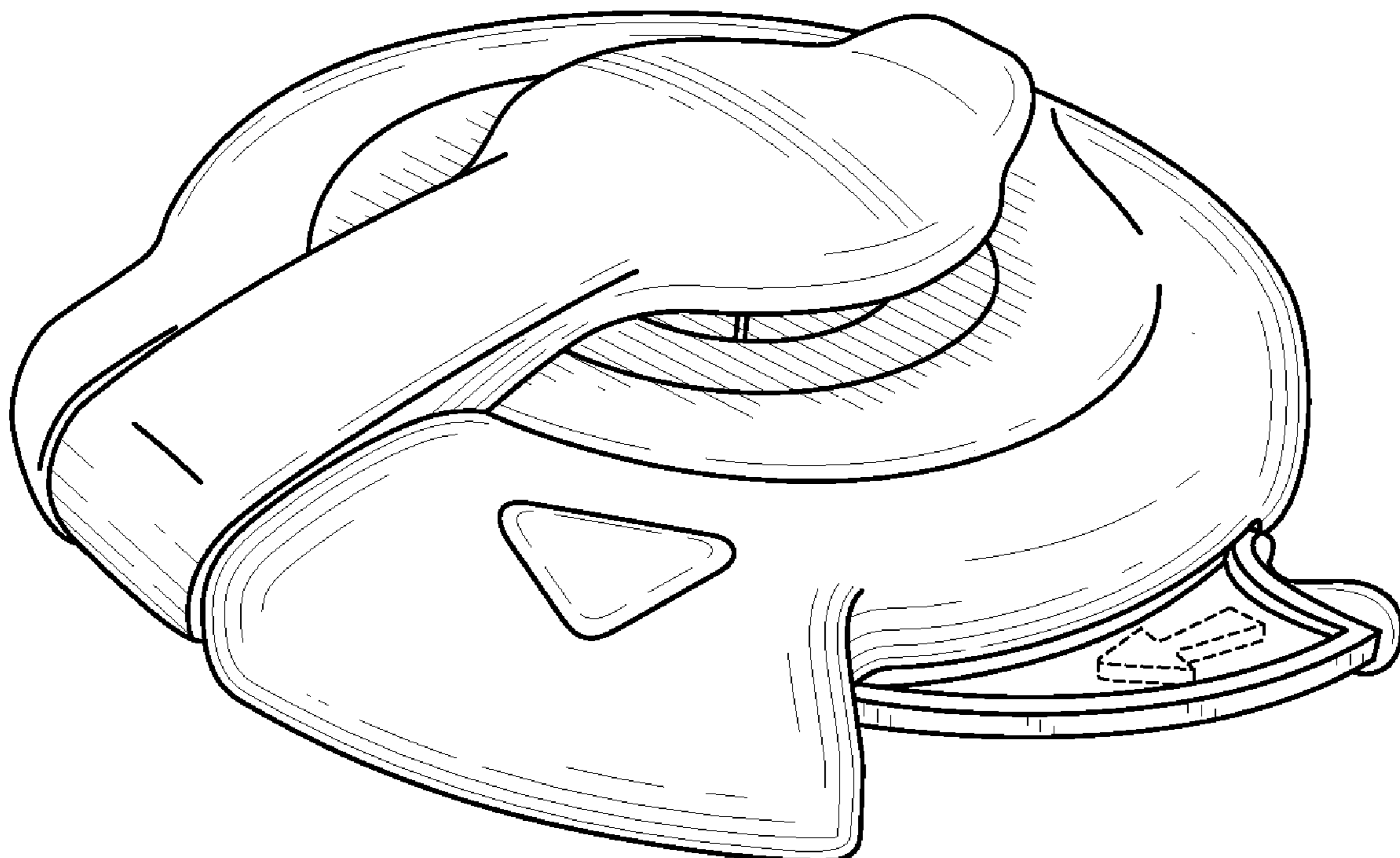
FIG. 5 is a right side elevational view thereof;

FIG. 6 is a front elevational view thereof; and,

FIG. 7 is a rear elevational view thereof.

The broken line showing of the badge maker is included for the purpose of illustrating portions of the badge maker and forms no part of the claimed design.

1 Claim, 3 Drawing Sheets



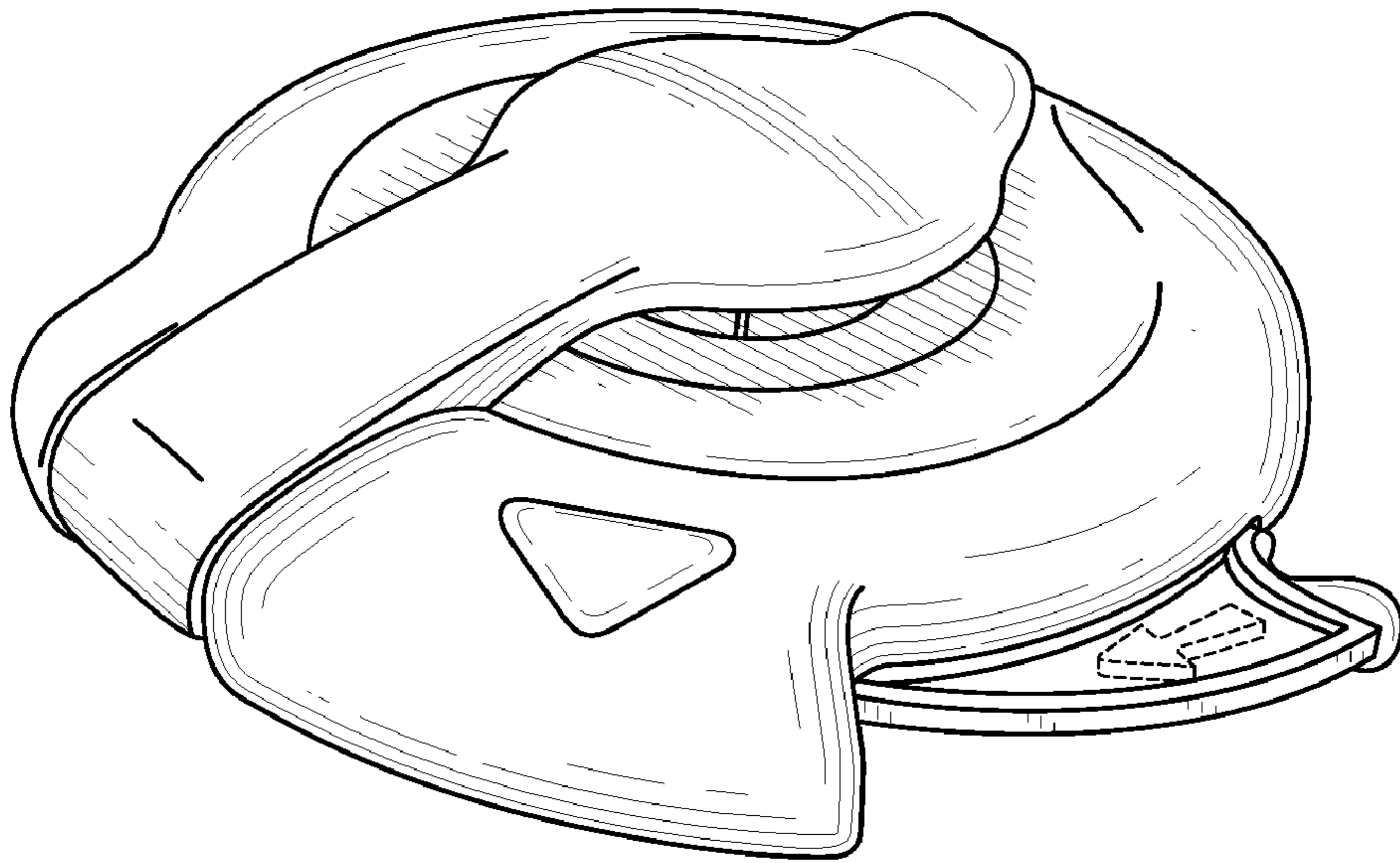


FIG. 1




FIG. 2

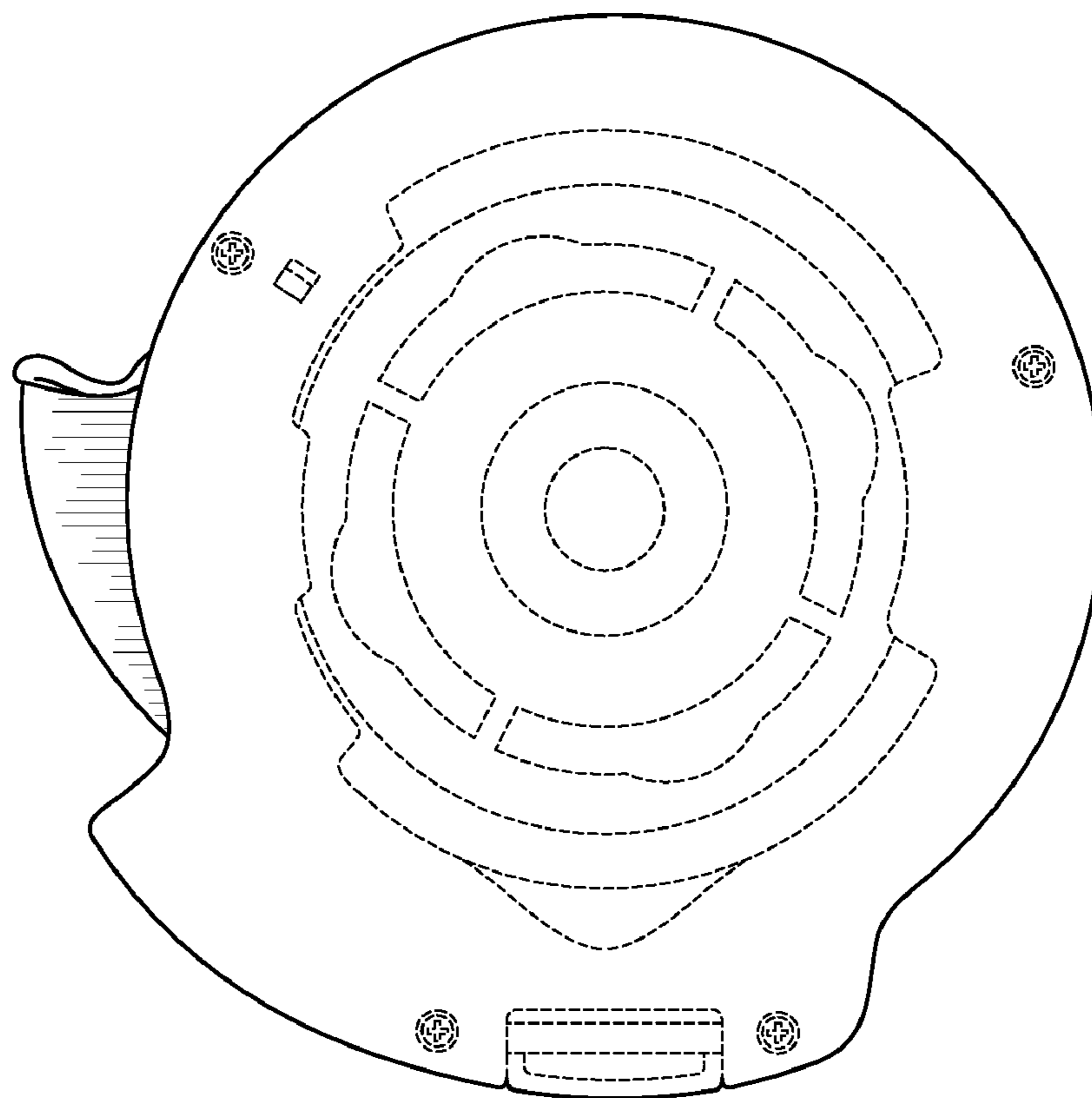


FIG. 3

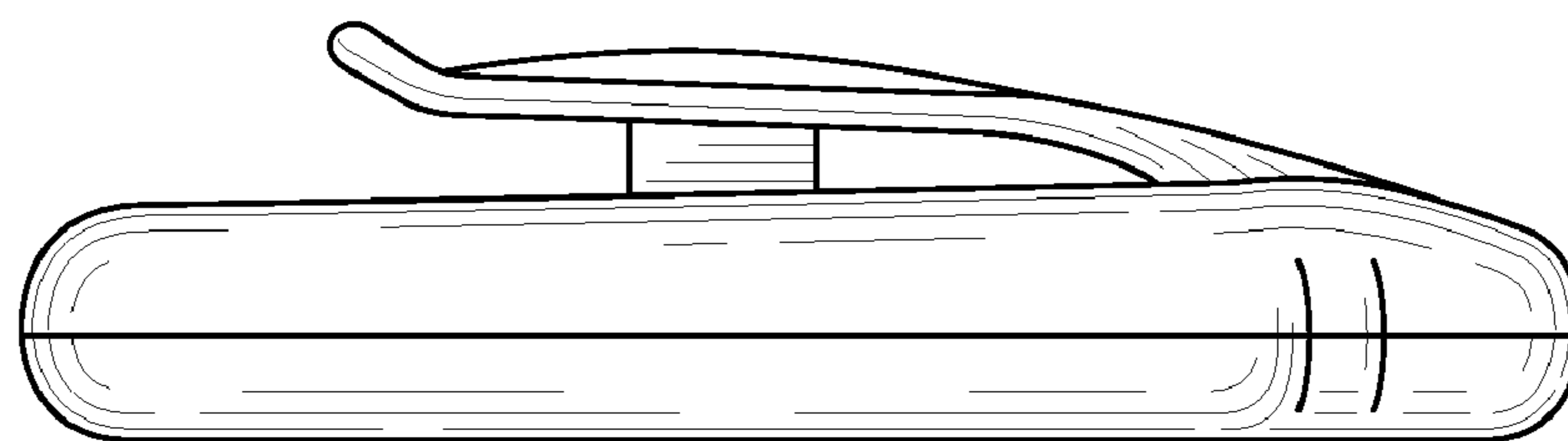


FIG. 4

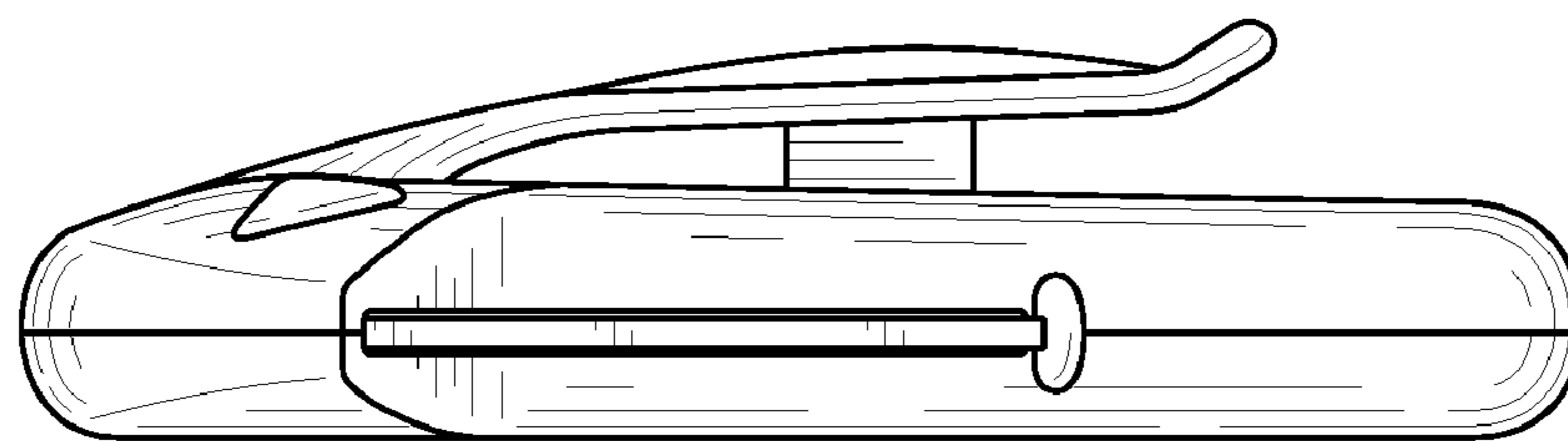


FIG. 5

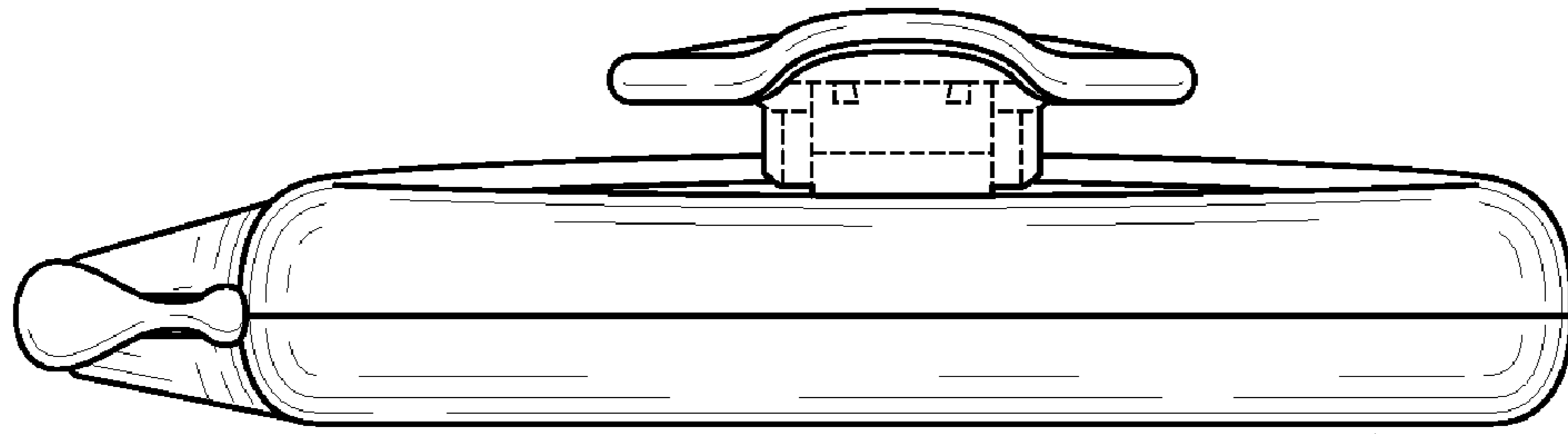


FIG. 6




FIG. 7