



US00D583372S

(12) **United States Design Patent**
Merino

(10) **Patent No.:** **US D583,372 S**

(45) **Date of Patent:** **** Dec. 23, 2008**

(54) **COMPUTER SERVER**

D523,427 S * 6/2006 Tsuzuki et al. D14/300

(75) Inventor: **Tristan Alfonso Merino**, Austin, TX
(US)

* cited by examiner

(73) Assignee: **International Business Machines Corporation**, Armonk, NY (US)

Primary Examiner—Freda S Nunn
(74) *Attorney, Agent, or Firm*—Matthew C. Zehrer

(**) Term: **14 Years**

(57) **CLAIM**

(21) Appl. No.: **29/276,937**

The ornamental design for a computer server, as shown and described.

(22) Filed: **Feb. 9, 2007**

DESCRIPTION

(51) **LOC (8) Cl.** **14-02**

FIG. 1 is a front, left perspective view of the computer server;

(52) **U.S. Cl.** **D14/301; D14/302**

FIG. 2 is a front, right perspective view of the computer server;

(58) **Field of Classification Search** D14/300–302,
D14/308, 349, 310–314, 348, 351–369, 214;
D13/162, 163, 184, 199; 312/223.1–223.3;
360/99.01–99.12; 361/690–696; 369/34.01,
369/36.01

FIG. 3 is a front view of the computer server;

FIG. 4 is a left side view of the computer server;

FIG. 5 is a right side view of the computer server;

FIG. 6 is a top plan view of the computer server; and,

FIG. 7 is a rear view of the computer server.

See application file for complete search history.

The bottom plan view of the computer server is identical to FIG. 6.

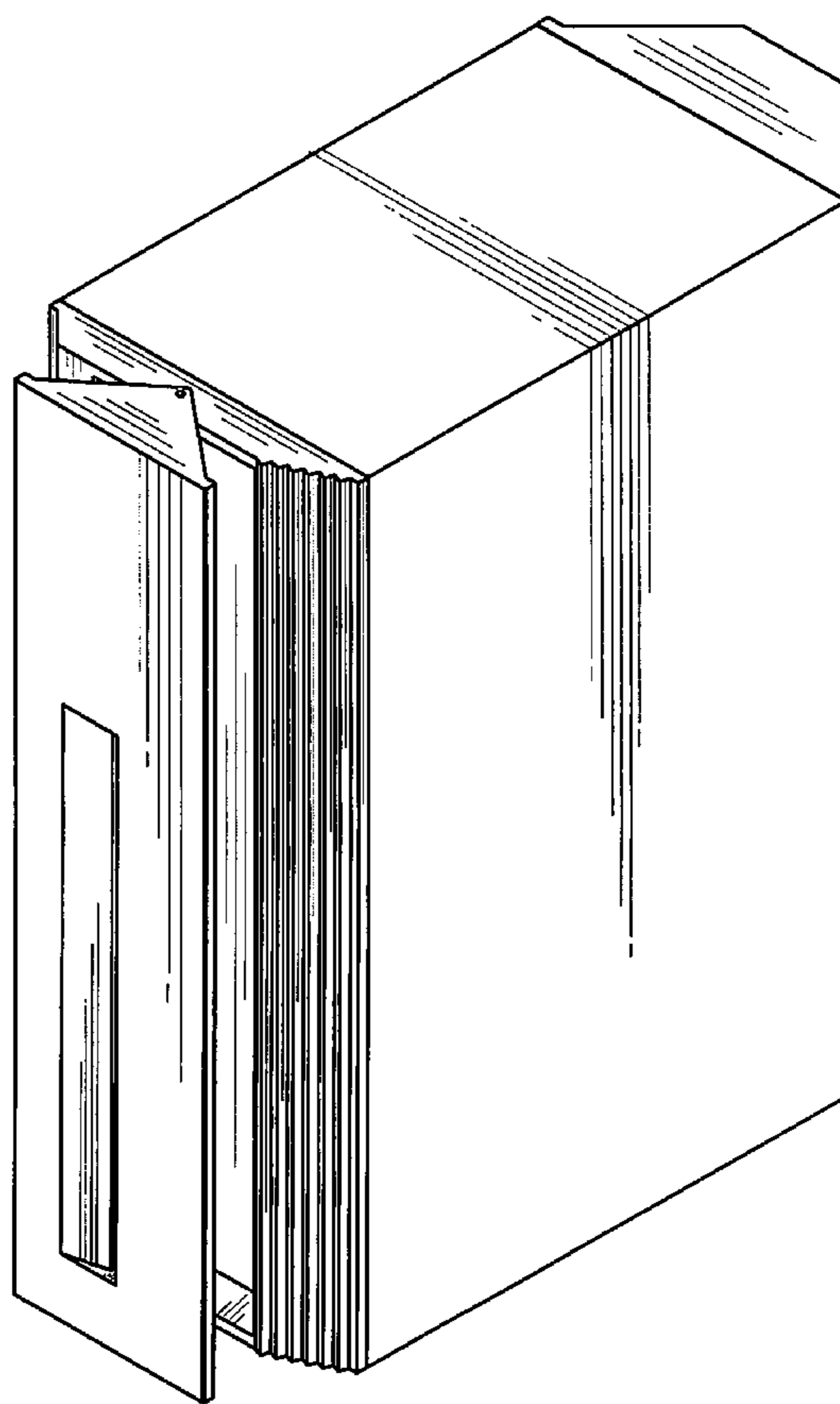
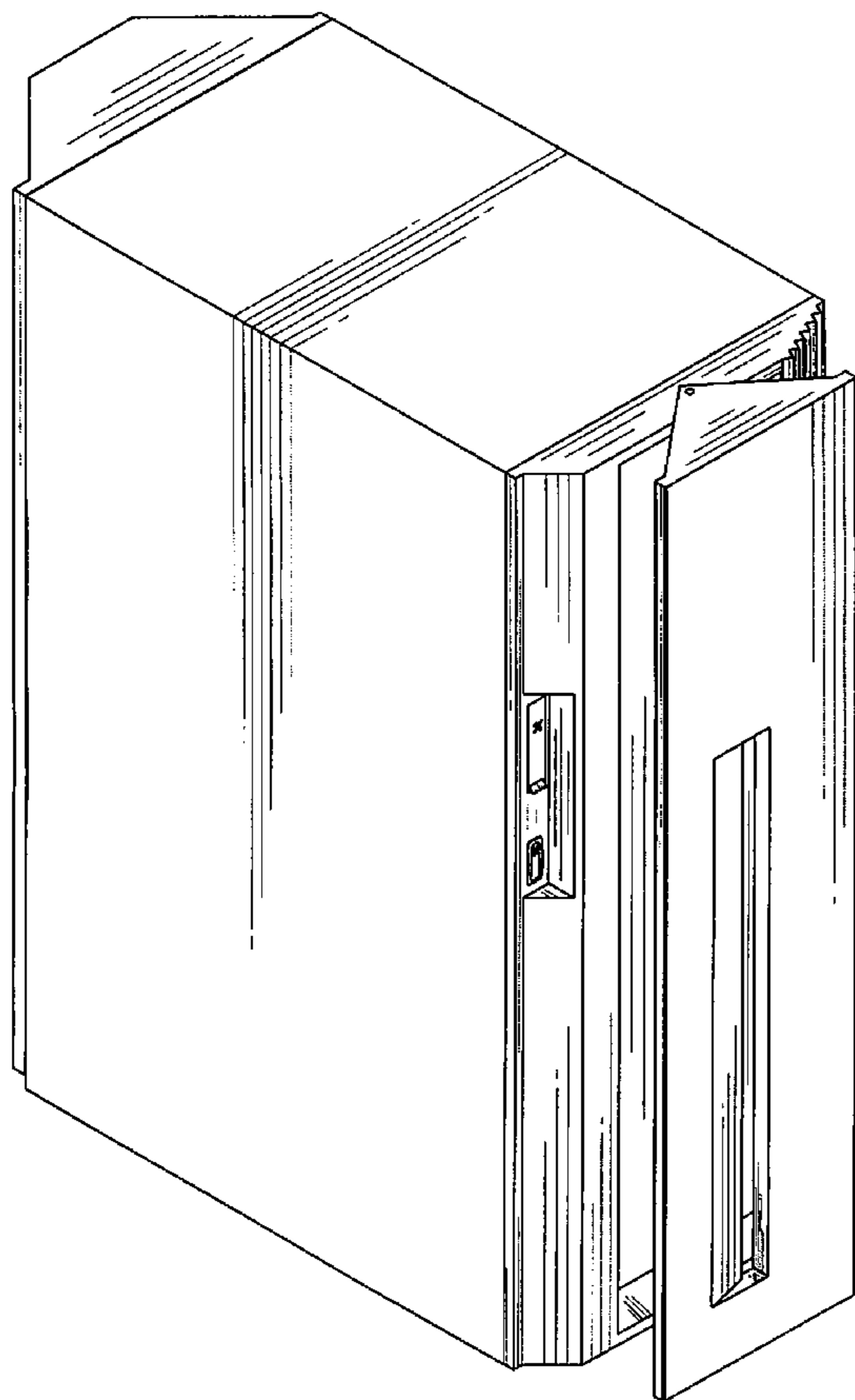
(56) **References Cited**

U.S. PATENT DOCUMENTS

D469,759 S * 2/2003 Friend et al. D14/308

D487,741 S * 3/2004 Tsuzuki et al. D14/302

1 Claim, 7 Drawing Sheets



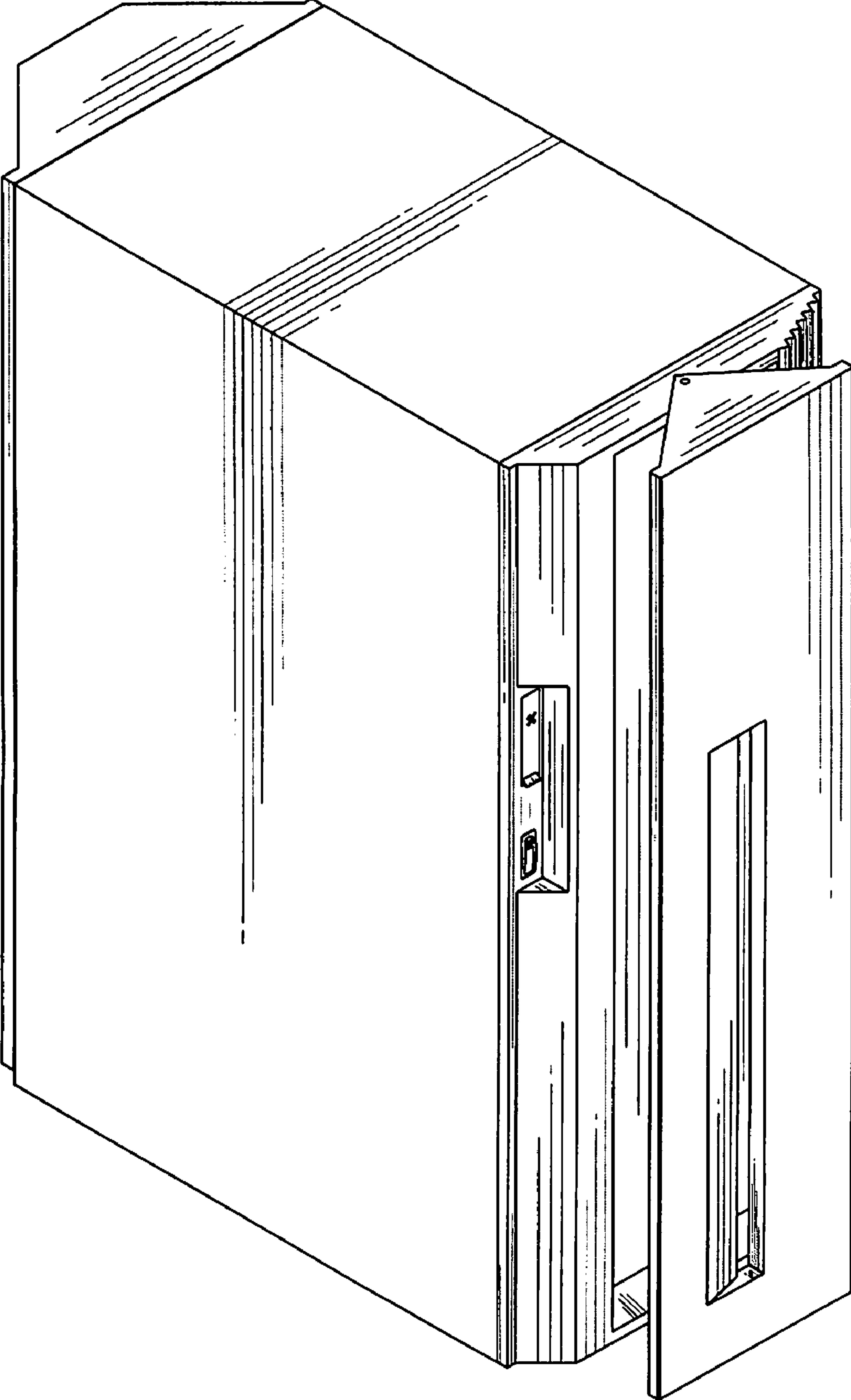


Fig. 1

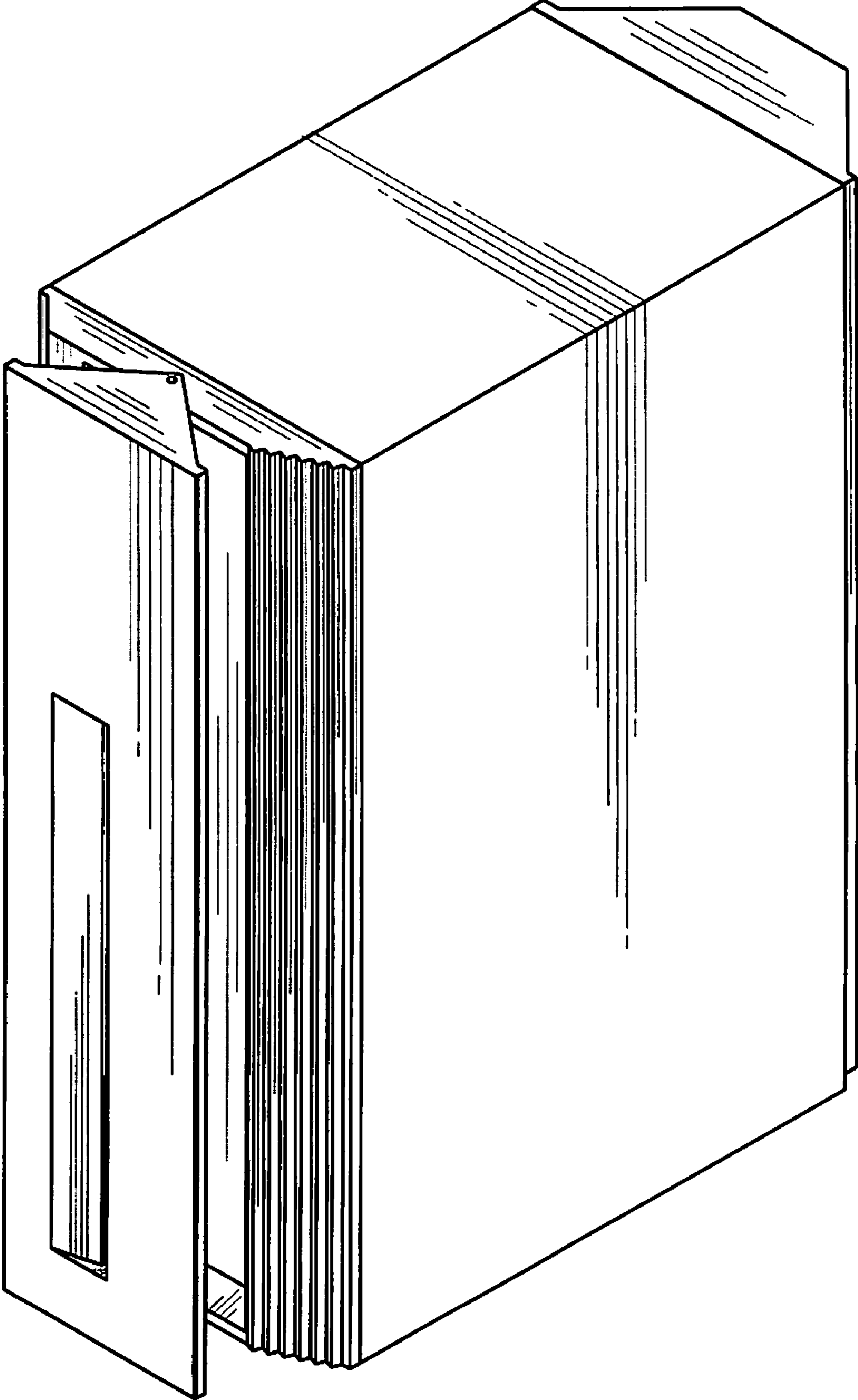


Fig. 2




Fig. 3




Fig. 4




Fig. 5




Fig. 6




Fig. 7