



US00D583369S

(12) **United States Design Patent**  
**Boyd et al.**

(10) **Patent No.:** **US D583,369 S**  
(45) **Date of Patent:** **\*\* Dec. 23, 2008**

(54) **FRONT COVER FOR A HANDSET**  
(75) Inventors: **Nicol Boyd**, Brookfield (GB); **Lee Irvine**, Thursley (GB); **Damian Mycroft**, Warwick (GB)  
(73) Assignee: **Nokia Corporation**, Espoo (FI)  
(\*\*) Term: **14 Years**  
(21) Appl. No.: **29/298,914**  
(22) Filed: **Dec. 14, 2007**

D570,833 S \* 6/2008 He ..... D14/248  
D570,834 S \* 6/2008 Cobb ..... D14/248  
D575,282 S \* 8/2008 Eroma et al. .... D14/248  
D576,591 S \* 9/2008 Aarras ..... D14/138 R

**FOREIGN PATENT DOCUMENTS**

WO DM/068449 \* 12/2006

**OTHER PUBLICATIONS**

Sony Ericsson K200, announced Feb. 2007, <URL:http://www.gsmarena.com/sony\_ericsson\_k200-pictures-1842.php>, retrieved from internet Sep. 13, 2008 9:37:35 PM.\*  
Samsung C120, announced 4Q 2005, <URL:http://www.gsmarena.com/samsung\_c120-pictures-1380.php>, retrieved from internet Sep. 13, 2008 9:44:35 PM.\*

\* cited by examiner

*Primary Examiner*—Ian Simmons  
*Assistant Examiner*—Carla Jobe Wright  
(74) *Attorney, Agent, or Firm*—Banner & Witcoff, Ltd.

(30) **Foreign Application Priority Data**  
Jun. 14, 2007 (FI) ..... 20070117 M  
(51) **LOC (8) Cl.** ..... **14-03**  
(52) **U.S. Cl.** ..... **D14/248**  
(58) **Field of Classification Search** ..... D14/137, D14/138 R, 138 AA, 138 AD, 138 C, 138 G, D14/147-148, 156, 218, 247-248, 341-347, D14/390, 399, 455-456, 496; D13/164, D13/168; D16/208; D21/329, 331, 333, D21/517; 343/702; 348/14.01-14.02; 361/814; 379/433.01-433.13; 439/165; 455/90.3, 455/556.1-556.2, 566, 575.1, 575.3, 575.4  
See application file for complete search history.

(57) **CLAIM**

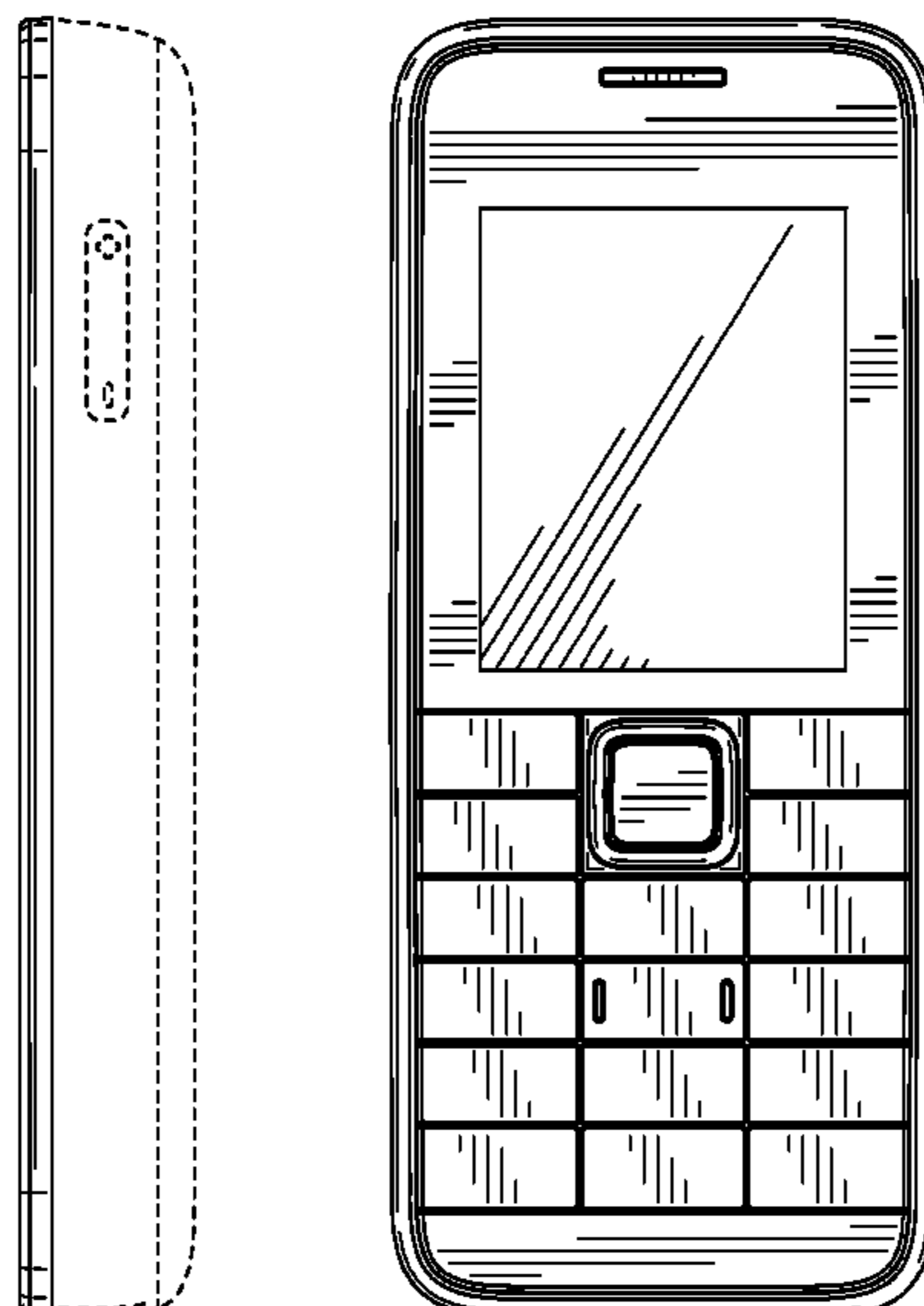
The ornamental design for a front cover for a handset, as shown and described.

**DESCRIPTION**

FIG. 1 is a bottom plan view of a front cover for a handset showing our new design;  
FIG. 2 is a right side view thereof;  
FIG. 3 is a front view thereof;  
FIG. 4 is a left side view thereof;  
FIG. 5 is a top plan view thereof; and,  
FIG. 6 is a front perspective view thereof.  
The broken line showing of the remainder of the handset is for illustrative purposes only and forms no part of the claimed design.

(56) **References Cited**  
**U.S. PATENT DOCUMENTS**  
D536,681 S \* 2/2007 Surtouc ..... D14/130  
7,203,529 B2 \* 4/2007 Kim et al. .... 455/575.1  
D545,800 S \* 7/2007 Ou et al. .... D14/138 AA  
D549,208 S \* 8/2007 Huang et al. .... D14/138 AA  
D549,224 S \* 8/2007 Fahlgren ..... D14/248  
D549,700 S \* 8/2007 Lyles ..... D14/248  
D555,141 S \* 11/2007 Ho ..... D14/138 AA  
D562,815 S \* 2/2008 Di et al. .... D14/248  
D569,862 S \* 5/2008 Mitchell et al. .... D14/248

**1 Claim, 2 Drawing Sheets**



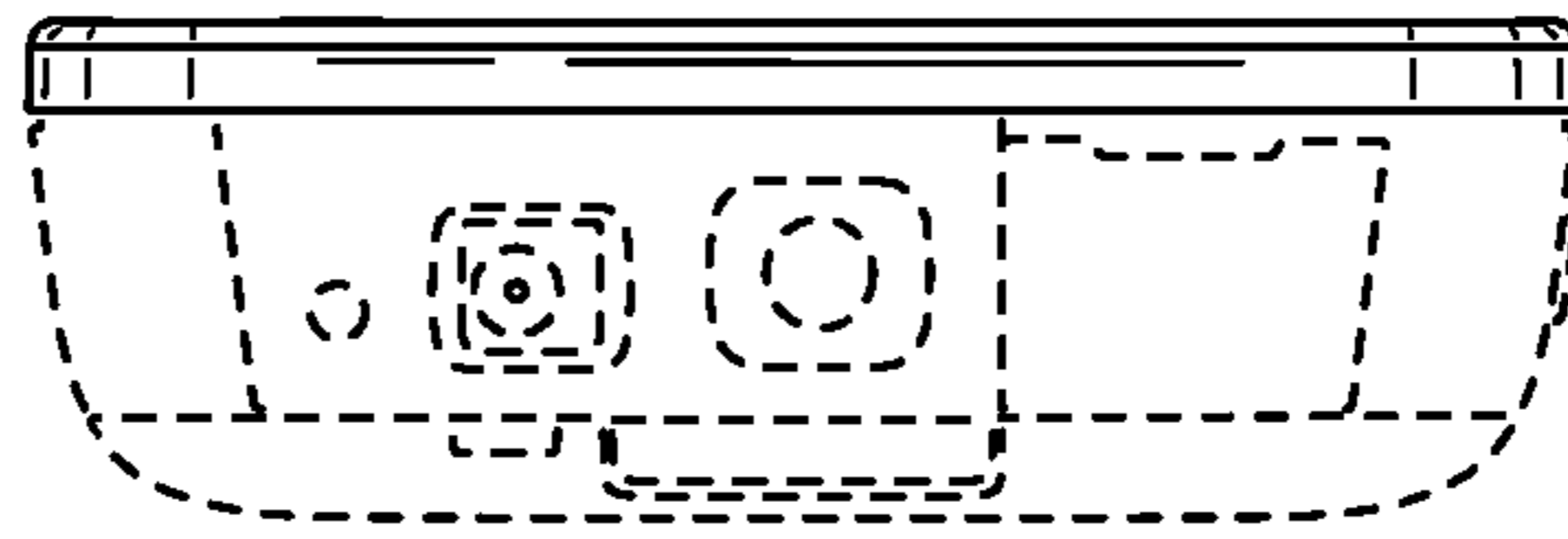


FIG. 1

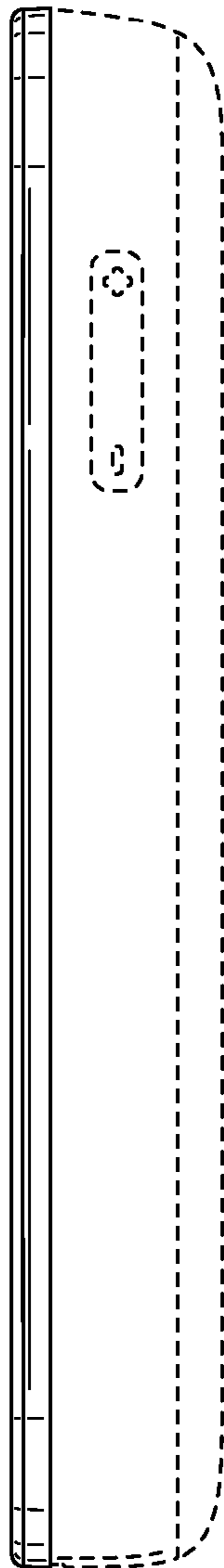


FIG. 2

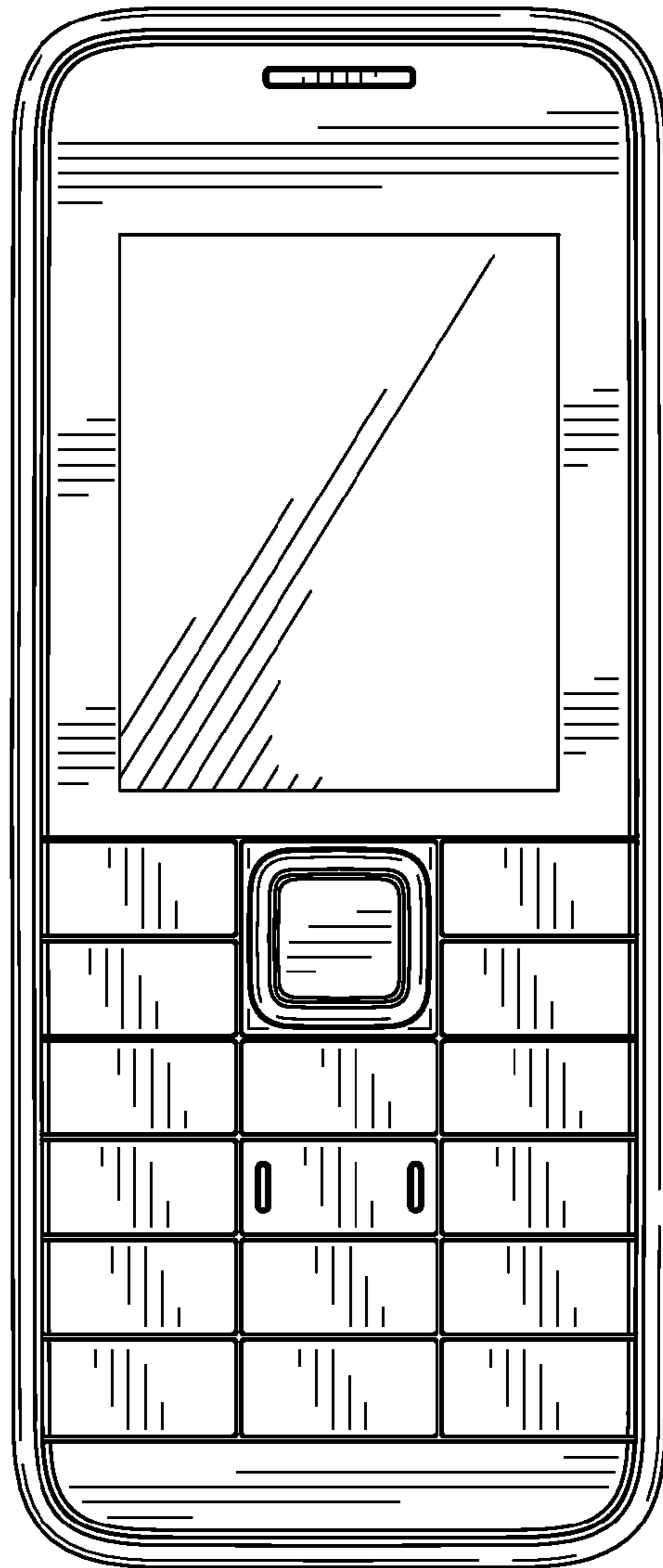


FIG. 3

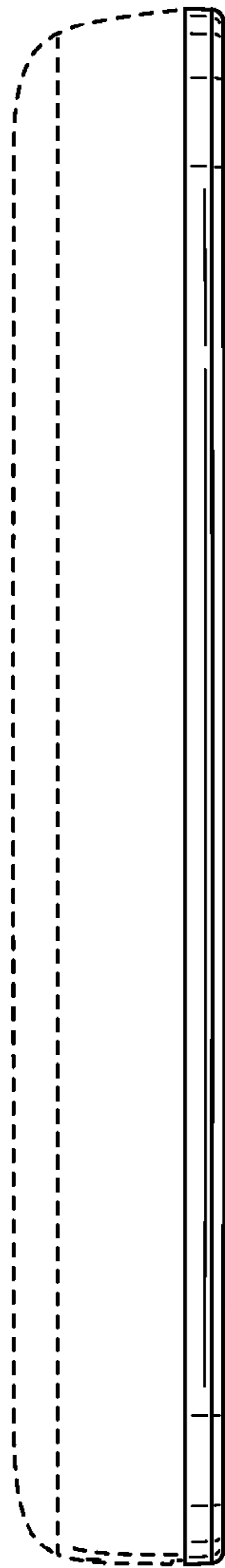


FIG. 4

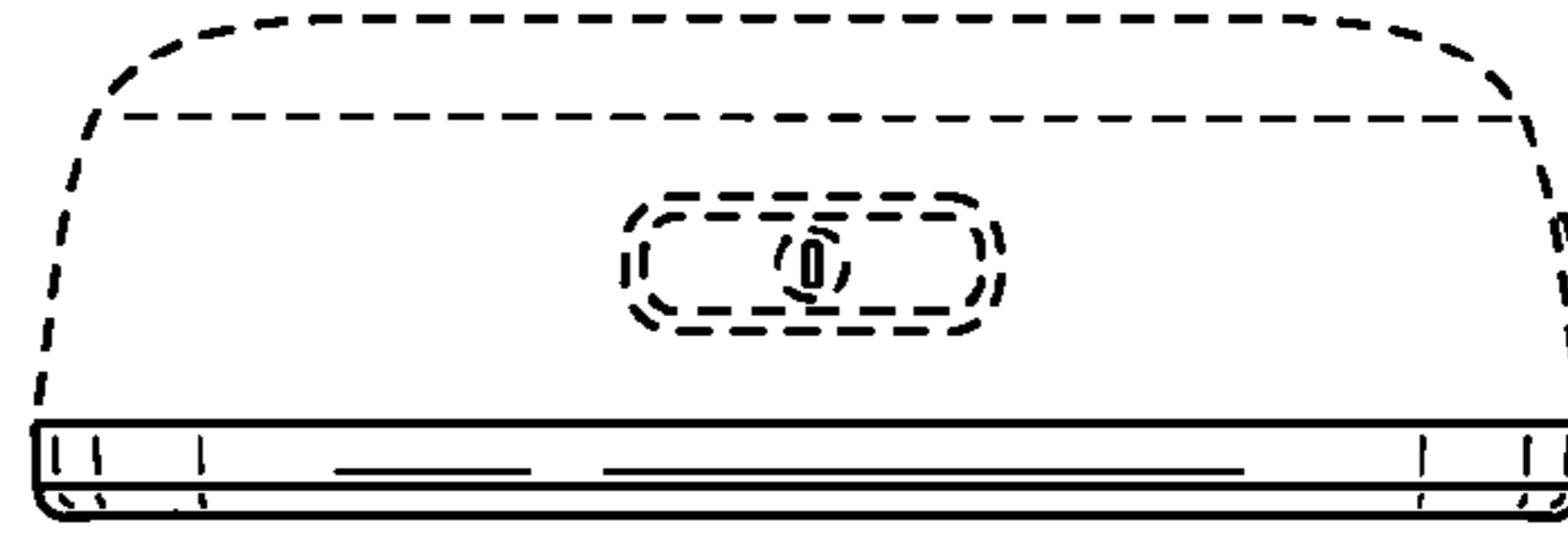


FIG. 5

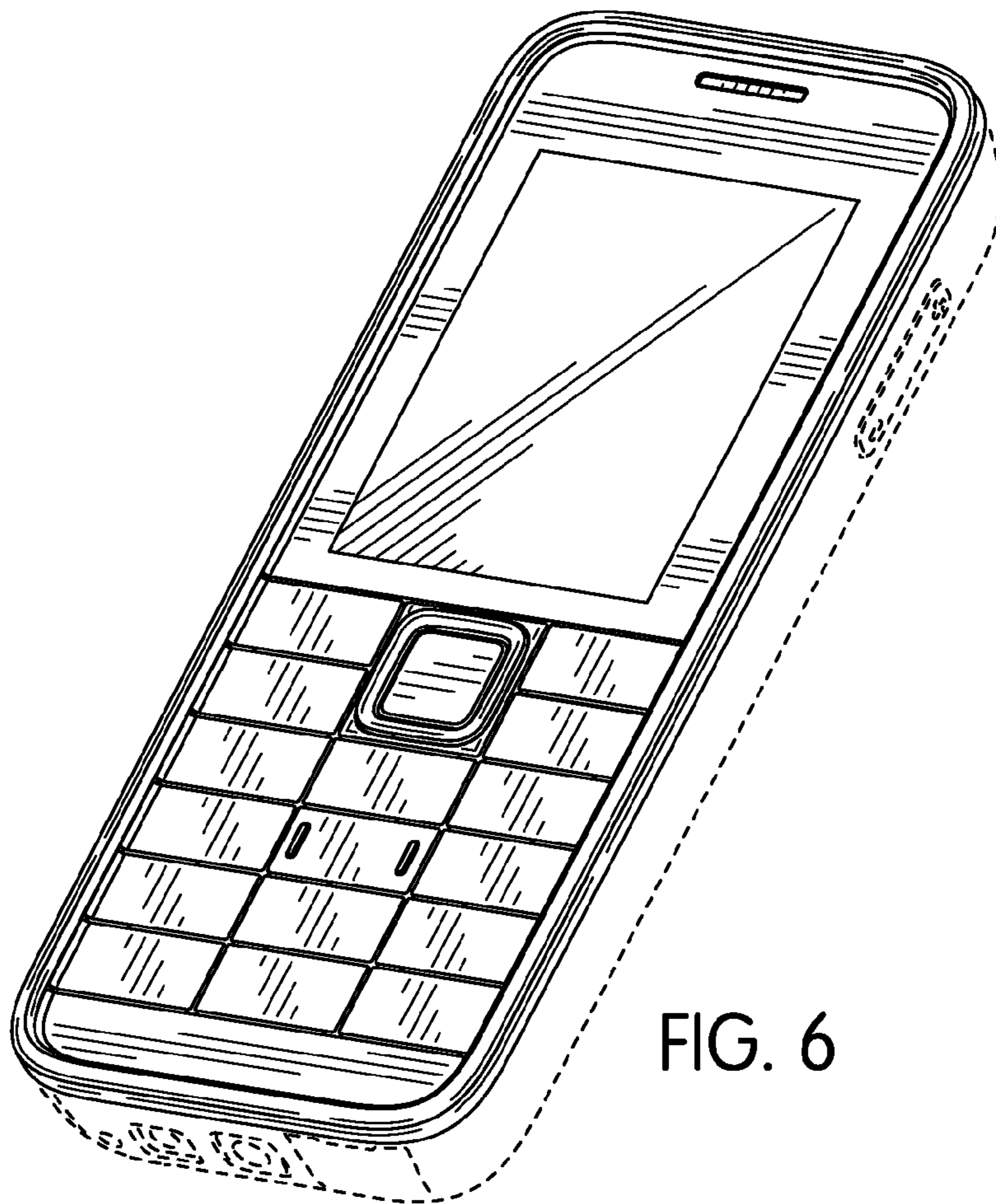


FIG. 6